



सत्यमेव जयते

भारत सरकार  
Government of India

# विदेशी वित्तपोषण EXTERNAL FUNDING

## 2023-2024

वित्त मंत्रालय  
आर्थिक कार्य विभाग  
सहायता लेखा एवं लेखा परीक्षा प्रभाग  
MINISTRY OF FINANCE  
DEPARTMENT OF ECONOMIC AFFAIRS  
AID ACCOUNTS AND AUDIT DIVISION  
(AN ISO 9001:2015 CERTIFIED OFFICE)



विदेशी वित्तपोषण  
**EXTERNAL FUNDING**

**2023-2024**

वित्त मंत्रालय  
आर्थिक कार्य विभाग  
सहायता लेखा एवं लेखा परीक्षा प्रभाग  
(आईएसओ 9001:2015 प्रमाणित कार्यालय)  
**MINISTRY OF FINANCE**  
**DEPARTMENT OF ECONOMIC AFFAIRS**  
**AID ACCOUNTS AND AUDIT DIVISION**  
(AN ISO 9001:2015 CERTIFIED OFFICE)



**सारांश**  
**SUMMARY**

क्र.सं. SI.No.	विवरण Particulars	पृष्ठ सं. Page No.
1.	विषय-सूची Contents	(i) to (iii)
2.	परिचय Introduction	(v) to (vii)
3.	सॉवरेन विदेशी वित्तपोषण का सारांश, हस्ताक्षरित समझौतों, मूलधन की अदायगी और 2023-24 के दौरान सरकारी खाते पर प्रतिबद्धता शुल्क का भुगतान Summary of Sovereign External Funding, Agreements signed, Repayment of Principal and Payment of Commitment charges on Government Account during 2023-24	(viii) to (ix)
4.	विदेशी वित्तपोषण विवरणिका 2023-24 की तैयारी के लिए अपनाई गई ऋण मुद्रा से रुपये में रूपांतरण दर Conversion rates from Loan Currency to Rupees adopted for preparation of External Funding Brochure 2023-24	(xi)
5.	विदेशी एजेंसियों के नियम और शर्तें (उधार/ऋण) Terms and Conditions of External Agencies (Loans/Credits)	(xiii) to (xiv)



विषय-सूची  
CONTENTS

क्रम सं. Sl.No.	विवरण Particulars	पृष्ठ सं. Page No.
1	2	3
भाग-I —	पिछले वर्षों से भारत में विदेशी वित्तपोषण का इतिहास और नीति: विकास सहयोग पर नीति और विदेशी वित्तपोषण का एजेंसी-वार स्नैप शॉट	
<b>PART-I—</b>	<b>HISTORY AND POLICY OF EXTERNAL FUNDING IN INDIA OVER THE YEARS: POLICY ON DEVELOPMENT COOPERATION AND AGENCY-WISE SNAP SHOT OF THE EXTERNAL FUNDING</b>	
अध्याय Chapter	1. भारत में विदेशी वित्तपोषण का संक्षिप्त इतिहास Brief History of External Funding in India	3
	2. विकास सहयोग पर नीति Policy on Development Cooperation	5
	3. संवितरण का तरीका Method of Disbursement	5
	4. द्विपक्षीय वित्तपोषण Bilateral Funding	7
	5. बहुपक्षीय विकास निधि Multilateral Development Funding	11
भाग-II—	विदेशी वित्तपोषित ऋण का विवरण (सरकारी खाते पर)	
<b>PART-II—</b>	<b>DETAILS OF EXTERNALLY FUNDED Loans (on Govt. A/c)</b>	
अनुबंध Annex	क1 - 31.03.2024 (सरकारी ऋण) की स्थिति के अनुसार देश/संस्थावार पूरी तरह से संवितरित और पूरी तरह से चुकाए गए उधार/ऋण को दर्शाने वाला विवरण A1 - Statement showing country/institution-wise details of <b>fully disbursed &amp; fully repaid</b> loans/credits as on 31.03.2024 (Government Loans)	19
	क2 - 31.03.2024 तक प्राप्त देश/संस्थावार पूरी तरह से वितरित उधार/ऋण को दर्शाने वाला विवरण, जिसके लिए ऋण सेवाएं जारी हैं (सरकारी ऋण) A2 - Statement showing details of country/institution-wise fully disbursed loans/credits received upto 31.03.2024 for which <b>debt. services is ongoing</b> (Government Loans)	21
	क3 - 31.03.2024 (सरकारी ऋण) तक प्राप्त देश/संस्थावार उधार/ऋण संवितरण को दर्शाने वाला विवरण A3 - Statement showing details of country/institution-wise <b>disbursing</b> loans/credits received upto 31.03.2024 (Government Loans)	47
	<b>अनुदान Grants:-</b>	
	ख1 - 31.03.2024 (सरकारी और गैर-सरकारी) की स्थिति के अनुसार देश/संस्थावार पूरी तरह से वितरित अनुदान का ब्यौरा दर्शाने वाला विवरण B1- Statement showing details of <b>fully disbursed</b> Grants country/ institution-wise as on 31.03.2024 (Govt. & Non Govt.)	71
	ख2 - 31.03.2024 तक प्राप्त देशवार/संस्थावार अनुदानों के वितरण का ब्यौरा दर्शाने वाला विवरण (सरकारी और गैर-सरकारी) B2- Statement showing details of <b>disbursing</b> Grants country/ institution-wise received upto 31.03.2024 (Govt. & Non Govt.)	72
	<b>सरकार द्वारा गारंटीयुक्त ऋण Government Guaranteed Loans:-</b>	
	ग1 - 31.03.2024 (गैर-सरकारी ऋण) की स्थिति के अनुसार देश/संस्थावार पूरी तरह से संवितरित और पूरी तरह से चुकाए गए ऋण/क्रेडिट का ब्यौरा दर्शाने वाला विवरण C1 - Statement showing country/institution-wise details of <b>fully disbursed &amp; fully repaid</b> loans/credits as on 31.03.2024 (Non-Government Loans)	74
	ग2 - 31.03.2024 तक प्राप्त देश/संस्था-वार पूरी तरह से वितरित ऋण/क्रेडिट का ब्यौरा दर्शाने वाला विवरण, जिसके लिए ऋण सेवा जारी है। (गैर सरकारी ऋण) C2 - Statement showing details of country/institution-wise fully disbursed loans/credits received upto 31.03.2024 for which <b>debt. servicing is ongoing</b> (Non-Government Loans).	75
	ग3 - 31.03.2024 तक प्राप्त देश/संस्था-वार ऋण/क्रेडिट के वितरण का ब्यौरा दर्शाने वाला विवरण (गैर-सरकारी ऋण) C3 - Statement showing details of country/institution-wise <b>disbursing</b> loans/credits received upto 31.03.2024 (Non-Government Loans)	80

1	2	3
विवरण सं.	विषय	पृष्ठ सं.
Statement No.	Subject	Page No.

**संक्षिप्त जानकारी**

**SUMMARISED INFORMATION**

1.	31.03.2024 की स्थिति के अनुसार उधार और ऋण भुगतान के उपयोग का सारांश (सरकारी खाते पर) Summary of utilization of loans & Debt servicing as on 31.03.2024 (On Govt. Account)	82
2.	31 मार्च, 2024 की स्थिति के अनुसार विदेशी अनुदान सहायता दाताओं का सारांश (सरकारी खाते पर) Summary of External Grant Assistance donor wise as on March 31, 2024 (On Govt. Account).	84
3.	31 मार्च, 2024 तक ऋणों के उपयोग और ऋण-सेवा का सारांश (सरकारी गारंटीकृत ऋण) Summary of Utilization of loans & Debt-Servicing as on March 31, 2024 (Govt. Guaranteed Loans).	85
4.	2023-24 के दौरान भुगतान किए गए प्रतिबद्धता शुल्क का एजेंसी-वार/परियोजना-वार ब्यौरा (सरकारी खाते पर) Agency-wise/Project-wise detail of Commitment Charges paid during 2023-2024 (On Govt. Account).	86

**अवधि आधारित सूचना**

**PERIOD BASED INFORMATION**

5.	योजना अवधि-वार सहायता-प्राप्तियां, पुनर्भुगतान और ब्याज भुगतान Plan Period-wise Aid Receipts, Re-payment and Interest Payment	90
6.	एजेंसी-वार ऋण और अनुदान संवितरण का प्रतिशत Agency-wise Disbursement Percentage of Loans & Grants	93
7.	अमेरिकी डॉलर में विदेशी ऋणों पर वर्गीकृत बकाया ऋण Classified Debt Outstanding Against Foreign Loans in US Dollar	95
8.	एजेंसी-वार अनआहरित शेष (ऋण) Agency-wise undrawn balance (Loans)	96
9.	आहरित शेष राशि (अनुदान) का एजेंसी-वार विवरण Agency-wise details of undrawn balance (Grants)	96
10.	ऋणों के उपयोग का एजेंसी-वार विवरण (केवल सरकारी खाते पर) Agency-wise Details of Utilisation of Loans (on Govt. Account only).	97
11.	एजेंसी-वार मूलधन की चुकौती (केवल सरकारी खाते पर) Agency-wise Repayment of Principal (on Govt. Account only)	97
12.	एजेंसी-वार ब्याज का भुगतान (प्रतिबद्धता शुल्क सहित)(सरकारी खाते पर) Agency-wise payment of interest (including commitment charges) (on Govt. Account)	98
13.	प्रतिबद्धता शुल्क का एजेंसी-वार भुगतान (केवल सरकारी खाते पर) Agency-wise payment of commitment charges (on Govt. Account only)	99
14.	एजेंसी-वार प्राधिकरण, उपयोग, मूलधन का पुनर्भुगतान और ब्याज का भुगतान* (गैर सरकारी खाता) Agency-wise authorization, utilization, repayment of principal and payment of interest *(Non Govt. Account)	99
15.	पिछले दस वर्षों के लिए, विदेशी ऋणों पर एजेंसी-वार बकाया ऋण देयता (सरकारी खाते पर) Agency-wise debt outstanding liability on foreign loans for the last ten years (on Govt. Account)	100
16.	पिछले दस वर्षों के लिए, विदेशी ऋणों पर एजेंसी-वार बकाया ऋण देयता (गैर-सरकारी खाते पर) Agency-wise Debt outstanding liability on foreign loans for the last ten years (Non Govt. Account)	100
17.	ऋण और अनुदान का एजेंसी-वार प्राधिकरण (सरकारी और गैर-सरकारी) Agency-wise Authorisation of Loans & Grants (Govt. & Non Govt.)	101
18.	ऋणों का वर्षवार उपयोग, मूलधन की चुकौती और ब्याज का भुगतान (सरकारी और गैर-सरकारी) Year-wise utilisation of loans, repayment of principal and payment of interest (Govt. & Non Govt.)	102
19.	वर्षवार विदेशी अनुदान सहायता (सरकारी खाते पर) Year-wise External Grant assistance (on Govt. Account).	102
20.	एजेंसी-वार अनुदान का उपयोग (सरकारी खाते पर) Agency -wise Utilization of Grants ( on Govt. Account).	103
21.	विदेशी ऋणों के वित्तपोषण की स्थिति के विश्लेषण का सारांश (सरकारी खाता) Summary of Analysis of External Loans Funding Position (Govt. Account)	104
22.	दिसम्बर, 1971 से पूर्व, आईएमएफ समता दर, 2019-2020 से 2023-2024 के दौरान औसत विनिमय दर और वित्तीय वर्ष के अंत में विनिमय दरों को दर्शाने वाला विवरण Statement showing Pre-December, 1971 IMF Parity rates, Average Exchange rate during 2019-2020 to 2023-2024 and exchange Rates at the end of the financial year.	105

\* गैर-सरकारी खाते पर का अर्थ है सरकार द्वारा गारंटीकृत ऋण।

\*Non-Government Account means Government Guaranteed Loan.



1	2	3
विवरण सं.	विषय	पृष्ठ सं.
Statement No.	Subject	Page No.

क्षेत्र-वार - ब्यौरा

**SECTOR-WISE - DETAILS**

23.	ऋण और अनुदान का क्षेत्रवार संवितरण (केवल सरकारी खाते पर) Sector-wise disbursement of Loans & Grants (on Govt. Account only)	106
24.	क्षेत्रवार अनआहरित शेष (ऋण) Sector-wise undrawn balance (Loans).	107
25.	क्षेत्रवार अनआहरित शेष (अनुदान) Sector-wise undrawn balance (Grants)	108
26.	ऋण और अनुदान की राज्यवार संवितरण स्थिति (सरकारी खाता) State wise disbursement position of Loans & Grants (Govt. Account).	109
27.	राज्य-वार अवितरित ऋण और अनुदान (सरकारी खाता) State-wise Undisbursed Loans & Grants (Govt. Account)	110
28.	एजेंसी-वार प्राधिकरण, उपयोग, मूलधन का पुनर्भुगतान और ब्याज का भुगतान (बैक-टू-बैक ऋण और सरकारी खाते पर अनुदान) Agency-wise Authorisation, Utilisation, Repayment of Principal & Payment of Interest (Back to Back Loan & Grant on Govt. Account).	111
29.	राज्य-वार उपयोग, ब्याज के भुगतान का अनआहरित शेष (बैक-टू-बैक ऋण और सरकारी खाते पर अनुदान) State-wise Utilisation, Undrawn Balance & Payment of Interest (Back to Back Loan & Grant on Govt. Account).	112
30.	क्षेत्र-वार उपयोग, अनआहरित शेष राशि और ब्याज का भुगतान (बैक-टू-बैक ऋण और सरकारी खाते पर अनुदान) Sector-wise Utilisation, Undrawn Balance & Payment of Interest from (Back to Back Loan & Grant on Govt. Account).	113

**चित्र GRAPH**

--	31.3.2024 तक संचयी विदेशी अनुदान Cumulative External Funding upto 31.3.2024	115
--	सरकारी खाते पर (वर्ष 2015-16 से 2023-24 तक) विदेशी वित्तपोषण में रुझान। (प्राप्तियाँ और ऋण सेवा भुगतान) Trend in External Funding on Govt. Account (from 2015-2016 to 2023-2024) (Receipts & Debt Service Payment)	116
--	सरकारी खाते पर विदेशी ऋण के प्रमुख स्रोत (2023-2024) (प्राप्तियाँ और ऋण सेवा भुगतान) Major Sources of External Debt on Govt. Account (2023-2024) (Receipts & Debt Service Payment)	117
--	वर्ष 2023-2024 के दौरान ₹500 करोड़ से कम के सरकारी ऋणों/अनुदानों का राज्यवार संवितरण State wise Disbursement of Govt. Loans/Grants during 2023-24 less than ₹500 crore.	118
--	वर्ष 2023-2024 के दौरान ₹500 करोड़ से अधिक के सरकारी ऋणों/अनुदानों का राज्यवार वितरण। State wise Disbursement of Govt. Loans/Grants during 2023-24 more than ₹500 crore.	119
--	वर्ष 2023-2024 के दौरान सरकारी ऋणों और अनुदानों का क्षेत्रवार संवितरण Sector wise Disbursement of Govt. Loans and Grants during 2023-24.	120



## प्रस्तावना

यह वार्षिक विवरणिका आर्थिक कार्य विभाग के सहायता लेखा और लेखा परीक्षा प्रभाग द्वारा संकलित की गई है। यह विवरणिका अब तक प्रकाशित विवरणिकाओं की श्रृंखला में 62वीं है। यह भारत की संसद सहित सभी हितधारकों को परिचालित की जाती है। विवरणिका सार्वजनिक उपयोग के लिए पीडीएफ प्रारूप में यूआरएल पर उपलब्ध है। इसका उपयोग हितधारकों, नीति निर्माताओं, शोधकर्ताओं, अंतर्राष्ट्रीयता विकास वित्त, कानून, अर्थशास्त्र आदि में रुचि रखने वाले शिक्षाविदों द्वारा किया जाता है।

इस रिपोर्ट में नकद में द्विपक्षीय और बहुपक्षीय विदेशी स्रोतों से प्राप्त विदेशी सहायता की जानकारी है। जानकारी में ऋण/अनुदान का प्राधिकरण; संवितरण; चुकौती और ब्याज और अन्य शुल्कों का भुगतान शामिल है। ऐतिहासिक आंकड़े 1951-52 से शुरू होते हैं। रिपोर्ट आंकड़ों और स्थान के साथ विदेशी सहायता और इसकी संरचना; स्रोत और उपयोग के संदर्भ; में एक स्नैपशॉट प्रस्तुत करती है।

विदेशी सहायता ने भारत के विकास के इतिहास में महत्वपूर्ण भूमिका निभाई। यह वार्षिक विवरणिका इंगित करती है कि विकास वित्त का परिदृश्य स्वतंत्रता के बाद से, मात्रा, स्रोत गंतव्यों और सहायता की प्रकृति के संदर्भ में काफी हद तक बदल गया है।

आत्मनिर्भरता और आयात प्रतिस्थापन स्वतंत्रता के बाद की विकास नीति की पहचान थी। अर्थव्यवस्था की कमान सरकार के हाथों में थी और खाद्य सुसुखा पर तत्काल जोर दिया गया था एवं दीर्घकालिक विकास के लिए अर्थव्यवस्था के माध्यमिक और तृतीयक क्षेत्रों के लिए मजबूत नींव रखी गई थी। उस युग के दौरान विदेशी सहायता ने इस्पात संयंत्रों; रेलवे, अर्थव्यवस्था के अन्य क्षेत्रों सहित कृषि में हरित क्रांति की स्थापना में महत्वपूर्ण भूमिका निभाई थी। एक समय द्विपक्षीय स्रोतों से विदेशी सहायता प्रमुख होती थी। कुछ समय की अवधि में; बहुपक्षीय संस्थाओं की हिस्सेदारी बढ़ी है, रियायती वित्त में कमी आई है; ऊर्जा और परिवहन क्षेत्र इन दिनों विदेशी सहायता के शीर्ष लाभार्थी हैं और भारत स्वयं अंतर्राष्ट्रीय विकास सहयोग में एक महत्वपूर्ण योगदानकर्ता के रूप में उभरा है। भारत ने हमेशा अपने विकास का फल अन्य देशों के साथ, विशेष रूप से अपने पड़ोसियों के साथ साझा किया है। भारत शुरुआत से ही दक्षिण-दक्षिण सहयोग और त्रिकोणीय सहयोग में अग्रणी भागीदार रहा है। यह विवरणिका विकास सहयोग के प्राप्ति भाग तक ही सीमित है और विभिन्न प्रस्तुतिकरण में कई डेटा समूह शामिल हैं जैसे, एजेंसी-वार संवितरण और ऋण; ऋण आदि का विवरणवार प्रस्तुतिकरण। इसका आशय यह है कि केंद्र सरकार के मंत्रालयों, राज्य सरकारों और विदेशी वित्त पोषण एजेंसियों सहित बड़ी संख्या में हितधारकों की विविध डेटा आवश्यकताओं को पूरा किया जाए।

## INTRODUCTION

This annual brochure is compiled by Aid Accounts and Audit Division of Department of Economic Affairs. This brochure is 62<sup>nd</sup> in the series of brochures published so far. It is circulated to all the stakeholders including Parliament of India. Brochure is available in pdf format at URL. [caaa.gov.in](http://caaa.gov.in) for public access. It is used by stakeholders, policymakers, researchers, academicians interested in international development finance, law, economics etc.

This report contains information on external assistance received from bilateral and multilateral external sources in cash. The information includes authorization of Loans/ Grants; disbursements; repayments and payments of interest and other charges. The historical data starts from 1951-52 onwards. The report presents a snapshot; in terms of figures; of external assistance and its composition, sources and uses over time and space.

External assistance played an important role in the development history of India. This annual brochure indicates that landscape of development finance has changed substantially since independence, both in terms of volume, sources destinations and nature of assistance.

Self-sufficiency and import substitution were hallmark of development policy subsequent to independence. Commanding heights of the economy were in the hands of government and immediate emphasis was on food security and to lay the strong foundations for secondary and tertiary sectors of the economy for long term development. External assistance during that era played an important role in establishment of steel plants; railways, green revolution in agriculture including other sectors of the economy. The external assistance from bilateral sources was once dominant. Over a period of time; the share of multilateral institutions has increased; concessional finance has decreased; energy and transport sectors are top beneficiaries of external assistance these days and India itself has emerged as an important contributor on the international development cooperation. India has always shared the fruits of its development with other countries particularly with its neighbors. India is a leading partner in South-South Cooperation and triangular cooperation since its beginning. This brochure is confined to the receipt part of the development cooperation and different presentation include a number of data cohorts like, agency-wise disbursement and debt; statement wise presentation of debt etc. The idea is to serve the diverse data needs of large number of stakeholders including central government ministries, state governments and external funding agencies.

2. प्राधिकरण का अर्थ है उधारकर्ता के साथ समझौते में विदेशी वित्तपोषण एजेंसी द्वारा प्रतिबद्ध राशि की ऊपरी सीमा। प्रथम पंचवर्षीय योजना के अंत में कुल अधिकृत राशि रु. केवल ₹382 करोड़ थी। प्रति वर्ष औसत ₹76.40 करोड़ ही था। इसकी तुलना वित्त वर्ष 2023-24 के दौरान ₹1.36 लाख करोड़ की अधिकृत राशि से करें। हालांकि ये आंकड़े निरपेक्ष रूप से हैं लेकिन ये इस अवधि के दौरान भारत द्वारा कवर किए गए विकास पथ को दर्शाते हैं। यह भारत की विकास क्षमता में उधारदाताओं के विश्वास को भी दर्शाता है।

3. वर्ष 2023-24 के दौरान सरकारी खाते में कुल विदेशी प्राप्तियां ₹109743.66 करोड़ थी और चुकोती ₹47317.13 करोड़ थी, जिसकी तुलना में वर्ष 2022-23 में प्राप्तियां ₹88506.05 करोड़ और चुकोती ₹52516.11 करोड़ थी। दिनांक 31 मार्च 2023 की स्थिति के अनुसार सरकारी खाते में ₹748,652.63 करोड़ (91.48 बिलियन अमेरिकी डालर) के बकाया सॉवरेन विदेशी ऋण की तुलना में 31 मार्च, 2024 की स्थिति के अनुसार बकाया सॉवरेन विदेशी ऋण ₹790,428.06 करोड़ (95.47 बिलियन अमेरिकी डालर) था (विवरण-21)। इन आंकड़ों में राज्य सरकारों के साथ भारत सरकार (जीओआई) की बैंक टू बैंक व्यवस्थाओं के तहत दिनांक 01.04.2005 के तहत हस्ताक्षरित समझौतों के संबंध में वितरित और बकाया ऋण भी शामिल है। लगभग 50% विदेशी सॉवरेन ऋण को रियायती के रूप में वर्गीकृत किया जा सकता है। इसमें आईडीए से कर्ज और द्विपक्षीय उधार शामिल हैं। शेष 57% आईबीआरडी, एडीबी, एआईआईबी, ईआईबी और एनडीबी से बाजार आधारित उधारी से संबंधित गैर-रियायती के रूप में वर्गीकृत किया गया है। विदेशी वित्तपोषण की संवितरण स्थिति क्षेत्र-वार और राज्य-वार क्रमशः विवरण संख्या 23 और 26 में प्रदान की गई है।

4. संवितरण और ऋणों/अनुदानों के प्राधिकरण, संवितरण ऋणों/अनुदानों की संख्या, वर्ष के दौरान हस्ताक्षरित समझौतों, मूलधन की अदायगी और सरकारी खाते पर प्रतिबद्धता शुल्क के भुगतान के एजेंसी-वार सार सहित सॉवरेन विदेशी वित्तपोषण का सारांश पृष्ठ संख्या (VIII) से (IX) पर दिया गया है। वर्ष 2023-24 के लिए विदेशी वित्तपोषण विवरणिका तैयार करने के लिए अपनाई गई ऋण मुद्रा से आईएनआर में दरों के रूपांतरण की विधि पृष्ठ संख्या (XI) पर रखी गई है। विदेशी ऋण के नियम और शर्तें पृष्ठ संख्या (XIII) पर दी गई हैं।

5. पुस्तिका के भाग I में वर्षों से भारत में विदेशी सहायता का इतिहास और नीति, विकास सहयोग नीति और प्राप्त विदेशी वित्तपोषण का एजेंसी-वार स्नैपशॉट शामिल है। भाग II में, अनुबंध और विवरण विभिन्न स्रोतों से प्राप्त विदेशी वित्तपोषण और उनके उपयोग का विवरण दर्शाया गया है।

6. अनुलग्नक क1 से क3 में वर्ष के दौरान पूरी तरह से चुकाए गए सरकारी ऋणों का देशवार/संस्था-वार ब्यौरा (क1), पूरी तरह से वितरित ऋण जिसमें ऋण चुकाना जारी है (क2), दिनांक 31-03-2024 तक के ऋणों का ब्यौरा (क3) है। इसी प्रकार, अनुलग्नक ख1 और ख2 में वर्ष के दौरान पूर्ण रूप से संवितरित सरकारी और गैर-सरकारी अनुदानों का ब्यौरा (ख1) तथा संवितरित किए जा रहे अनुदानों का ब्यौरा (ख2) शामिल

2. Authorization means upper limit of the amount committed by an external funding agency in agreement with the borrower. Total authorized amount at the end of first five-year plan was ₹382 crores only. Average per year was ₹76.40 crore only. Compare it with authorized amount of ₹1.36 lakh crores during FY 2023-24. Though these figures are in absolute terms but these indicate the route length of development path covered by India during this time period. This also reflects the confidence of lenders in the development capability of India.

3. During 2023-24 total External Receipts on Government Account was ₹109743.66 crore and the repayment made was of ₹47317.13 crore compared to ₹88506.05 crores, & ₹52516.11 crores respectively in 2022-23. The outstanding Sovereign External Debt on Govt. account at current exchange rate as on 31<sup>st</sup> March, 2023 was ₹748,652.63 Cr.(\$ 91.48 Bn.) as compared to ₹790,428.06 Cr (\$ 95.47) Bn on 31<sup>st</sup> March, 2024 (Statement-21). These figures also include disbursed and outstanding debt in respect of agreements signed after 01.04.2005 under the back to back arrangements of Government of India (GoI) with State Governments. Around 50% of the External Sovereign Debt can be classified as concessional. It includes debt from IDA, and bilateral borrowings. The remaining 57% related to market-based borrowing from IBRD, ADB, AIIB, EIB and NDB is categorized as non-concessional. The disbursement position of External Funding Sector-wise and State-wise are provided in Statement No. 23 and 26 respectively.

4. The summary of Sovereign External Funding containing the Agency-wise gist of Disbursements & Authorization of Loans/Grants, number of Disbursing Loans/Grants, Agreements signed during the year, Repayment of Principal & Payment of Commitment Charges on Government Account is given at page No. (viii) to (ix). The method of conversion of rates from loan currency to INR adopted for preparation of External Funding Brochure for the year 2023-24 is placed at page No. (xi). The Terms & Conditions of External Loans are given at page No. (xiii).

5. Part I of the booklet contains the History and Policy of External Assistance in India over the years, Policy on Development Cooperation and agency-wise snap-shot of the External Funding received. In Part II, Annexure and Statements indicate details of External Funding received from different sources and their utilization.

6. Annexures A1 to A3 contain details of country/institution-wise details of Government Loans fully repaid during the year(A1), fully disbursed Loans wherein debt servicing is continuing (A2), disbursing Loans up to 31-03-2024 (A3). Similarly, Annexures B1 and B2 contain the details of Govt. and Non-Govt. Grants fully disbursed

है। अनुलग्नक ग1 से ग3 में गैर-सरकारी ऋण अर्थात् वर्ष के दौरान सरकार द्वारा पूरी तरह से चुकाए गए ऋणों (ग1), पूरी तरह से संवितरित ऋण जिसमें ऋण सेवा जारी है (ग2) और दिनांक 31-03-2024 तक किए जा रहे संवितरित ऋण का ब्यौरा है।

7. विस्तृत जानकारी निम्नानुसार व्यवस्थित की गई है:

- **संक्षिप्त जानकारी:** वित्तीय वर्ष 2023-24 के लिए विवरण 1 से 4 संक्षिप्त जानकारी प्रदान करते हैं।
  1. मूलधन की एजेंसी-वार चुकौती।
  2. एजेंसी-वार संवितरण।
  3. एजेंसी-वार प्रतिबद्ध समझौतों की राशि पर हस्ताक्षर किए गए
  4. एजेंसी-वार प्रतिबद्धता शुल्क का भुगतान।
- **अवधि आधारित जानकारी:** विवरण 5 से 22 सहायता प्राप्तियों, पुनर्भुगतान, ब्याज भुगतान, प्रतिबद्धता शुल्क, ऋणों के उपयोग का विवरण, विदेशी ऋणों पर बकाया ऋण देयता आदि की अवधि आधारित जानकारी प्रदान करते हैं।
- **क्षेत्र-वार सूचना:** विवरण 23 से 30 सरकार के संवितरण के क्षेत्र-वार/राज्य-वार, ऋण और अनुदान, अनआहरित शेष राशि, असंवितरित विदेशी ऋण आदि का ब्यौरा प्रदान करते हैं।

8. पुस्तिका का पीडीएफ संस्करण [caaa.gov.in](http://caaa.gov.in) और [dea.gov.in](http://dea.gov.in) पर उपलब्ध है।

9. यह प्रभाग ईमेल [caaa-dea@nic.in](mailto:caaa-dea@nic.in) के माध्यम से इस रिपोर्ट को बेहतर बनाने के लिए प्रोत्साहित करता है और फीडबैक की मांग करता है।

during the year (B1) and disbursing Grants (B2). Annexures C1 to C3 contain the details of Non-Govt. Loans i.e. Government Guaranteed loans fully repaid during the year (C1), fully disbursed Loans wherein debt servicing is continuing (C2) and disbursing Loans up to 31-03-2024 (C3).

7. The detailed information has been arranged as follows:

- **Summarised Information:** Statement 1 to 4 provides summarized information for F.Y. 2023-24
  - 1 Agencywise repayments of principal.
  - 2 Agencywise disbursement.
  - 3 Agencywise committed amount of agreements signed
  - 4 Agencywise payment of commitment charges.
- **Period Based Information:** Statements 5 to 22 provides period based information of Aid Receipts, Re-payment, Interest Payment, Commitment charges, Details of Utilization of loans, Debt outstanding liability on external loans etc.
- **Sector-wise Information:** Statements 23 to 30 provides Sector-wise/state-wise details of disbursement of Govt. Loans and grants, details of undrawn balance, Undisbursed external loans etc.

8. pdf version of the booklet is available at [caaa.gov.in](http://caaa.gov.in) and [dea.gov.in](http://dea.gov.in).

9. This division encourage and seek feedback to improve this report through email [controllercaaa-dea@nic.in](mailto:controllercaaa-dea@nic.in).

**2023-2024 में विदेशी सॉवरेन वित्तपोषण का एजेंसी-वार सारांश (सरकारी खाते पर)**  
**AGENCY-WISE SUMMARY OF EXTERNAL SOVEREIGN FUNDING IN 2023-2024 (on Govt. Account)**

स्रोत	Source	संवितरित ऋण/ अनुदान (संख्या) Disbursing Loans/ Grants (Nos.)	संवितरित राशि (₹ करोड़ में) Amount disbursed (₹ in Crores)
<b>ऋण</b>	<b>LOANS</b>		
<b>बहुपक्षीय</b>	<b>Multilateral</b>		
एशियाई विकास बैंक	Asian Development Bank	68	22,658.69
एशियाई अवसंरचना निवेश बैंक	Asian Infrastructure Investment Bank	22	6,796.68
यूरोपीय निवेश बैंक	European Investment Bank	9	902.45
अंतर्राष्ट्रीय पुनर्निर्माण एवं विकास बैंक	International Bank for Reconstruction and Development	73	14,284.60
अंतर्राष्ट्रीय विकास संगठन	International Development Association	6	587.84
अंतरराष्ट्रीय कृषि विकास कोष	International Fund for Agriculture Dev.	7	225.52
न्यू डेवलपमेन्ट बैंक	New Development Bank	16	2,494.69
अंतर्राष्ट्रीय विकास औपेक कोष	OPEC fund for International Development	1	0.00
<b>कुल</b>	<b>Total</b>	<b>202</b>	<b>47,950.47</b>
<b>द्विपक्षीय</b>	<b>Bilateral</b>		
फ्रांस	France	12	932.75
जर्मनी	Germany	53	2,557.53
जापान	Japan	161	31,007.70
रूसी संघ	Russian Federation	5	5,381.96
दक्षिण कोरिया	South Korea	1	0.00
<b>कुल</b>	<b>Total</b>	<b>232</b>	<b>39,879.94</b>
<b>कुल (ऋण)</b>	<b>Total (Loans)</b>	<b>434</b>	<b>87,830.41</b>
<b>अनुदान</b>	<b>GRANTS</b>		
<b>बहुपक्षीय</b>	<b>Multilateral</b>		
एशियाई विकास बैंक	Asian Development Bank	3	2.04
जीईएफ-यूएनडीपी	GEF-UNDP	1	1.59
अंतर्राष्ट्रीय पुनर्निर्माण एवं विकास बैंक	International Bank for Reconstruction & Dev.	1	40.96
अंतरराष्ट्रीय कृषि विकास कोष	International Fund for Agricultural Dev.	3	0.43
यूएनडीपी	UNDP	1	0.00
<b>कुल</b>	<b>Total</b>	<b>9</b>	<b>45.02</b>
<b>द्विपक्षीय</b>	<b>Bilateral</b>		
फ्रांस	France	2	1.55
जर्मनी	Germany	31	43.75
जापान	Japan	3	0.00
<b>कुल</b>	<b>Total</b>	<b>36</b>	<b>45.30</b>
<b>कुल (अनुदान)</b>	<b>Total (Grants)</b>	<b>45</b>	<b>90.32</b>
<b>कुल योग (ऋण + अनुदान)</b>	<b>Grand Total (Loans + Grants)</b>	<b>479</b>	<b>87,920.73</b>

**2023-24 के दौरान (सरकारी खाते पर) हस्ताक्षरित समझौते का एजेंसी वार मूल्य**  
**AGENCY WISE VALUE OF AGREEMENTS SIGNED (on Government Account) DURING 2023-24**

स्रोत	Source	हस्ताक्षरित ऋण/ अनुदान (संख्या) Loans/Grants Signed (Nos.)	ऋण मुद्रा Loan currency	राशि (ऋण मुद्रा मिलियन में) Amount (LC in million)
<b>बहुपक्षीय</b>	<b>Multilateral</b>			
एशियाई विकास बैंक	Asian Development Bank	1	जेपीवाई JPY	37,737.50
एशियाई अवसंरचना निवेश बैंक	Asian Infrastructure Investment Bank	3	यूएसडी USD	944.75
अंतर्राष्ट्रीय पुनर्निर्माण एवं विकास बैंक	International Bank for Re-construction and Development	1	जेपीवाई JPY	45,205.60
अंतर्राष्ट्रीय विकास संगठन	International Development Association	1	यूएसडी USD	56.57
न्यू डेवलपमेन्ट बैंक	New Development Bank	6	यूएसडी USD	1,336.04
औपेक	OPEC fund for International Development	1	यूएसडी USD	100.00
यूएनडीपी	U.N.D.P.	1	यूएसडी USD	0.23
<b>कुल</b>	<b>Total</b>	<b>41</b>		
<b>बहुपक्षीय</b>	<b>Bilateral</b>			
फ्रांस	France	1	इयूआर EUR	100.00
जर्मनी	Germany	13	इयूआर EUR	1,140.70
जापान	Japan	22	जेपीवाई JPY	793,824.00
दक्षिण कोरिया	South Korea	1	यूएसडी USD	100.00
<b>कुल</b>	<b>Total</b>	<b>37</b>		
<b>कुल योग</b>	<b>Grand Total</b>	<b>78</b>		

2023-24 के दौरान मूलधन (सरकारी खाते पर) की एजेंसी-वार चुकौती

**AGENCY WISE REPAYMENT OF PRINCIPAL (on Government Account) DURING 2023-24**

स्रोत	Source	प्रभावित ऋणों की संख्या No of Loans Effected	राशि ₹ करोड़ में Amount ₹ in Crore
<b>बहुपक्षीय</b>	<b>Multilateral</b>		
एशियाई विकास बैंक	Asian Development Bank	145	9,907.88
एशियाई अवसंरचना निवेश बैंक	Asian Infrastructure Investment Bank	4	552.92
ईईसी (एसएसी)	EEC(SAC)	1	9.75
यूरोपीय निवेश बैंक	European Investment Bank	4	302.04
अंतर्राष्ट्रीय पुनर्निर्माण एवं विकास बैंक	International Bank for Re-construction and Development	83	8,535.12
अंतर्राष्ट्रीय विकास संघ	International Development Association	376	17,287.01
अंतरराष्ट्रीय कृषि विकास कोष	International Fund for Agriculture Dev.	35	237.73
न्यू डेवलपमेंट बैंक	New Development Bank	7	563.94
अंतरराष्ट्रीय विकास ओपेक कोष	OPEC Fund for International Dev.	2	18.23
<b>कुल</b>	<b>Total</b>	<b>657</b>	<b>37,414.62</b>
<b>द्विपक्षीय</b>	<b>Bilateral</b>		
फ्रांस	France	60	651.02
जर्मनी	Germany	143	2,259.43
जापान	Japan	173	6,410.21
रूसी संघ	Russian Federation	3	484.54
संयुक्त राष्ट्र अमेरिका	United State of America	18	97.30
<b>कुल</b>	<b>Total</b>	<b>397</b>	<b>9,902.50</b>
<b>कुल योग</b>	<b>Grand Total</b>	<b>1054</b>	<b>47,317.13</b>

2023-24 के दौरान (सरकारी खाते पर) प्रतिबद्धता शुल्क का एजेंसी-वार भुगतान

**AGENCY WISE PAYMENT OF COMMITMENT CHARGES (on Government Account) DURING 2023-24**

स्रोत	Sources	राशि ₹ करोड़ में Amount ₹ in Crore
<b>बहुपक्षीय</b>	<b>Multilateral</b>	
एशियाई विकास बैंक	Asian Development Bank	86.32
एशियाई अवसंरचना निवेश बैंक	Asian Infrastructure Investment Bank	94.08
अंतर्राष्ट्रीय पुनर्निर्माण एवं विकास बैंक	International Bank for Re-construction and Development	177.68
न्यू डेवलपमेंट बैंक	New Development Bank	22.00
<b>कुल</b>	<b>Total</b>	<b>380.08</b>
<b>द्विपक्षीय</b>	<b>Bilateral</b>	
जर्मनी	Germany	44.11
जापान	Japan	6.37
<b>कुल</b>	<b>Total</b>	<b>50.48</b>
<b>कुल योग</b>	<b>Grand Total</b>	<b>430.56</b>





**विदेशी वित्तपोषण विवरणिका**  
**2023-2024**  
**की तैयारी हेतु ऋण मुद्रा से**  
**रुपये में अपनाई गई**  
**रूपांतरण दरें**

1. पिछले दो वित्तीय वर्षों के आंकड़ों में अनआहरित शेष के रद्द होने की स्थिति में परिवर्तन किया जा सकता है।
2. अपनाई गई विनिमय दरें:-
  - (क) प्राधिकरण - संबंधित वित्तीय वर्ष की वार्षिक औसत विनिमय दरें जिसमें प्राधिकार/समझौते पर हस्ताक्षर किए जाते हैं (सरकारी लेनदेन की आरबीआई संदर्भ दरें)।
  - (ख) ऋण और अनुदान की प्राप्तियां/संवितरण - लेनदेन के समय वास्तविक विनिमय दरें (सरकारी लेनदेन की आईबीआई संदर्भ दरें)।
  - (ग) ऋण/क्रेडिट सेवा भुगतान - मूलधन की चुकौती, ब्याज और प्रतिबद्धता शुल्क का भुगतान - लेनदेन के समय वास्तविक बाजार विनिमय दर।
  - (घ) वित्तीय वर्ष के 31 मार्च को लागू विनिमय दर पर ऋण/क्रेडिट और अनुदान की अनाहरित शेष राशि - रुपये में परिवर्तित हुई (सरकारी लेनदेन की आरबीआई संदर्भ दरें)।
  - (ङ) ऋण मुद्रा का संवितरित और बकाया ऋण (डीओडी) - अंतिम अवधि की दरों (सरकारी लेनदेन की आरबीआई संदर्भ दरों) के लिए आरबीआई की विक्रय दर को अपनाते हुए भारतीय रुपये में परिवर्तित की गई है।
3. अमेरिकी डालर में विदेशी ऋणों की तुलना में बकाया वर्गीकृत ऋण - विवरण संख्या 7-संबंधित वर्षों में रुपये/डोनर मुद्रा रूपांतरण के लिए 31 मार्च की विक्रय दरों को अपनाया गया है (सरकारी लेनदेन की आरबीआई संदर्भ दरें)।

**CONVERSION RATES FROM LOAN**  
**CURRENCY TO RUPEES ADOPTED FOR**  
**PREPARATION OF**  
**EXTERNAL FUNDING BROCHURE**  
**2023-2024**

1. Figures for last two financial years may undergo change in event of cancellation of Undrawn Balance.
2. Exchange rates adopted:-
  - (a) Authorisation - Annual Average Exchange rates of respective financial year in which authorization/ agreement is signed (RBI reference rates of Govt. transaction).
  - (b) Receipts/Disbursement of Loan/Credit and Grant - Actual Exchange Rates at the time of transaction (RBI reference rates of Govt. transaction).
  - (c) Debt Service Payment - Repayment of Principal, Payment of Interest and Commitment Charges - Actual Market Exchange Rate at the time of transaction.
  - (d) Undrawn balance of Loan/Credit and Grant - Amount converted into Rupee at exchange rate applicable as on 31<sup>st</sup> March of the financial year (RBI reference rates of Govt. transaction).
  - (e) Disbursed and Outstanding Debt of (DOD) - Loan Currency converted to INR adopting RBI's Selling rate for the end period rates (RBI reference rates of Govt. transaction).
3. Classified Debt Outstanding against Foreign Loans in US\$ - Statement No.7- Selling Rates of 31<sup>st</sup> March have been adopted for Rupee/Donor currency conversion in respective years (RBI reference rates of Govt. transaction).



**विदेशी एजेंसियों के निबंधन और शर्तों का सारांश (ऋण/उधार)**  
**SUMMARY OF TERMS AND CONDITIONS OF EXTERNAL AGENCIES (LOANS/CREDITS)**

क्र. सं.	दाता	मुद्रा	ऋण/उधार के प्रकार	ब्याज की दर	परिपक्वता अवधि एवं रियायत अवधि	अन्य शुल्क
S. No.	Donor	Currency	Type of Loan/Credit	Rate of Interest	Maturity Period & Grace Period	Other Charges
1	2	3	4	5	6	
1	एशियाई विकास बैंक (एडीबी) Asian Development Bank (ADB)	अमेरिकी डॉलर USD	परिवर्तनीय Variable	6 महीने यूएसडी लिबोर/एसओएफआर+कीमत लागत अंतर (0.40 से 0.60)+परिपक्वता प्रीमियम 6 Month USD LIBOR/SOFR+Spread (0.40 to 0.60)+maturity premium	15-25 वर्ष रियायत 0-5 वर्ष 15-25 Years Grace 0-5 Years	1/10/2010 के बाद ऋण समझौते पर प्रति वर्ष 0.15% अनाहरित शेष पर तय किया गया। Commitment Charges on Loans negotiated after 01/10/2010-0.15% on Undrawn Balance p.a.
2	अन्तर्राष्ट्रीय विकास संघ (आईडीए) International Development Association (IDA)	एसडीआर SDR	नियत Fixed	सेवा शुल्क-0.75% प्रति वर्ष (जून 2011 तक हस्ताक्षरित ऋण) Service Charges - 0.75% p.a. (Loans signed upto June, 2011)	25 वर्ष रियायत 10 वर्ष 25 Years Grace 10 Years	अनाहरित शेष पर प्रति वर्ष 0.50% प्रतिबद्धता शुल्क (वर्तमान में पूरी तरह से माफ कर दिया गया है) Commitment Charges of 0.50% on Undrawn Balance p.a. (at present fully waived).
			नियत Fixed	सेवा शुल्क-0.75% प्रतिवर्ष +उधार की दर-1.25% प्रतिवर्ष (जुलाई 2011 से जून 2015 तक हस्ताक्षरित क्रेडिट) Service Charges - 0.75% p.a. plus Lending Rate-1.25% p.a. (Credits signed from July 2011 to June 2015)	20 वर्ष रियायत 5 वर्ष 20 Years Grace 5 Years	- do -
			नियत Fixed	कठोर शर्तें आईबीआरडी उधार दर कम 200 आधार अंक जमा सेवा शुल्क-0.75% प्रतिवर्ष। Hard Terms IBRD Lending rate less 200 basis points plus Service Charges-0.75% p.a.	20 वर्ष रियायत 5 वर्ष 20 Years Grace 5 Years	- do -
		अमेरिकी डॉलर USD	परिवर्तनीय Variable	6 महीने अमेरिकी डॉलर लिबोर+/एसओएफआर+कीमत लागत अंतर (जून 2015 के बाद हस्ताक्षरित क्रेडिट) 6 Month USD LIBOR/SOFR+Spread (Credits signed after June 2015)	25 वर्ष रियायत 5 वर्ष 25 Years Grace 5 Years	- do -
3	अन्तर्राष्ट्रीय पुनर्निर्माण और विकास बैंक (आईबीआरडी) International Bank for Reconstruction and Development (IBRD)	अमेरिकी डॉलर USD	परिवर्तनीय Variable	6 महीने अमेरिकी डॉलर लिबोर+/एसओएफआर+परिवर्तनीय कीमत लागत अंतर+परिपक्वता प्रीमियम 6 Month USD LIBOR/SOFR+Variable Spread+maturity premium	18 से 25 वर्ष रियायत 5 वर्ष 18 to 25 Years Grace 5 Years	छूट के बाद (0.75%-0.50%) 0.25% प्रति वर्ष का प्रतिबद्धता शुल्क। ऋण समझौता राशि पर 0.25% का फ्रंट-एंड शुल्क। Commitment Charges of 0.25% on Undrawn Balance p.a. after waiver (0.75%-0.50%). Front and fee of 0.25% on Loan amount in Agreement.
4	जापान (जेआईसीए) Japan (JICA)	जापानी येन JPY	नियत Fixed	सामान्य शर्तें-1.40% प्रतिवर्ष (मानक दर) अधिमानी शर्तें-0.65% प्रतिवर्ष परामर्श सेवाएं-0.01% प्रतिवर्ष General Terms - 1.40% p.a. (Standard Rate). Preferential Terms - 0.65% p.a. Consultancy Services - 0.01% p.a.	20/30/40 वर्ष रियायत 10 वर्ष 20/30/40 Years Grace 10 Years	प्रति वर्ष अनाहरित शेष पर 0.10% प्रतिबद्धता शुल्क (2007-08 से 2013-14 के बीच हस्ताक्षरित ऋण समझौतों पर लागू)। 2013-14 के बाद हस्ताक्षरित ऋण समझौते राशि पर 0.20% की फ्रंट-एंड शुल्क। Commitment Charges of 0.10% on Undrawn Balance p.a. (Applicable on Loan Agreements signed between 2007-08 to 2013-14). Front and Fee of 0.20% on Loan Amount in Agreement, loan signed after 2013-14.

	1	2	3	4	5	6
5	जर्मनी (केएफडब्ल्यू) Germany (KFW)	यूरो Euro	नियत Fixed	राजकोष 0.75% Treasury 0.75%	15 से 50 वर्ष 15 to 50 Years	अनाहरित शेष पर 0.25% प्रति वर्ष का प्रतिबद्धता शुल्क। Commitment Charges of 0.25% on Undrawn Balance p.a.
			नियत Fixed	बैंक 1.81% प्रतिवर्ष से 2.49% प्रतिवर्ष Bank 1.81% p.a. to 2.49% p.a.	रियायत 2-10 वर्ष Grace 2-10 Years	ऋण समझौता राशि पर 0.25% प्रबंधन शुल्क कुछ ऋण समझौतों में एक वर्ष के भीतर किए गए प्रथम दावे पर धनवापसी की गई थी। Management Fee of 0.25% on Loan Amount in Agreement which is refunded if 1st claim raised within one year in some loan agreements.
		परिवर्तनीय Variable	6 मास यूरो यूरिबोर+नियत अंतर 6 Month EURO EURIBOR + fixed Margin			
6	फ्रांस France	यूरो EURO	परिवर्तनीय Variable	6 मास यूरो यूरिबोर + नियत अंतर 6 Month EURO EURIBOR + Fixed Margin	20-25 वर्ष रियायत 5 वर्ष 20 & 25 Years Grace 5 Years	कोई भी नहीं None
7	कृषि विकास के लिए अंतरराष्ट्रीय कोष (आईएफएडी) International Fund for Agricultural Development (IFAD)	एसडीआर SDR	नियत Fixed	ब्याज दर 1.25% प्लस सेवा शुल्क 0.75% प्रतिवर्ष Interest rate: 1.25% plus a Service Charges - 0.75% p.a.	5 वर्ष की रियायत सहित 25 वर्ष 25 Years including Grace 5 Years	कोई भी नहीं None
8	रूसी संघ Russian Federation	अमेरिकी डॉलर USD	नियत Fixed	4% प्रतिवर्ष 4% p.a.	20 वर्ष रियायत 4 वर्ष 20 Years Grace 4 Years	कोई भी नहीं None
9	एशियाई अवसंरचना निवेश बैंक (एआईआईबी) Asian Infrastructure Investment Bank (AIIB)	अमेरिकी डॉलर USD	परिवर्तनीय Variable	6 मास यूएसडी लिबोर/एसओएफआर+ कीमत लागत अंतर 6 Month USD LIBOR/SOFR+Spread	20 वर्ष रियायत 4 वर्ष 20 Years Grace 4 Years	अनाहरित बकाया पर 0.25% प्रति वर्ष का प्रतिबद्धता शुल्क फ्रंट-एंड पर ऋण समझौता शुल्क 0.25% राशि Commitment Charges of 0.25% on Undrawn Balance p.a. Front and Fee 0.25% on Loan Agreement Amount in Agreement
10	न्यू डेवलपमेंट बैंक (एनडीबी) New Development Bank (NDB)	अमेरिकी डॉलर USD	परिवर्तनीय Variable	6 मास यूएसडी लिबोर/एसओएफआर+ कीमत लागत अंतर 6 Month USD LIBOR/SOFR+Spread	20 वर्ष रियायत 4 वर्ष 20 Years Grace 4 Years	अनाहरित बकाया पर क्रमबद्ध प्रतिबद्धता शुल्क 0.25% प्रति वर्ष समझौता ऋण राशि पर 0.25% का फ्रंट एंड Graded Commitment Charges of 0.25% on Undrawn Balance p.a. Front and Fee of 0.25% on Loan Agreement amount.
11	यूरोपीय निवेश बैंक (ईआईबी) European Investment Bank (EIB)	यूरो Euro	परिवर्तनीय Variable	6 मास यूरो यूरिबोर+फिक्स्ड कीमत लागत अंतर 6 Month EURO EURIBOR + Fixed Spread	20 वर्ष रियायत 4 वर्ष 20 Years Grace 4 Years	कोई भी नहीं None
12	कोरिया Korea	वोनस Wons	नियत Fixed	0.15 % प्रतिवर्ष 0.15 % per annum	30 वर्ष रियायत 5 वर्ष 30 Years Grace 5 Years	0.10%

एसडीआर - विशेष आहरण अधिकार SDR - Special Drawing Rights

टिप्पणी: वचनबद्धता शुल्क वचनबद्ध ऋण राशि की असंवितरित शेषों पर भारत होता है।

Note: Commitment Charges are charged on undisbursed balances of committed loans amount.

---

---

भाग-I — पिछले कुछ वर्षों में भारत में विदेशी वित्तपोषण का इतिहास और नीति:  
विकास सहयोग नीति तथा विदेशी वित्तपोषण का एजेंसी-वार संक्षिप्त  
ब्यौरा

**PART-I—HISTORY AND POLICY OF EXTERNAL FUNDING  
IN INDIA OVER THE YEARS: POLICY ON  
DEVELOPMENT COOPERATION AND AGENCY-  
WISE SNAP SHOT OF THE EXTERNAL FUNDING**

---

---

## अध्याय I

### भारत में विदेशी वित्तपोषण का संक्षिप्त इतिहास

1.1 भारत में विदेशी ऋण का इतिहास ईस्ट इंडिया कम्पनी के समय से ही देखा जा सकता है। जब उनका शासन समाप्त हुआ तो भारत सरकार (शासक) ने कम्पनी की वित्तीय देनदारियों की जिम्मेदारी उठा ली। स्वतंत्रता के समय भारत का कुल विदेशी ऋण ₹37 करोड़ था। स्वतंत्रता प्राप्ति के बाद से भारत ने एक लम्बी लड़ाई के बाद उपनिवेशवाद से छुटकारा पाने के बाद, विदेशी वित्तपोषण की एक संतुलित नीति अपनाई, जिसका कारण कुछ हद तक देश के आत्मनिर्भरता के लक्ष्य को पूरा करना था और ऋण प्राप्ति के पैरामीटरों पर कड़ा नियंत्रण रखना भी था।

1.2 विकास की प्रारम्भिक अवधि में, विभिन्न देशों और अन्तरराष्ट्रीय संस्थाओं से उपस्करों एवं वस्तुओं के रूप में विदेशी वित्तपोषण प्राप्त किया गया तथा विशेषज्ञों की सेवाओं तथा प्रशिक्षण सुविधाओं के रूप में तकनीकी सहायता प्राप्त की गई। ऋणों, अनुदानों और आस्थगित भुगतान सुविधाओं के रूप में भी वित्तपोषण प्राप्त हुआ। आयोजना के प्रारम्भिक वर्षों में वित्तपोषण के कुछ प्रमुख क्षेत्र जैसे समुदाय विकास, सिंचाई और विद्युत, उद्योग एवं खनन, परिवहन एवं संचार, सामाजिक सेवाएं, विविध परियोजनाओं के लिए वित्तपोषण, खाद्य सहायता और कृषि वस्तुओं के आयात के लिए सहायता है। भारत ने समाज के विभिन्न वर्गों के बीच आय के अन्तर को कम करने की दृष्टि से आर्थिक विकास करने के लिए विदेशी सहायता की मांग की थी।

1.3 प्रारम्भिक वर्षों में विदेशी वित्तपोषण की खास विशेषता निधियन के द्विपक्षीय स्रोतों पर निर्भरता थी। वास्तव में, तीसरी योजना की अवधि तक (31.3.66 को समाप्त) बहुपक्षीय स्रोतों (आईबीआरडी और आईडीए) से ऋण प्राधिकरण का मात्र 19 प्रतिशत थे जबकि शेष 81 प्रतिशत द्विपक्षीय वित्तपोषण था। वर्ष 1970 के बाद ही वित्तपोषण के बहुपक्षीय स्रोतों को प्रमुखता दी जाने लगी थी।

1.4 स्वतंत्रता प्राप्ति के बाद भारत की आर्थिक नीतियां औद्योगिकीकरण और खाद्य सुरक्षा प्राप्त करने के लिए कृषि के विकास के मद्देनजर मजबूत इच्छा शक्ति द्वारा नियंत्रित की गई थी। तदनुसार, विदेशी वित्तपोषण संबंधी नीतियां इन लक्ष्यों को सामने रखकर तैयार की गई हैं।

#### पूर्व-योजना अवधि 1947-1951

1.5 यह अवधि विदेशी सहायता की न्यूनतम दर द्वारा चिह्नित की गई थी। इस अवधि में, आईबीआरडी तथा अन्य दाताओं द्वारा थोड़ी सहायता दी गई थी जिसका उद्योग रेलवे द्वारा डीजल लोकोमोटिव तथा बोगियों जैसे विनिर्मित रोलिंग स्टॉक के आयात के लिए किया गया था। इस अवधि के दौरान आईबीआर डी से कुल ऋण उपलब्धता ₹20.47 करोड़ के क्रम में थी।

1.6 विभिन्न योजना अवधियों के दौरान सरकारी और गैर सरकारी, विदेशी सहायता के लिए प्राधिकार और अदायगी का विहंगावलोकन नीचे सारणी में दिया गया है:-

#### प्राधिकरण तथा उपयोग का योजना अवधि-वार विवरण

क्र.सं.	योजना वर्ष	अवधि	स्वीकृति	उपयोग
				(₹ करोड़)
1	पहली पंचवर्षीय	1951-1956	381.75	191.75
2	दूसरी पंचवर्षीय	1956-1961	2531.14	1430.20
3	तीसरी पंचवर्षीय	1961-1966	2798.71	2879.75
4	वार्षिक योजना	1966-1967	1506.50	1131.40
5	वार्षिक योजना	1967-1968	718.80	1195.60
6	वार्षिक योजना	1968-1969	946.80	902.60
7	चौथी योजना	1969-1974	4172.20	4183.70
8	पांचवीं योजना	1974-1978	7508.10	5725.03
9	वार्षिक योजना	1978-1979	2335.70	1177.47
10	वार्षिक योजना	1979-1980	1859.50	1353.19
11	छठी योजना	1980-1985	16761.30	10902.69
12	सातवीं योजना	1985-1990	44064.70	22695.11
13	वार्षिक योजना	1990-1991	8123.38	6704.29
14	वार्षिक योजना	1991-1992	13561.34	11614.79
15	आठवीं योजना	1992-1997	70996.12	56703.45
16	नौवीं योजना	1997-2002	89719.63	71680.55
17	दसवीं योजना	2002-2007	109509.62	88671.72
18	ग्यारहवीं योजना	2007-2012	213989.35	148141.22
19	बारहवीं योजना	2012-2017	314737.99	217898.75
20	वित्त वर्ष	2017-2018	55238.07	51169.33
21	वित्त वर्ष	2018-2019	97649.89	61263.91
22	वित्त वर्ष	2019-2020	74381.95	67893.28
23	वित्त वर्ष	2020-2021	152279.51	126172.13
24	वित्त वर्ष	2021-2022	105579.56	84542.96
25	वित्त वर्ष	2022-2023	103505.50	87507.80
26	वित्त वर्ष	2023-2024	135979.02	109743.66

## CHAPTER I

### BRIEF HISTORY OF EXTERNAL FUNDING IN INDIA

1.1 The history of external debt of India can be traced from the time of East India Company. When its rule ended, the Government of India (Crown) assumed the responsibility of the Company's financial liabilities. At Independence the total external debt of India was ₹37 crore. Post-Independence, having come out from under the yoke of colonialism after a prolonged struggle, India adopted a conservative approach towards External Funding, which was partly due to the country's goal of attaining self-sufficiency, as also to keep a tight control on debt sustainability parameters.

1.2 In the initial period of development, External Funding was received from various countries and international institutions in the form of equipment and commodities and technical assistance in the form of services of experts and training facilities. Funding also came in the form of loans, grants and deferred payment facilities. Some of the major areas of funding in the initial years of planning included community development, irrigation and power, industry and mining, transport and communication, social services, funding for miscellaneous projects, food assistance and assistance for import of agricultural commodities. India sought external funding in order to generate economic growth with a view to reduce the income gaps between various segments of society.

1.3 A characteristic feature of external funding in the initial years was the reliance on bilateral sources. In fact, up to the third plan period (ending on 31.3.66), loans from multilateral sources (IBRD and IDA) accounted for only 19% of the authorizations, while bilateral funding accounted for the remaining 81%. It was only after the 1970s that multilateral sources of funding began to gain predominance.

1.4 Economic policies in India after attaining Independence were governed by a strong will to go for industrialization coupled with agricultural growth in order to attain food security. Accordingly, the policies towards external funding have been designed with these objectives in mind.

#### Pre-Plan Period 1947-1951

1.5 This period was marked by a relatively low rate of external assistance. In this period, a small trickle of assistance was provided by IBRD and other donors which was utilized by the railways for import of manufactured rolling stock like diesel locomotives and wagons. The total loan availability from IBRD during this period was of the order of ₹20.47 crore.

1.6 A bird's eye view of authorization and disbursement Govt. & Non-Govt. external assistance during different plan periods are tabulated below:-

<b>PLAN PERIOD-WISE DETAILS OF AUTHORISATION AND UTILISATION</b>				
(INR in Crore)				
Sl. No.	Plan Year	Period	Authorisation	Utilisation
1	First Five Year	1951-1956	381.75	191.75
2	Second Five Year	1956-1961	2531.14	1430.20
3	Third Five Year	1961-1966	2798.71	2879.75
4	Yearly Plan	1966-1967	1506.50	1131.40
5	Yearly Plan	1967-1968	718.80	1195.60
6	Yearly Plan	1968-1969	946.80	902.60
7	Fourth Five Year	1969-1974	4172.20	4183.70
8	Fifth Five Year	1974-1978	7508.10	5725.03
9	Yearly Plan	1978-1979	2335.70	1177.47
10	Yearly Plan	1979-1980	1859.50	1353.19
11	Sixth Five Year	1980-1985	16761.30	10902.69
12	Seventh Five Year	1985-1990	44064.70	22695.11
13	Yearly Plan	1990-1991	8123.38	6704.29
14	Yearly Plan	1991-1992	13561.34	11614.79
15	Eight Five Year	1992-1997	70996.12	56703.45
16	Ninth Five Year	1997-2002	89719.63	71680.55
17	Tenth Five Year	2002-2007	109509.62	88671.72
18	Eleventh Five Year	2007-2012	213989.35	148141.22
19	Twelfth Five Year	2012-2017	314737.99	217898.75
20	Financial Year	2017-2018	55238.07	51169.33
21	Financial Year	2018-2019	97649.89	61263.91
22	Financial Year	2019-2020	74381.95	67893.28
23	Financial Year	2020-2021	152279.51	126172.13
24	Financial Year	2021-2022	105579.56	84542.96
25	Financial Year	2022-2023	103505.50	87507.80
26	Financial Year	2023-2024	135979.02	109743.66

1.7 वित्त वर्ष 2022-23 तथा 2023-24 के दौरान, कुल ऋणों की संख्या, क्रमशः 37 तथा 51 है, जहां संवितरण पूर्ण है।

1.8 वित्त वर्ष 2022-23 तथा 2023-24 के दौरान क्रमशः 34 तथा 36 ऋणों को चुकाया जा चुका है।

## अध्याय II

### विकास सहयोग संबंधी नीति

2.1 भारत अवसंरचना, सामाजिक क्षेत्र के विकास के लिए तथा केन्द्र तथा राज्य दोनों स्तरों पर भारतीय नागरिकों के ज्ञान/कौशल के विस्तार के लिए द्विपक्षीय साझेदारों से ऋण, अनुदान तथा तकनीकी सहायता के रूप में विदेशी सहायता स्वीकार कर रहा है।

2.2 बहुपक्षीय स्रोत जहां से वर्तमान में ऋण/उधार/अनुदानों के रूप में सहायता विश्व बैंक (आईडीए तथा आईबीआरडी), एडीबी, एआईआईबी, ईआईबी, एनडीबी, आईएफएडी तथा वैश्विक निधि को शामिल करती है। एआईआईबी, ईआईबी तथा एनडीबी से सहायता निकट विगत में शुरु की गई थी।

2.3 द्विपक्षीय सहायता के लिए क्रेडिट डिवीजन द्वारा समय-समय पर दिशा-निर्देश जारी किए गए। जनवरी, 2005 में जारी किए गए दिशा-निर्देशों के अनुसार, द्विपक्षीय विकास सहायता सभी जी-8 देशों नामतः संयुक्त राज्य अमेरिका, यूके, जापान, जर्मनी, फ्रांस, इटली, कनाडा और रूसी संघ के साथ-साथ यूरोपीय संघ से स्वीकार की जाती है। जी-8 से बाहर के यूरोपीय संघ के देश भारत को द्विपक्षीय विकास सहायता मुहैया करा सकते हैं बशर्ते कि वे देश भारत को 25 मिलियन अमरीकी डॉलर की न्यूनतम विकास सहायता देने की वचनबद्धता दें।

2.4 द्विपक्षीय विदेशी एजेंसियों से राज्य सरकार निकायों को विदेशी सहायता उपलब्ध करवाने को दृष्टिगत रखते हुए द्विपक्षीय संसाधनों से नीतिगत मार्गनिर्देश की मई, 2017 में पुनः समीक्षा की गई। इन मार्गनिर्देशों के अनुसार वित्तीय सक्षम राज्य सरकार निकायों को अब कुछ शर्तों के अधीन जीएफआर 2017 के नियम 277 (vii) के अंतर्गत प्रावधानों की छूट में राज्य सरकार गारंटी तथा भारत सरकार की काउन्टर गारंटी के आधार पर सीधे उधार लेने की अनुमति नहीं दी गई है।

## अध्याय-III

### संवितरण की पद्धतियां

3.1 विदेशी एजेंसियों द्वारा ऋणों/अनुदानों के रूप में विदेशी वित्तपोषण का संवितरण करने के लिए निम्नलिखित पद्धतियां अपनाई जाती हैं:-

- (i) **प्रतिपूर्ति पद्धति:-** इस पद्धति के तहत परियोजना कार्यान्वयन प्राधिकरण (पीआईए) द्वारा पहले अपने स्रोतों (आवंटित बजट) से राशि व्यय की जाती है। तत्पश्चात्, किए गए खर्च की पात्र व्यय राशि की दाता एजेंसी द्वारा प्रतिपूर्ति की जाती है।
- (ii) **विशेष खाता पद्धति:-** उस परियोजना के समर्थन के लिए वित्तपोषण एजेंसी द्वारा सरकार को अग्रिम राशि उपलब्ध करायी जाती है जिसकी खर्च की गई राशि के आधार पर वित्तपोषण एजेंसी द्वारा आवधिक रूप से पुनःपूर्ति की जाती है। केन्द्र अथवा राज्य परियोजना कार्यान्वयन प्राधिकरण (पीआईए) को ईएपी बजट प्रदान करता है। पीआईए को वित्तपोषण एजेंसी के लिए सीएएए के जरिए प्रारंभिक विशेष लेखा दावा करने की अनुमति है। वित्तपोषण एजेंसी भारतीय रिजर्व बैंक में विदेशी मुद्रा में प्रारंभिक अग्रिम राशि संवितरित करती है। भारतीय रिजर्व बैंक उसके समतुल्य रुपये सीएएए को विप्रेषित करता है। सीएएए राज्य परियोजनाओं के मामले में एसीए सिफारिश करता है। पीआईए द्वारा अनुवर्ती दावे किए जाते हैं। पहले भारतीय रिजर्व बैंक के विशेष खाते में प्रलेखित किए जाते हैं और उसके नाम में डाले जाते हैं। बाद में पुनः पूर्ति के लिए वित्तपोषण एजेंसी को भेजे जाते हैं।

अग्रदाय निधि पद्धति के अंतर्गत राशि दाता द्वारा पीआईए को केन्द्र/राज्य सरकार के जरिए प्रदान की जाती है। पात्र व्यय की पूर्ति निधि में देने की प्रणाली है। खर्च की गई राशि के आधार पर एजेंसी द्वारा निधि की प्रतिपूर्ति की जाती है।



1.7 During the financial 2022-23 and 2023-24 total numbers of loans, where disbursement completed were 37 and 51 respectively.

1.8 During the financial year 2022-23 and 2023-24 repayment of 34 and 36 loans respectively were completed.

## CHAPTER-II

### POLICY ON DEVELOPMENT COOPERATION

2.1 India has been accepting external assistance from multilateral and bilateral partners in the form of loans, grants and technical assistance for development of infrastructure, social sector and for enhancement of knowledge/skills of Indian nationals at both Centre and States level.

2.2 Multilateral sources from where presently assistance in the form of Loans/Credits /Grants includes World Bank (IDA & IBRD), ADB, AIIB, EIB, NDB, IFAD & Global Fund. Assistance from AIIB, EIB & NDB started in recent past only.

2.3 For Bilateral assistance guidelines are issued by the credits division from time to time. As per the guidelines issued in January 2005, bilateral development assistance is accepted from all G-8 countries, namely USA, UK, Japan, Germany, France, Italy, Canada and the Russian Federation as well as from the European Commission. European Union countries outside the G-8 can also provide bilateral development assistance to India provided they commit a minimum annual development assistance of \$ 25 million.

2.4 Policy guidelines from bilateral sources were further reviewed in May, 2017 with a view to make available external assistance to the State Government Entities from Bilateral External Agencies. As per these guidelines financially sound State Government Entities are now allowed direct borrowings based on State Government Guarantee and Government of India counter guarantee in relaxation of the provisions under Rule 277 (VII) of GFR 2017 subject to certain conditions.

## CHAPTER-III

### METHODS OF DISBURSEMENT

3.1 External Funding in the form of Loans/Grants is disbursed by External Agencies by operating the following methods:-

- (i) **Reimbursement Method:** - Under this method the expenditure is incurred first by the Project Implementing Authority (PIA) from its own sources (allocated budget). Eligible expenditure out of this incurred expenditure is then reimbursed by the Agency.
- (ii) **Special Account Method:** - An advance is provided to Govt. by funding agency to support the project which is periodically replenished by funding agency based on expenditure incurred. Centre or State provides EAP budget to the PIA. PIA is allowed to raise an Initial Special Account claim through CAAA to the funding agency. Funding agency disburse the initial advance in RBI in Foreign currency. RBI remits Rupee equivalent to CAAA and makes notional entry in the Special Account opened at RBI. CAAA issues ACA recommendation in case of State Projects. Subsequent claims are raised by PIA. First it is documented and debited to special account maintained at RBI. Then sent to funding agency for replenishment.

Under Imprest Fund Method the amount is placed by the External Agency at the disposal of the PIA through the Central/State Government. Eligible expenditure is met out of the fund. On the basis of expenditure incurred the fund is recouped by the Agency.

(iii) **सीधे भुगतान की पद्धति**:- परियोजना कार्यान्वयन एजेंसी (पीआईए) से प्राप्त अनुरोध के आधार पर नियंत्रक, सहायता लेखा एवं लेखा परीक्षा, वित्त मंत्रालय (आर्थिक कार्य विभाग) के कार्यालय द्वारा वित्तपोषण एजेंसी को प्राधिकार पत्र जारी किया जाता है जिसके द्वारा उन्हें विदेशी आपूर्तिकर्ताओं को पत्र में यथानिर्दिष्ट राशि का भुगतान करने के लिए प्राधिकृत किया जाता है। इस प्राधिकृत पत्र के आधार, पर दाता आपूर्तिकर्ता को भुगतान करता है जिसमें सम्बद्ध करार के तहत ऋण/अनुदान की उपयोग की गई राशि शामिल होती है। अध्याय 10 नियम संख्या 267 जीएफआर में समाहित प्रावधानों के अनुसार चूंकि दाता द्वारा ऐसे सीधे संवितरण का भारत सरकार के खातों में प्राप्ति के रूप में प्रवाह नहीं होता जैसाकि प्रतिपूर्ति कार्यविधि के तहत दाता से संवितरण के मामले में होता है, इसलिए परियोजना कार्यान्वयन प्राधिकारियों से अपेक्षित है कि वे वस्तुओं/सेवाओं के लिए दाता द्वारा विदेशी आपूर्तिकर्ताओं को किए गए भुगतान के समान रूप मूल्यों में राशि भारत सरकार को भेजें। आजतक (चाहे भारत सरकार हो अथवा सरकारी क्षेत्र उपक्रम) से राशि प्राप्त होने तक खातों में सीधे ऐसे संवितरण को बकाया उचत के रूप में दर्शाया गया है।

### अतिरिक्त केंद्रीय सहायता (ए सी ए)

3.2 विदेशी सहायता प्राप्त परियोजनाओं (ईएपी) के लिए केंद्रीय सहायता का ढांचा 1971 से तैयार हुआ है। इससे पूर्व, ईएपी के लिए कोई अतिरिक्त केंद्रीय सहायता नहीं दी गई। वर्ष 1971 में यह महसूस किया गया कि ऐसी परियोजनाओं को राज्यों के लिए अधिक स्वीकार्य बनाने के उद्देश्य से प्राधिकृत ऋण का 25% सामान्य केंद्रीय सहायता के अतिरिक्त परियोजना प्राधिकरणों को अतिरिक्त सहायता के रूप में दिया जाना चाहिए। तदनन्तर, यह अनुभव किया गया कि यह राशि अपर्याप्त है और इस प्रकार 1979 में केंद्रीय सहायता का समानुपात बढ़ाकर 70% कर दिया गया। वर्ष 1990 में यह राशि सामाजिक और कृषि क्षेत्र की परियोजनाओं के लिए बढ़ाकर 100% कर दी गयी। वर्ष 1992 से सभी क्षेत्रों को अतिरिक्त 100% सहायता के लिए पात्र कर दिया गया।

3.3 बारहवें वित्त आयोग ने सिफारिश की थी कि केन्द्र राज्यों को विदेशी सहायता का अन्तरण परस्पर समर्थन (बैंक-टू-बैंक) के आधार पर करे अर्थात् उन्हीं शर्तों पर जिन पर भारत सरकार यह सहायता प्राप्त करती है। भारत सरकार ने 1.4.2005 से इस सिफारिश को स्वीकार कर लिया है और इस प्रक्रिया के तहत राज्यों को विदेशी सहायता भारत की संघित निधि के माध्यम से अन्तरित की जा रही है। इस व्यवस्था के तहत, सेवा लागत और विनिमय दर की घट-बढ़ अब राज्यों द्वारा वहन की जाती है। सभी प्रकार की वापसी अदायगियों, ब्याज अदायगी और प्रतिबद्धता प्रभारों की संभाल का कार्य नियंत्रक, सहायता लेखा एवं लेखा परीक्षा के कार्यालय द्वारा किया जा रहा है। राज्यों से सभी वसूलियां मुख्य लेखा नियंत्रक, वित्त द्वारा की जा रही हैं। 1.4.2005 से लागू विशेष श्रेणी के राज्यों के मामले में कार्यान्वित बैंक टू बैंक की इस प्रक्रिया में वर्ष 2006 में संशोधन किया गया। विशेष श्रेणी के राज्यों को विदेशी सहायता पुरानी प्रणाली अर्थात् अनुदान/ऋण के 90:10 के अनुपात में दी जा रही है।

## अध्याय-IV

### द्विपक्षीय वित्तपोषण

#### जापान

4.1.1 जापान भारत के विकास कार्यक्रम के लिए 1958 से सरकारी विकास सहायता (ओडीए) दे रहा है। भारत को दिया जाने वाला ऋण, सहायता अनुदान और तकनीकी सहायता जापानी सरकारी विकास सहायता के रूप में जापानी अंतर्राष्ट्रीय सहयोग एजेंसी (जेआईसीए) के जरिए प्राप्त की जा रही है। भारत के लिए जापान सबसे बड़ा द्विपक्षीय दाता है।

4.1.2 दिनांक 31 मार्च, 2024 को चालू सरकारी ऋणों के प्रति कुल वचनबद्धता 3982.16 बिलियन जापानी येन थी जिसमें 1905.55 बिलियन जापानी येन संवितरित किए जा चुके हैं (अनुलग्नक क3)। जेआईसीए सहायता के जरिए चल रही मुख्य परियोजनाएं हैं : "दिल्ली मास रैपिड ट्रांसपोर्ट सिस्टम परियोजना", "डेडिकेटेड फ्रेट कारीडोर परियोजना", "कोलकाता ईस्ट-वेस्ट मेट्रो परियोजना", "चैन्नई मेट्रो परियोजना", "बेंगलुरु जलापूर्ति एवं सीवरेज परियोजना", "बेंगलुरु मेट्रो रेल परियोजना", अहमदाबाद मेट्रो परियोजना, टीएन पारिषण प्रणाली सुधार परियोजनाएं हैं।

4.1.3 वर्ष 2023-24 के दौरान सरकारी ऋणों की तुलना में संवितरण 559.75 बिलियन जापानी येन था जबकि पुनर्भुगतान 113.74 बिलियन जापानी येन था। 31 मार्च 2024 को संवितरित कुल बकाया ऋण 3136.72 बिलियन जापानी येन था (विवरण 1)।

- (iii) **Direct Payment Method:** - Based on a request received from Project Implementing Agency (PIA) a Letter of Authority is issued by the Office of the Controller of Aid Accounts & Audit, Ministry of Finance (DEA) to the funding agency authorising them to make payment to the foreign supplier(s) as specified therein. Based on such a Letter of Authority, the agency makes payment to the supplier which constitutes utilization of Loan/Grant under the relevant agreement. Since such direct disbursement by a Agency does not flow as receipt in GOI accounts, unlike disbursement under reimbursement procedure, PIAs are required to remit to GOI, Rupee equivalent of the payment made to the foreign supplier by the funding agency for goods/services as per provisions contained in Rule No. 267 of GFR Chapter-10. Till receipt of the amount from the importer (whether GOI or PSU), such direct disbursement is shown in the accounts as outstanding suspense.

### **Additional Central Assistance (ACA)**

3.2 The framework of Central Assistance for Externally Assisted Projects (EAPs) has evolved since 1971. Prior to that, no additionality in Central Assistance was given for EAPs. In 1971 it was felt that in order to make such projects more acceptable to the States, 25% of credit authorised should be given as additionality to project authorities over and above the normal Central Assistance. Subsequently, it was felt that this was inadequate and therefore in 1979 the proportion of Central Assistance was enhanced to 70%. In 1990 it was increased to 100% for projects in social and agriculture sector. Since 1992 all sectors were made eligible for 100% additionality.

3.3 The 12<sup>th</sup> Finance Commission recommended that the Centre should pass on External Assistance on **back to back** basis to States i.e. on same terms and conditions on which these are received by the Government of India. The Government of India accepted the recommendation w.e.f. 1.4.2005 and External Assistance under this procedure is being passed on to the States through the Consolidated Fund of India. Under this arrangement, the service cost and exchange fluctuations are now borne by the States. All the repayments, payment of interest and commitment charges are serviced through Aid, Accounts & Audit Division of Department of Economic Affairs. Recoveries of these amounts from the States are affected by Chief Controller of Accounts (CCA), Finance. The back to back procedure was amended in 2006 in respect of Special Category States retrospectively w.e.f. 1.4.2005. The External Assistance to the Special Category States is being passed in as per the old system i.e. Grant/Loan ratio of 90:10.

## **CHAPTER-IV BILATERAL FUNDING**

### **JAPAN**

4.1.1 Japan has been extending Official Development Assistance (ODA) for India's development programme since 1958. Japanese ODA in the form of loan, grant and technical assistance to India is received through Japan International Cooperation Agency (JICA). Japan is the largest bilateral donor to India.

4.1.2 The total commitment on Govt. Account as on 31st March 2024 was JPY 3982.16 Bn., against which JPY 1905.55 Bn. has been disbursed (Annexure A3). Some of the major on-going projects through JICA assistance are 'Delhi Mass Rapid Transport System project', 'Dedicated Freight Corridor Project', 'Kolkata East-West Metro project', 'Chennai Metro project', 'Bengaluru Water Supply & Sewerage project', Ahmedabad Metro Project, TN Transmission System Improvement Projects.

4.1.3 During 2023-2024, disbursement against Sovereign Government loans was JPY 559.75 Bn., while repayments was JPY 113.74 Bn. Total outstanding debt on 31st March 2024 was JPY 3136.72 Bn. (Statement 1).

## फ्रांस

4.2.1 फ्रांस सरकार 1968 से भारत को विकास सहायता दे रही है। भारत फ्रेंच विकास सहयोग कार्यक्रम को 29.09.2008 में आर्थिक कार्य विभाग द्वारा फ्रेंच विकास एजेंसी (एएफडी) के साथ एक समझौता ज्ञापन पर हस्ताक्षर करके पुनर्जीवित किया गया था जिसे मई, 2012 में संशोधित किया गया था। भारत में एएफडी वित्तपोषण के प्राथमिक क्षेत्र ऊर्जा दक्षता और अक्षय ऊर्जा, शहरी अंतरसरचना (सार्वजनिक परिवहन, जल आदि) और जैवविविधता संरक्षण है।

4.2.2 दिनांक 31 मार्च, 2024 को सरकार के प्रति कुल वचनबद्धता 1291 मिलियन यूरो है जिसकी तुलना में 290.252 मिलियन यूरो संवितरित किए गए हैं। (अनुलग्नक - क3)।

4.2.3 2023-24 के दौरान सरकारी ऋणों की तुलना में संवितरण 105.01 मिलियन यूरो था जबकि पुनर्भुगतान 72.35 मिलियन यूरो थे। दिनांक 31 मार्च 2024 को कुल बकाया ऋण 1089.61 मिलियन यूरो है (विवरण 1)।

## जर्मनी

4.3.1 जर्मनी 1958 से भारत को वित्तीय तथा तकनीकी सहायता प्रदान कर रहा है। जर्मनी द्वारा सहायता-प्राप्त वित्तीय सहायता कार्यक्रमों को केएफडब्ल्यू (जर्मन बैंक) के जरिए कार्यान्वित किया जाता है और तकनीकी सहायता कार्यक्रमों को जीआईजेड (पूर्ववर्ती जीटीजेड)-जर्मनी सरकार के एक पूर्ण स्वामित्व वाले निगम के जरिए से कार्यान्वित किया जाता है। वित्तपोषण मानक ऋण (आईडीए, पैटर्न ऋण) घटे हुए ब्याज ऋण (यूरिबोर आधारित ऋण) एवं अनुदानों के रूप में प्रदान किया जाता है। तकनीकी सहायता अनुदान के रूप में प्रदान की जाती है। सहयोग के प्राथमिक क्षेत्रों में ऊर्जा, सतत शहरी विकास एवं पर्यावरण तथा प्राकृतिक संसाधन शामिल हैं।

4.3.2 दिनांक 31 मार्च, 2024 को सरकारी खातों के प्रति कुल वचनबद्धता 4990.29 मिलियन यूरो है जिसमें 575.06 मिलियन यूरो संवितरित किए जा चुके हैं (अनुलग्नक क3)।

4.3.3 2023-24 के दौरान सरकारी ऋणों की तुलना में संवितरण 350.17 मिलियन यूरो था जबकि पुनर्भुगतान 248.91 मिलियन यूरो था। दिनांक 31 मार्च, 2024 को कुल बकाया ऋण 2643.56 मिलियन यूरो है (विवरण 1)।

## रूसी परिसंघ

4.4.1 भारत और रूसी परिसंघ (तत्कालीन यूएसएसआर) के बीच सहयोग की शुरुआत साठ के दशक के आरंभ में हुई थी। तमिलनाडु में कुडनकुलम परमाणु विद्युत परियोजना (केएनपीपी) भारत और रूस के बीच अंतर-सरकारी करार (आईजीए) के अंतर्गत क्रियान्वित की जा रही है। अभी तक केएनपीपी के निर्माण हेतु तीन ऋण करार/प्रोटोकॉल हस्ताक्षरित किए गए हैं। 2600 मिलियन अमरीकी डालर (2000 मिलियन अमरीकी डालर परियोजना एवं 600 मिलियन अमरीकी डालर ईंधन) मूल्य का इकाई 1 एवं 2 के लिए प्रथम करार जून, 1998 में हस्ताक्षरित किया गया था। 4200 मिलियन अमरीकी डालर (3400 मिलियन अमरीकी डालर परियोजना तथा 800 मिलियन अमरीकी डालर ईंधन) मूल्य का इकाई 3 एवं 4 के लिए द्वितीय करार जुलाई, 2012 में हस्ताक्षरित किया गया। 4200 मिलियन अमरीकी डालर (3400 मिलियन अमरीकी डालर परियोजना तथा 800 मिलियन अमरीकी डालर ईंधन) मूल्य का इकाई 5 एवं 6 के लिए तृतीय नवीनतम करार जून, 2017 में हस्ताक्षरित किया गया था।

4.4.2 31 मार्च 2024 को सरकारी खातों पर कुल प्रतिबद्धता 7840.00 मिलियन अमरीकी डालर थी, जिसके लिए 3600.79 मिलियन अमरीकी डालर संवितरित किए गए थे (अनुलग्नक क3)।

4.4.3 2023-24 के दौरान, ऋण का कुल उपयोग 741.56 मिलियन अमरीकी डालर था जबकि पुनर्भुगतान 50.31 मिलियन अमरीकी डालर और रुपये के हिसाब से पुनर्भुगतान 27.64 करोड़ रुपए था। 31 मार्च, 2024 को बकाया ऋण 3849.05 मिलियन अमरीकी डालर और रुपये ऋण ₹370.45 करोड़ था (विवरणी1)।

## कोरिया गणराज्य

4.5.1 अक्टूबर 2016 में, कोरिया गणराज्य को विकास सहयोग के लिए एक दविपक्षीय भागीदार के रूप में स्वीकार किया गया था। भारत को आधिकारिक विकास सहायता (ओडीए) प्रदान करने के लिए दोनों सरकारों के बीच 14.06.2017 को एक ईडीसीएफ समझौते पर हस्ताक्षर किए गए थे।

4.5.2 आर्थिक विकास सहयोग निधि (ईडीसीएफ) के माध्यम से नागपुर-मुंबई सुपर कम्प्युनिकेशन एक्सप्रेसवे परियोजना पर इंटेलिजेंट ट्रांसपोर्ट सिस्टम की स्थापना के लिए 31 मार्च 2023 को एक समझौता ऋण पर हस्ताक्षर किए गए हैं।

4.5.3 31 मार्च 2024 तक सरकारी खातों पर कुल वचनबद्धता 215.098 बिलियन डब्ल्यूओएन और 100.00 मिलियन अमेरिकी डालर था जिसके लिए 100.0 मिलियन अमेरिकी डालर संवितरित किए गये (अनुलग्नक ए3)।

4.5.4 वित्त वर्ष 2023-24 के दौरान ऋण का कुल उपयोग 100.00 मिलियन अमेरिकी डालर था जबकि पुनर्भुगतान शून्य था। 31 मार्च 2024 को बकाया ऋण 100.00 मिलियन अमेरिकी डालर था (विवरण 1)।

## **FRANCE**

4.2.1 France has been extending Development Assistance to India since 1968. The Indo-French Development Cooperation Programme was revived by signing a Memorandum of Understanding by Department of Economic Affairs with the French Agency for Development (AFD) on 29.9.2008 which was further revised in May, 2012. The priority area for AFD financing in India are Energy efficiency & Renewable energy, Urban Infrastructure (Public Transport, water etc.) and preservation of biodiversity.

4.2.2 The total commitment on Govt. Account as on 31st March 2024 was EURO 1291 Million, against which EURO 290.252 Million had been disbursed (Annex- A3).

4.2.3 During 2023-24, disbursement against Sovereign loans was of EURO 105.01 Million, while repayments were EURO 72.35 Million. Total outstanding debt as on 31st March 2024 was EURO 1089.61 Million. (Statement 1).

## **GERMANY**

4.3.1 Germany is providing financial and technical assistance to India since 1958. Financial programmes assisted by Germany are implemented through KfW, (German Bank) and technical assistance programmes through GIZ (earlier GTZ) - a fully-owned corporation of German Government. Funding is provided as Standard Loan (IDA-pattern loan), reduced interest loan (EURIBOR based loan) as well as grants. The technical assistance is provided in the form of grant. The priority area of Cooperation includes: - Energy, Sustainable Urban Development as well as Environment and Management of Natural Resources.

4.3.2 The total commitment on Govt. Accounts as on 31st March 2024 was EURO 4990.29 Million, against which EURO 575.06 Million had been disbursed (Annexure A3).

4.3.3 During 2023-24, disbursement against sovereign loans was EURO 350.17 Million, while repayments was EURO 248.91 Million. Outstanding debt as on 31st March 2024 was EURO 2643.56 Million. (Statement-1).

## **RUSSIAN FEDERATION**

4.4.1 Development cooperation between India and the Russian Federation (erstwhile USSR) started in the early sixties. Kudankulam Nuclear Power project (KNPP) in Tamilnadu is being executed under an Inter-Governmental Agreement (IGA) between India and Russia. Till now three Credit Agreement/ protocols have been signed for construction of KNPP. The first agreement for Unit No. 1 & 2 valuing \$ 2600 million (project \$ 2000 million and fuel \$ 600 million) was signed in June 1998. Second agreement for Unit No. 3 & 4 valuing \$ 4200 million (project \$ 3400 million and fuel \$ 800 million) was signed in July 2012. Third the latest agreement Unit No. 5 & 6 valuing \$ 4200 million (project \$ 3400 million and fuel \$ 800 million) was signed in June 2017.

4.4.2 The total commitment on Govt. Accounts as on 31st March 2024 was \$ 7840.00 Million, against which \$ 3600.79 Million had been disbursed (Annexure A3).

4.4.3 During 2023-24 total utilization of loan was \$ 741.56 Million while repayment was \$ 50.31 Million and repayment in terms of Rupees was ₹27.64 Crores. Outstanding debt as on 31st March 2024 was \$ 3849.05 Million and Rupee debt of ₹370.45 Crores (Statement 1)

## **REPUBLIC OF KOREA**

4.5.1 In October 2016, Republic of Korea was accepted as a bilateral partner for development cooperation. An EDCF agreement was signed on 14.06.2017 between the two Governments for providing Official Development Assistance (ODA) to India.

4.5.2 A loan agreement for Establishment of Intelligent Transport System on Nagpur-Mumbai Super Communication Expressway project through Economic Development Cooperation Fund (EDCF) has been signed on 31 Mar 2023.

4.5.3 The total commitment on Govt. Accounts as on 31st March 2024 was WON 215.098 Bn and \$ 100.00 Million, against which \$ 100.00 Million had been disbursed (Annexure A3).

4.5.4 During 2023-24 total utilization of loan was \$ 100.00 Million while repayment was Nil. Outstanding debt as on 31st March 2024 was \$ 100.00 Million (Statement 1)

## अध्याय-V

### बहुपक्षीय विकास वित्तपोषण एशियाई विकास बैंक

5.1.1 एशियाई विकास बैंक (एडीबी) एक प्रमुख बहुपक्षीय विकास बैंक (एडीबी) है जिसकी स्थापना 1966 में की गई। भारत एशियाई विकास बैंक का संस्थापक सदस्य है तथा जापान, संयुक्त राज्य अमरीका और चीन गणराज्य के बाद सभी सदस्य देशों में चौथे स्थान पर है।

5.1.2 भारत में एडीबी से उधार लेना 1986 से शुरू हुआ था। एडीबी परियोजनाएं प्रमुख रूप से या तो राज्य क्षेत्र या केन्द्रीय क्षेत्र परियोजनाओं के जरिए विभिन्न राज्यों में परिवहन, ऊर्जा एवं शहरी विकास क्षेत्रों में कार्यान्वित की जा रही है। इसके अलावा, कृषि, सिंचाई, वित्त, शिक्षा एवं स्वास्थ्य क्षेत्रों में भी कार्यान्वित की जा रही तथा / या प्रक्रियाधीन है।

5.1.3 31 मार्च, 2024 को ऋण की कुल प्रतिबद्धता 16147.41 मिलियन अमरीकी डॉलर थी, जिसके लिए 9127.29 मिलियन अमरीकी डॉलर संवितरित किए गए थे। 31 मार्च 2024 को जेपीवाई मूल्यवर्ग वाले ऋणों की कुल प्रतिबद्धता 37.74 बिलियन जेपीवाई थी, जिसका संवितरण अभी आरम्भ किया जाना है। (अनुलग्नक-क3)

5.1.4 2023-24 के दौरान, सावरेन सरकारी ऋणों के लिए संवितरण 3075.94 मिलियन अमरीकी डॉलर था जबकि पुनर्भुगतान 1195.16 मिलियन अमरीकी डॉलर था। 31 मार्च, 2024 को बकाया ऋण 21485.57 अमरीकी डॉलर था (विवरण 1)।

### विश्व बैंक समूह

विश्व बैंक ऋण, गारंटी, जोखिम प्रबंधन उत्पादों एवं (गैर ऋणों) विश्लेषण एवं सलाहकारी सेवाओं के जरिए सतत विकास प्रोत्साहित करने के द्वारा विश्व को विकसित करने में लोगों हेतु गरीबी से लड़ने के लिए एवं जीवन स्तर सुधारने के लिए मिशन के साथ विश्व के अग्रणी विकास संस्थानों में से एक है। विश्व बैंक संयुक्त राष्ट्र की विशिष्ट एजेंसियों में से एक है। विश्व बैंक सतत रूप से विकास लक्ष्यों को प्राप्त करने के लिए अपने प्रयासों में ध्यान केन्द्रित करता है।

भारत विश्व बैंक समूह के चार संस्थानों अर्थात् अंतर्राष्ट्रीय पुनर्निर्माण एवं विकास बैंक (आईबीआरडी); अंतर्राष्ट्रीय विकास संघ (आईडीए); अंतर्राष्ट्रीय वित्त निगम (आईएफसी) एवं बहुपक्षीय निवेश गारंटी एजेंसी (एमआईजीए) का सदस्य है, इन संस्थानों का मुख्यालय वाशिंगटन डीसी में है। भारत आईबीआरडी (1945), आईडीए (1960) एवं आईएफसी (1956) का संस्थापक सदस्य रहा है तथा यह 1994 में एमआईजीए में शामिल हुआ था। भारत शहरी, परिवहन, शिक्षा, स्वास्थ्य, सामाजिक सुरक्षा, कृषि एवं ग्रामीण विकास: सिंचाई, जलापूर्ति, विद्युत, पर्यावरण एवं वन, वित्त एवं शासन क्षेत्रों में फैली हुई विभिन्न विकाससात्मक परियोजनाओं हेतु विश्व बैंक (मुख्य रूप से आईबीआरडी) से वित्त पोषण प्राप्त कर रहा है।

### अंतर्राष्ट्रीय पुनर्निर्माण और विकास बैंक

5.2.1 अंतर्राष्ट्रीय पुनर्निर्माण और विकास बैंक (आईबीआरडी) के वित्त संसाधन अन्य स्रोतों जैसे शेयर धारकों की पूंजी और अर्जित धारिताओं सहित वित्तीय बाजार में जारी किए गए बांड और अन्य ऋण प्रतिभूतियां हैं। आईबीआरडी के ऋण गैर-रियायती होते हुए भी वाणिज्यिक स्रोतों की अपेक्षा सापेक्षतया अनुकूल शर्तों पर उपलब्ध होते हैं।

5.2.2 31 मार्च 2024 की स्थिति के अनुसार कुल प्रतिबद्धता 18527.02 मिलियन अमरीकी डॉलर थी जिसमें से 9463.15 मिलियन अमरीकी डॉलर संवितरित किया गया था। (अनुबंध - क3)। 31 मार्च 2024 को मूल्यवर्ग वाले ऋणों की कुल प्रतिबद्धता 45.21 बिलियन जेपीवाई थी। जिसका संवितरण अभी आरम्भ किया जाना है (अनुलग्नक-क3)।

5.2.3 वर्ष 2023-24 के दौरान, सावरेन ऋण 3322.82 मिलियन अमरीकी डॉलर संवितरित किया गया, जबकि पुनर्भुगतान 1030.18 मिलियन अमरीकी डॉलर था। 31 मार्च 2024 की स्थिति के अनुसार बकाया ऋण 18.80 बिलियन अमरीकी डॉलर था (विवरण-1)

## **CHAPTER- V**

### **MULTILATERAL DEVELOPMENT FUNDING ASIAN DEVELOPMENT BANK**

5.1.1 Asian Development Bank (ADB) is a major Multilateral Development Bank (MDB) established in 1966. India is a founding member of ADB and is the fourth largest shareholder of the Bank after Japan, USA, and the People's Republic of China.

5.1.2 ADB's lending operations in India commenced in 1986. ADB projects are primarily being implemented in transport, energy and urban development sectors across several states either through State sector or Central sector projects. In addition, projects are also being undertaken and/or are under preparation in agriculture, irrigation, finance, education and health sectors.

5.1.3. Total commitment against of USD Loans as on 31st March 2024 was of \$ 16147.41 Million, against which \$ 9127.29 Million had been disbursed. The total commitment of JPY denominated loans as on 31st March, 2024 was JPY 37.74 Bn, against which disbursement is yet to begin. (Annex- A3).

5.1.4 During 2023-24, disbursements against sovereign Government loans was \$ 3075.94 Million, while repayments were \$ 1195.16 Million. Outstanding debt as on 31st March 2024 was \$ 21485.57. (Statement 1).

### **WORLD BANK GROUP**

The World Bank is among the world's leading development institutions with a mission to fight poverty and improve living standards for people in the developing world by promoting sustainable development through loans, guarantees, risk management products, and (non-lending) analytic and advisory services. The world Bank is one of the United Nations specialized agencies. The World Bank concentrates its efforts to achieve the Sustainable Development Goals.

India is member of four institutions of the World Bank Group viz., International Bank for Reconstruction and Development (IBRD); International Development Association (IDA); International Finance Corporation (IFC) and Multilateral Investment Guarantee Agency (MIGA), These institutions are headquartered in Washington D.C. India has been a founding member of IBRD (1945), IDA (1960) and IFC (1956) and it joined MIGA in 1994. India has been accessing funds from the World Bank (mainly through IBRD) for various developmental projects spread across Urban, Transport, Education, Health, Social Protection, Agriculture & Rural Development, Irrigation, Water Supply, Power, Environment & Forest, Finance and Governance Sectors.

### **INTERNATIONAL BANK FOR RECONSTRUCTION AND DEVELOPMENT**

5.2.1 IBRD sources of finance are bonds and other debt securities in world financial markets, along-with shareholder's capital and retained earnings. IBRD loans though non-concessional, yet offer relatively favourable terms compared to commercial sources.

5.2.2 Total commitment against of USD Loans as on 31st March 2024 was of \$ 18527.02 Million, against which \$ 9463.15 Million had been disbursed. The total commitment of JPY denominated loans as on 31st March, 2024 was JPY 45.21 Bn, against which disbursement is yet to begin. (Annex- A3).

5.2.3 During 2023-24, disbursement against Sovereign loans was \$ 3322.882 Million, while repayments were \$ 1030.18 Million. Outstanding debt as on 31st March 2024 was \$ 18.80 Bn. (Statement-1).

## अन्तर्राष्ट्रीय विकास संघ

5.3.1 अन्तर्राष्ट्रीय विकास संघ (आईडीए) अपने सदस्य देशों को उदार ऋण (क्रेडिट) प्रदान करता है। उदार ऋण की राशि मुख्य रूप से धनी सदस्य देशों द्वारा किए गए आवधिक अंशदानों और पूर्ववर्ती ऋणों की वापसी अदायगी पर निर्भर करती है।

5.3.2 आईडीए-17 के दौरान, भारत परिवर्तनकालीन सहायता प्राप्त करने के लिए एक मात्र आईडीए योग्य था।

5.3.3 आईडीए की वचनबद्धताओं पर जिसे "क्रेडिट्स" के रूप में जाना जाता है, जिनकी 5-10 वर्ष की छूट की अवधि सहित पुनर्भुगतान 30-40 वर्ष में करना पड़ता है। 1 जनवरी, 2019 से आईडीए ऋणों (एक्सडीआर) पर 1.25 प्रतिशत ब्याज तथा मिश्रित देशों पर 0.75% प्रतिवर्ष की दर से सेवा प्रभार लगाया जाता है। आईडीए यूएसडी ऋण के लिए (जुलाई 2015 से लागू) ब्याज दर (यूएसडी 6 महीने लिबोर जमा करार के समय चालू स्थायी स्प्रेड) परिवर्तनीय है। आईडीए की निधियों का प्रयोग मोटे तौर पर उन सामाजिक क्षेत्र की परियोजनाओं में किया जाता है जो एमडीजी की प्राप्ति में योगदान करती हैं। भारत के कुछ महत्वपूर्ण विकास कार्यक्रम जैसे पीएमजीएसवाई ग्रामीण सड़क परियोजना, राष्ट्रीय ग्रामीण जीविका परियोजना, तकनीकी/ इंजीनियरिंग शिक्षा गुणवत्ता सुधार परियोजना, प्राथमिक और माध्यमिक शिक्षा परियोजना तथा टीबी नियंत्रण और राष्ट्रीय एड्स नियंत्रण सहायता परियोजना आईडीए ऋणों द्वारा आंशिक रूप से वित्तपोषित की जा रही हैं जो अधिकतर एसडीआर में मूल्यवर्गित हैं परन्तु अमरीकी डालर में संवितरित और अदा की जाती हैं।

5.3.4 तथापि आईडीए-18 के दौरान, भारत ने "केवल-दाता राष्ट्र" बनने का निर्णय किया। भारत ने घोषणा की थी कि वह केवल आईबीआरडी के जरिए विश्व बैंक से निधि लेगा तथा भारत को प्रदान किये जा रहे आईडीए संसाधन अन्य आईडीए जरूरतमंद ग्राहकों की जरूरतें पूरा करने के लिए उपलब्ध होने चाहिए। भारत आईडीए को अपनी 18वीं पुनःपूर्ति के दौरान 12.25 बिलियन रुपये के लिए भी वचनबद्धता की थी।

5.3.5 31 मार्च 2024 की स्थिति के अनुसार एसडीआर ऋणों के प्रति कुल वचनबद्धता एसडीआर 77.415 मिलियन है, जिसमें से एसडीआर 77.415 मिलियन का संवितरण किया जा चुका है। 31 मार्च 2024 को डालर में ऋणों के प्रति कुल प्रतिबद्धता 1369 मिलियन अमरीकी डालर थी जिसमें से 1204.25 मिलियन अमरीकी डालर संवितरित किए जा चुके हैं। (अनुलग्नक-क3)।

5.3.6 वर्ष 2023-24 के दौरान एसडीआर का मूल्यवर्गित संवितरण नहीं किया गया था। जबकि पुनर्भुगतान 1350.101 मिलियन एसडीआर था। वर्ष 2023-24 के दौरान 31.12 मिलियन अमरीकी डालर के मूल्यवर्गित ऋण संवितरण था और पुनर्भुगतान 3.569 मिलियन अमरीकी डॉलर था। 31 मार्च 2024 को बकाया ऋण 10.07 बिलियन एसडीआर और 3224.62 मिलियन अमरीकी डालर (विवरण-1) था।

## अन्तर्राष्ट्रीय कृषि विकास निधि

5.4.1 अन्तर्राष्ट्रीय कृषि विकास निधि (आईएफएडी) की स्थापना संयुक्त राष्ट्र की 13वीं विशेषज्ञता प्राप्त एजेंसी के रूप में वर्ष 1977 में हुई थी। भारत आईएफएडी के संस्थापक सदस्य देशों में से एक है और इसकी शुरुआत से ही, भारत ने इसके संसाधनों में 147 मिलियन अमरीकी डालर का अंशदान किया है और यह विकासशील देशों के ग-II समूह के अंतर्गत सर्वाधिक दाता के रूप में उभरा है। आईएफएडी के दसवें पुनःपूर्ति चक्र (2016-18) के लिए भारत ने 37.0 मिलियन अमरीकी डालर की राशि का अंशदान करने की वचनबद्धता की है।

5.4.2 आईएफएडी ने वर्ष 1979 से कृषि, ग्रामीण विकास, जनजातीय विकास, महिलाओं का सशक्तिकरण, प्राकृतिक संसाधन प्रबंधन और ग्रामीण वित्त क्षेत्रक में 32 सरकारी परियोजनाओं में सहायता की है। वर्ष 2013 से ऋण 1.25 प्रतिशत की नियत ब्याज दर जमा 0.75 प्रतिशत प्रति वर्ष सेवा प्रभार और 5 वर्ष की छूट अवधि सहित 25 वर्ष की परिपक्वता अवधि वाले उपलब्ध कराए जाते हैं। तथापि, वर्ष 2013 में आईएफएडी द्वारा ऋण की नई चिन्हित शर्त की शुरुआत के पहले हस्ताक्षरित की गई उन परियोजनाओं के लिए आईएफएडी ऋण दस वर्ष की छूट अवधि सहित 40 वर्ष की अवधि से अधिक तथा बिना ब्याज प्रभार वाले पुनःभुगतान ऋण है।

5.4.3 एसडीआर मूल्य वर्ग ऋणों में 31 मार्च 2024 में कुल प्रतिबद्धता 63.40 मिलियन एसडीआर थी जिसके लिए 54.09 मिलियन एसडीआर संवितरित कर दिए गए थे (अनुलग्नक-क3)। डालर में ऋणों के मामले में कुल प्रतिबद्धता 291.33 मिलियन अमरीकी डालर थी जिसमें से 58.53 मिलियन अमरीकी डालर संवितरित कर दी गई थी।

5.4.4 वर्ष 2023-24 के दौरान एसडीआर मूल्य वर्ग के ऋणों की तुलना में कुल संवितरण 9.36 मिलियन एसडीआर था। पुनर्भुगतान 18.88 मिलियन एसडीआर था। अमरीकी डालर में ऋणों के मामले में कुल पुनर्भुगतान 31.12 मिलियन अमरीकी डालर थी और पुनर्भुगतान 3.5 मिलियन अमरीकी डॉलर था। 31 मार्च, 2023 की स्थिति के अनुसार बकाया ऋण 314.98 मिलियन एसडीआर और 67.20 मिलियन अमरीकी डॉलर था (विवरण 1)।



## **INTERNATIONAL DEVELOPMENT ASSOCIATION**

5.3.1 International Development Association (IDA), extend soft loans (Credits) to its member countries. Quantum of the soft Loan depends largely on periodic contributions made by wealthier member countries and repayments from earlier Credits.

5.3.2 During IDA-17, India was the only IDA graduate to receive a transition support.

5.3.3 IDA commitments, which are known as "credits", are repayable over 30-40 years including grace period of 5-10 years. As on January 1, 2019 IDA credits (XDR) carried 1.25 % p.a. interest and a service charge of 0.75% p.a. for Blend countries. For IDA \$ loans, (Applicable from July, 2015) the interest rate are variable (\$ 6 Month LIBOR plus fixed spread prevailing at the time of the agreement). IDA funds are used largely in social sector projects that contribute to the achievement of MDGs. Some of the India's flagship development programs like PMGSY Rural Roads Project, National Rural Livelihoods Project, Technical/Engineering Education Quality Improvement Project, Elementary and Secondary Education Project Tuberculosis Control and National AIDS Control Support Project are being financed in part by IDA credits, which are mostly denominated in Special Drawing Rights, but disbursed and repaid in US Dollars.

5.3.4 However during IDA-18, India decided to become to a 'donor-only nation'. India announced that it will take funds from World Bank only through IBRD and the IDA resources being offered to India should be made available to meet the requirements of other needy IDA clients. India also pledged Rs.12.25 billion to IDA during its 18th Replenishment.

5.3.5 Total commitment against of SDR Loans as on 31st March 2024 was of SDR 77.415 Million, against which SDR 77.415 Million had been disbursed. The total commitment of \$ denominated loans as on 31st March, 2024 was \$ 1369 Million, against which \$ 1204.25 Million had been disbursed. (Annex- A3).

5.3.6 During 2023-24, no disbursements against SDR denominated Sovereign loans were made, while repayments was of SDR 1350.101 Million. During 2023-24 \$ denominated loan disbursements \$ 31.12 Million and repayments were \$ 3.569 Million. Outstanding debt as on 31st March, 2024 was of SDR 10.07 Bn. and \$ 3224.62 Million. (Statement-1).

## **INTERNATIONAL FUND FOR AGRICULTURE DEVELOPMENT**

5.4.1 International Fund for Agricultural Development (IFAD) was set up in 1977 as the 13th specialized of the United Nations. India is a founder member and since inception, has contributed \$ 147 Million towards its resources, as the top donor within List C-II Group of developing countries. For the 10th Replenishment cycle of IFAD (2016-18), India has pledged a contribution of \$ 37 million.

5.4.2 Since 1979, IFAD has assisted in 32 Govt. Projects in agriculture, rural development, tribal development, women's empowerment, natural resources management and rural finance sector. Loans are provided at a fixed interest rate of 1.25 percent plus a service charge of 0.75 percent per annum, with a maturity period of 25 years including a grace period of 5 years since 2013. However, for the projects which were signed prior to the introduction of a new Blend Term of loan by IFAD in 2013 IFAD loans are repayable over a period of 40 years including a grace period of ten years and carry no interest charges.

5.4.3 The total commitment 31st March, 2024 in SDR denominated loans was SDR 63.40 Million against which SDR 54.09 Million had been disbursed (Annex- A3). In case of \$ denominated loans total commitment was \$ 291.33 Million out of which \$ 58.53 Million had been disbursed.

5.4.4 During 2023-24, the total disbursements against SDR denominated loans was SDR 9.36 Million. Repayment was of SDR 18.88 Million. In case of USD denominated loans disbursement was of \$ 31.12 Million and repayments were \$ 3.57 Million. Outstanding debt as on 31st March, 2024 was of SDR 314.98 Million and \$ 67.20 Million. (Statement 1).

## यूरोपीय निवेश बैंक (ईआईबी)

5.5.1 ईआईबी यूरोपियन संघ की ऋण देने वाली संस्था है। ईआईबी की नीतियों के अनुसार यूरोपियन संघ नीति के अनुसरण में सुदृढ़ एवं सतत परियोजनाओं हेतु दीर्घावधिक वित्तपोषण प्रदान किया जाता है। वित्तपोषण हेतु चयनित परियोजना लागत के केवल 50% तक ही वित्त पोषण प्रदान किया जाता है। भारत ने वर्ष 2016 में ईआईबी से ऋण लेना शुरू किया था। ऋण की प्रथम किस्त लखनऊ मेट्रो परियोजना के लिए ली गई थी।

5.5.2 31 मार्च 2024 की स्थिति के अनुसार कुल वचनबद्धता (सरकारी खातों पर) 2000.00 मिलियन यूरो थी जिसमें से 734.66 मिलियन यूरो संवितरित कर दिए गए थे (अनुलग्नक-क3)।

5.2.3 वर्ष 2023-24 के दौरान सावरेन ऋण के मुकाबले 300.00 मिलियन यूरो का संवितरण किया गया जबकि पुनर्भुगतान 33.50 मिलियन यूरो था। 31 मार्च, 2024 की स्थिति के अनुसार 1120.665 मिलियन यूरो बकाया ऋण था (विवरण-1)।

## न्यू डवलपमेंट बैंक (एनडीबी)

5.6.1 ब्रिक्स (ब्राजील, रूस, भारत, चीन और दक्षिण अफ्रीका) द्वारा अवसंरचना और सतत विकास परियोजनाओं के संसाधन जुटाने के उद्देश्य हेतु न्यू डवलपमेंट बैंक की स्थापना की गई थी।

5.6.2 31 मार्च, 2024 की स्थिति के अनुसार कुल प्रतिबद्धता (सरकारी खातों पर) 4440.67 मिलियन अमरीकी डालर थी जिसमें से 1411.73 मिलियन अमरीकी डालर संवितरित कर दिए गए (अनुलग्नक क3)।

5.6.3 वर्ष 2023-24 के दौरान सावरेन-ऋण के लिए 315.88 मिलियन डालर संवितरण किया गया जबकि पुनर्भुगतान 68.03 मिलियन अमरीकी डॉलर था। 31 मार्च, 2024 की स्थिति के अनुसार बकाया ऋण 3870.65 अमरीकी मिलियन डॉलर था (विवरण-1)।

## एशियाई अवसंरचना निवेश बैंक (एआईआईबी)

5.7.1 एशियाई अवसंरचना निवेश बैंक (एआरआईबी) एक बहुपक्षीय विकास बैंक है जिसकी स्थापना दिसंबर, वर्ष 2015 में हुई थी और पूरे एशिया और उसके परे सामाजिक एवं आर्थिक विकास को बढ़ावा देने के लिए अवसंरचना विकास के लिए वित्त प्रदान करने के उद्देश्यों के साथ इसने अपना संचालन जनवरी, 2016 में शुरू किया। बैंक का निवेश संचालन मुख्य अवसंरचना अर्थात् ऊर्जा, शक्ति, यातायात, शहरी, ग्रामीण, अवसंरचना और कृषि विकास, पर्यावरण संरक्षण आसीटी, जन स्वास्थ्य, आर्थिक तन्थकता, वित्त/नकदी, जल इत्यादि पर केंद्रित है।

5.7.2 31 मार्च, 2023 तक की स्थिति के अनुसार कुल प्रतिबद्धता (सरकारी खातों पर) 6804.65 मिलियन अमरीकी डालर थी, इसमें से कुल 2688.92 मिलियन अमरीकी डॉलर संवितरित किया गया था (अनुलग्नक क-3)।

5.7.3 वर्ष 2023-24 के दौरान, सावरेन ऋण के लिए 832.64 मिलियन अमरीकी डॉलर का संवितरण किया गया जबकि पुनर्भुगतान 66.52 मिलियन अमरीकी डॉलर था। 31 मार्च, 2024 की स्थिति के अनुसार बकाया ऋण 4261.70 मिलियन अमरीकी डॉलर था (विवरण-1)।

## एड्स, क्षयरोग (टी.बी.) और मलेरिया से लड़ने के लिए वैश्विक निधि (जीएफएटीएम)

5.8.1 वैश्विक निधि एक वैश्विक सार्वजनिक/निजी भागीदारी है जो कि अतिरिक्त संसाधनों को जुटाने और संवितरित करने के लिए समर्पित निधि है ताकि एचआईवी/एड्स, क्षयरोग (टी.बी.) और मलेरिया (जीएफएटीएम) का निवारण और उपचार किया जा सके। सरकारों, सिविल सोसाइटी, निजी क्षेत्र और प्रभावित समुदायों के बीच भागीदारी, अन्तर्राष्ट्रीय स्वास्थ्य वित्तपोषित की नई अवधारणाओं को दर्शाती है। यह वैश्विक निधि अन्य द्विपक्षीय और बहुपक्षीय संगठनों के साथ नजदीकी सहयोग से कार्य करती है ताकि तीनों रोगों से संबंधित मौजूदा प्रयासों में सहायता की जा सके।

5.8.2 वर्ष 2023-24 के दौरान अनुदानों का संवितरण 352.76 मिलियन अमरीकी डालर था (अनुलग्नक-ख1)

### **EUROPEAN INVESTMENT BANK (EIB)**

5.5.1 EIB is the lending arm of the European Union. As per the policies of EIB long term finance extended for sound and sustainable projects in accordance with European union policy. Finance is extended only up to 50% of the project cost selected for financing. India started borrowing from EIB in 2016. First Tranche loan was taken for Lucknow Metro Project.

5.5.2 The total commitment (on Govt. Accounts) as on 31st March 2024 was of EURO 2000.00 Million, out of which EURO 734.66 Million had been disbursed (Annex-A3).

5.2.3 During 2023-24, disbursement against Sovereign loans was of EURO 200.00 Million, while repayments were of EURO 33.50 Million. Outstanding debt as on 31st March 2024 was EURO 1120.665 Million. (Statement-1).

### **NEW DEVELOPMENT BANK (NDB)**

5.6.1 New Development Bank was established by BRICS (Brazil, Russia, India, China & South Africa) with a purpose for mobilizing resources of infrastructure and sustainable development projects in BRICS.

5.6.2 The total commitment (on Govt. Accounts) as on 31st March 2024 was \$ 4440.67 Million, out of which \$ 1411.73 Million had been disbursed (Annex-A3).

5.6.3 During 2023-24, disbursement against Sovereign loans was \$ 315.88 Million, while repayments were \$ 68.03 Million. Outstanding debt as on 31st March 2024 was \$ 3870.65 Million. (Statement-1).

### **ASIAN INFRASTRUCTURE INVESTMENT BANK (AIIB)**

5.7.1 Asian Infrastructure Investment Bank (AIIB) a multilateral development bank was established in December 2015 and started its operation in January 2016 with the objective to provide finances for infrastructure development to promote social and economic. Development across Asia and beyond. The investment operation of the bank focuses on the key infrastructure viz. energy, power, transport, urban, rural, infrastructure and agriculture development, environmental protection, ICT, public health, economic resilience, finance/liquidity water, etc.

5.7.2 The total commitment (on Govt. Accounts) as on 31st March 2023 was \$ 6804.65 Million, out of which \$ 2688.92 Million had been disbursed (Annex-A3).

5.6.3 During 2023-24, disbursement against Sovereign loans was \$ 832.64 Million. while repayments were \$ 66.52 Million. Outstanding debt as on 31st March 2024 was \$ 4261.70 Million. (Statement-1).

### **GLOBAL FUND TO FIGHT AIDS, TUBERCULOSIS AND MALARIA (GFATM)**

5.8.1 The Global fund is a global public/private partnership dedicated fund to attract and disburse additional resources to fight AIDS, Tuberculosis and Malaria (GFATM). The partnership between Government, Civil Society, Private Sector and affected communities represents a new approach in International Health financing. The Global Fund works in close collaboration with other Bilateral and Multilateral Organizations to supplement existing efforts dealing with the three diseases.

5.8.2. During 2023-24, disbursement of grant was of \$ 352.76 Million (Annex-B1)



---

---

भाग-II—विदेशी वित्तपोषण का ब्यौरा  
**PART-II—DETAILS OF EXTERNAL FUNDING**

---

---



वर्ष 2023-2024 के दौरान देशवार/संस्थावार पूरी तरह से चुकता  
ऋण/उधार के ब्यौरे दर्शाने वाला विवरण (सरकारी ऋण)  
**STATEMENT SHOWING COUNTRY/INSTITUTION-WISE DETAILS OF  
FULLY REPAID LOANS/CREDITS DURING 2023-2024 (GOVT. LOANS)**

क्र. संख्या Sl. No.	ऋण ब्यौरा/आयोजना वार Loan Details/Planwise	प्राप्त ऋण Loan Availed	चुकता ऋण Loan Repaid	ब्याज/अन्य प्रभारों की अदायगी Interest/Other Charges Paid
------------------------	---	----------------------------	-------------------------	--

एशियाई विकास बैंक  
मुद्रा: अमरीकी डॉलर हजारों में  
**Asian Development Bank**  
Currency : Thousands U S Dollars

**1997-2002 Ninth Five Year Plan**

1	1647-IND Rajasthan Urban Infrastructure Dev. Project (Dec 1 1999)	250000	250000	66695
<b>Plan Year Total</b>		<b>250000</b>	<b>250000</b>	<b>66695</b>

**2002-2007 Tenth Five Year Plan**

2	2037-IND Assam Power Sector Development Project (Dec 10 2003)	100000	100000	19076
<b>Plan Year Total</b>		<b>100000</b>	<b>100000</b>	<b>19076</b>

**2007-2012 Eleventh Five Year Plan**

3	2442-IND Assam Governance and Public Resource Management Sector Dev. Prog.II (Oct 14 2008)	100000	100000	8952
4	2452-IND Khadi Reform and Development program (Dec 22 2009)	105000	105000	8454
<b>Plan Year Total</b>		<b>205000</b>	<b>205000</b>	<b>17406</b>
<b>Grand Total</b>		<b>555000</b>	<b>555000</b>	<b>103178</b>

जर्मनी  
मुद्रा: यूरो हजारों में  
**Germany**  
Currency : Thousands Euros

**2007-2012 Eleventh Five Year Plan**

1	5192758E Solar PV power plant Sakri (Shivajinagar) (Aug 10 2011)	158000	158000	15087
<b>Plan Year Total</b>		<b>158000</b>	<b>158000</b>	<b>15087</b>

**2012-2017 Twelfth Five Year Plan**

2	1055956E Sustainable Municipal Infrastructure Financing in TN-Phase-II Part-2 (Jun 18 2014)	20000	20000	1838
<b>Plan Year Total</b>		<b>20000</b>	<b>20000</b>	<b>1838</b>
<b>Grand Total</b>		<b>178000</b>	<b>178000</b>	<b>16925</b>

अन्तरराष्ट्रीय पुनर्निर्माण और विकास बैंक (आई बी आर डी)  
मुद्रा: अमरीकी डॉलर हजारों में  
**International Bank for Reconstruction and Development**

Currency : Thousands U S Dollars

**2002-2007 Tenth Five Year Plan**

1	4684-IN Uttar Pradesh State Road Project (Feb 19 2003)	445560	445560	83716
2	4706-IN Tamil Nadu Road Sector Project (Aug 28 2003)	346203	346203	58875
3	4719-IN Allahabad Bypass Project (Dec 16 2003)	229928	229928	47988
<b>Plan Year Total</b>		<b>1021691</b>	<b>1021691</b>	<b>190580</b>

**2018-2019 For Financial Year**

4	P4930-IN Himachal Pradesh Forests for Prosperity Project (Preparation Advance) (Apr 4 2018)	139	139	10
<b>Plan Year Total</b>		<b>139</b>	<b>139</b>	<b>10</b>
<b>Grand Total</b>		<b>1021830</b>	<b>1021830</b>	<b>190590</b>

क्र. संख्या SI. No.	ऋण ब्यौरा/आयोजना वार Loan Details/Planwise	प्राप्त ऋण Loan Availed	चुक्ता ऋण Loan Repaid	ब्याज/अन्य प्रभारों की अदायगी Interest/Other Charges Paid
---------------------	---	----------------------------	--------------------------	--

अन्तरराष्ट्रीय विकास संघ (आई डी ए)  
मुद्रा: अमरीकी डॉलर हजारों में  
**International Development Association**  
Currency : Thousands U S Dollars

**1969-1974 Fourth Five Year Plan**

1	0402-IN	Eighth Industrial Import Project (Jun 25 1973)	100000	100000	24363
2	0403-IN	Fifth Telecommunication Project (Jun 25 1973)	80000	80000	18050
3	0427-IN	Calcutta Urban Development Project (Sep 12 1973)	35000	35000	7714
4	0440-IN	Bihar Agricultural Credit (Nov 29 1973)	32000	32000	7040
5	0448-IN	Twelfth Railway Project (Dec 21 1973)	80000	80000	19050
6	0456-IN	Himachal Pradesh Apple Project (Jan 22 1974)	13000	13000	2624
<b>Plan Year Total</b>			<b>340000</b>	<b>340000</b>	<b>78841</b>

**1974-1978 Fifth Five Year Plan**

7	0474-IN	Ninth Industrial Imports (May 29 1974)	150000	150000	36736
8	0481-IN	Fertilizer Expan. & Plant Operation Project (Jun 19 1974)	50000	50000	11063
9	0482-IN	Karnataka Dairy Development Project (Jun 19 1974)	29332	29332	5563
<b>Plan Year Total</b>			<b>229332</b>	<b>229332</b>	<b>53362</b>
<b>Grand Total</b>			<b>569332</b>	<b>569332</b>	<b>132203</b>

मुद्रा: विशेष आहरण अधिकार हजारों में  
Currency : Thousands Special Drawing Right

**1985-1990 Seventh Five Year Plan**

10	1923-IN	Tamilnadu Urban Development Project (Sep 16 1988)	183709	183709	26542
11	1931-IN	5th Bombay Madras Population Project (Sep 16 1988)	37280	37280	5889
12	1952-IN	Third National Seeds Project (Dec 22 1988)	106600	106600	15166
13	1959-IN	States Road Project (Nov 17 1988)	62200	62200	9712
14	2008-IN	Vocational Training Project (Jun 16 1989)	88313	88313	12671
15	2010-IN	Upper Krishna Irrigation II Project (Jun 16 1989)	119000	119000	17317
16	2022-IN	National Sericulture Project (Jun 16 1989)	82305	82305	12414
17	2057-IN	Sixth Population Project (Sep 11 1989)	53798	53798	7876
<b>Plan Year Total</b>			<b>733204</b>	<b>733204</b>	<b>107586</b>
<b>Grand Total</b>			<b>733204</b>	<b>733204</b>	<b>107586</b>

जापान  
मुद्रा: जापानी येन मिलियन में  
**Japan**  
Currency : Millions Japanese Yen

**1992-1997 Eighth Five Year Plan**

1	IDP-088	Anpara B T.P. Project (Jan 24 1994)	17426	17426	7240
2	IDP-089	Bkreswar T.P. Project (Jan 24 1994)	26982	26982	11251
3	IDP-090	Faridabad G.B.P.S&ATSP (Jan 24 1994)	19937	19937	7528
4	IDP-091	Yamuna Bridge at Naini (Jan 24 1994)	7515	7515	2144
5	IDP-092	NH 5 Improvement Project (Jan 24 1994)	6749	6749	2194
6	IDP-093	SSI Dev. Program IV (Jan 24 1994)	30000	30000	15446
<b>Plan Year Total</b>			<b>108608</b>	<b>108608</b>	<b>45802</b>
<b>Grand Total</b>			<b>108608</b>	<b>108608</b>	<b>45802</b>

संयुक्त राज्य अमरीकी  
मुद्रा: अमरीकी डॉलर हजारों में  
**United States of America**  
Currency : Thousands U S Dollars

**1980-1985 Sixth Five Year Plan**

1	386-T-230A	MP Social Forestry (Sep 30 1981)	9871	9871	4823
2	386-T-231	Maharashtra Social Forestry (Aug 31 1982)	18591	18591	10379
3	386-T-232	Maharashtra Irrigation Tech. 386-T-232 (Aug 31 1982)	43810	43810	29201
<b>Plan Year Total</b>			<b>72272</b>	<b>72272</b>	<b>44403</b>
<b>Grand Total</b>			<b>72272</b>	<b>72272</b>	<b>44403</b>



दिनांक 31 मार्च, 2024 तक प्राप्त देशवार/संस्थावार पूरी तरह से संवितरित ऋण/उधार (सरकारी ऋण) के ब्यौरे दर्शाने वाला विवरण जिसके लिए ऋण शोधन चल रहा है

**STATEMENT SHOWING DETAILS OF COUNTRY/INSTITUTION-WISE FULLY DISBURSED LOANS/CREDITS RECEIVED UPTO MARCH 31, 2024 (GOVT. LOANS) FOR WHICH DEBT. SERVICES IS ONGOING**

क्र. संख्या Sl. No.	ऋण ब्यौरे/ आयोजना वार Loan Details/ Planwise	31.3.2024 तक प्राप्त की गई ऋण राशि Loan Amt. Available Upto 31.3.2024	मूलधन की पुनःअदायगी Principal Repaid		31.3.2024 को बकाया लेखा बंदी ऋण Closing Debt Outstanding as on 31.3.2024	व्याज और अन्य प्रभारों की अदायगी Payment of Interest & other charges	
			2023-24 के दौरान During 2023-24	31.3.2024 तक Upto 31.3.2024		2023-24 के दौरान During 2023-24	31.3.2024 तक Upto 31.3.2024

एशियाई विकास बैंक  
मुद्रा: अमरीकी डॉलर हजारों में  
Asian Development Bank  
Currency : Thousands U S Dollars

**2017-2018 For Financial Year**

1	3386-IND Uttar Pradesh Major District Roads Improvement Project (Jun 27 2017)	195000	9759	24209	170791	10029	18567
2	3534-IND Rajasthan State Highway Investment Program-Project 1 (Jul 3 2017)	193763	0	0	193763	11731	26793
3	3549-IND Sustainable Coastal Protection and Management Investment Program - Project (Oct 26 2017)	46246	3083	4625	41622	2587	5341
4	3563-IND Second West Bengal Development Finance Program (Oct 24 2017)	300000	25000	87500	212500	14003	37943
5	3611-IND Second Rural Connectivity Investment Program - Project 1 (Jan 30 2018)	190730	9536	9536	181194	11044	21153
6	3612-IND Bihar Urban Development Investment Program Tranche 2 (Feb 23 2018)	34102	1705	1705	32397	1895	3554
7	3623-IND Railway Sector Investment Program-Project 3 (Mar 16 2018)	120000	8000	8000	112000	6942	12303
<b>Plan Year Total</b>		<b>1079842</b>	<b>57084</b>	<b>135575</b>	<b>944267</b>	<b>58231</b>	<b>125654</b>

**2018-2019 For Financial Year**

8	3624-IND Assam Urban Infra Investment Program - Project 2 (Mar 8 2019)	23424	0	0	23424	1374	2195
9	3690-IND SASEC Road Connectivity Investment Program- Proj 2 (Oct 1 2018)	120873	4029	4029	116844	7105	11193
10	3717-IND Infrastructure Development Investment Program for Tourism- Project-4 (Dec 10 2018)	19044	158	158	18887	1197	2197
11	3733-IND Himachal Pradesh Clean Energy Transmission Invest Prog Proj-3 (Nov 16 2018)	79927	0	0	79927	4438	7089
12	3755-IND Assam Integrated Flood and Riverbank Erosion Risk Management Invest.Prog.-2 (Dec 13 2018)	37599	0	0	37599	2168	3648
<b>Plan Year Total</b>		<b>280868</b>	<b>4187</b>	<b>4187</b>	<b>276681</b>	<b>16282</b>	<b>26322</b>

**2020-2021 For Financial Year**

13	3915-IND COVID-19 Active Response and Expenditure Support Program (Apr 28 2020)	500000	12344	12344	487656	27714	42852
14	3916-IND COVID-19 Active Response and Expenditure Support Program (Apr 28 2020)	1000000	200265	200265	799735	55428	85705
15	3917-IND Maharashtra Rural High Voltage Distribution System Expansion Program (Oct 19 2020)	322048	0	0	322048	17654	22918
<b>Plan Year Total</b>		<b>1822048</b>	<b>212610</b>	<b>212610</b>	<b>1609438</b>	<b>100795</b>	<b>151475</b>

**2021-2022 For Financial Year**

16	4138-IND Industrial Corridor Development Program- Subprogram 1 (Nov 25 2021)	250000	0	0	250000	13830	16901
17	4158-IND Sustainable Urban Development and Service Delivery Program- Subprogram 1 (Dec 17 2021)	350000	0	0	350000	20482	25704
<b>Plan Year Total</b>		<b>600000</b>	<b>0</b>	<b>0</b>	<b>600000</b>	<b>34312</b>	<b>42605</b>

**1997-2002 Ninth Five Year Plan**

18	1704-IND Karnataka Ur. Dev.& Coastal Environment Management (May 19 2000)	145000	14514	128993	16007	1648	40452
19	1813-IND Calcutta Environmental Improvement Project (Dec 18 2001)	162707	15073	127742	34965	2829	41129
20	1826-IND Gujarat Earthquake Rehabilitation and Reconstructi (Apr 26 2001)	315143	16282	143355	171788	11026	131355
21	1839-IND Western Transport Corridor Project (Dec 14 2001)	145602	12382	108821	36781	2816	53032
<b>Plan Year Total</b>		<b>768452</b>	<b>58252</b>	<b>508910</b>	<b>259542</b>	<b>18318</b>	<b>265968</b>

क्र. संख्या Sl. No.	ऋण ब्यौरा/ आयोजना वार Loan Details/ Planwise	31.3.2024 तक प्राप्त की गई ऋण राशि Loan Amt. Availed Upto 31.3.2024	मूलधन की पुनःअदायगी Principal Repaid		31.3.2024 को बकाया लेखा बंदी ऋण Closing Debt Outstanding as on 31.3.2024	व्याज और अन्य प्रभारों की अदायगी Payment of Interest & other charges	
			2023-24 के दौरान During 2023-24	31.3.2024 तक Upto 31.3.2024		2023-24 के दौरान During 2023-24	31.3.2024 तक Upto 31.3.2024
<b>2002-2007 Tenth Five Year Plan</b>							
22	1870-IND WB Corridor Development Project (Dec 10 2002)	79207	6643	54896	24311	1757	21435
23	1944-IND East-West Corridor Project (Aug 25 2003)	320000	24761	211597	108403	7756	86975
24	1981-IND Railway Sector Improvement Project (Apr 21 2004)	201915	15163	124138	77777	5346	48643
25	2018-IND Rural Roads Sector - I Project (Nov 25 2004)	366442	25645	214516	151926	10452	93433
26	2029-IND National Highways Sector-I Project (Oct 27 2004)	399602	27956	233985	165617	11186	100463
27	2046-IND Urban Water Supply & Environment Imp. in M.P. (Mar 9 2005)	158023	11313	91005	67019	4611	35037
28	2050-IND Chattisgarh State Roads Dev. (Sector) Project (Dec 14 2004)	160420	11433	92691	67729	4660	35527
29	2142-IND Assam Governance and Public Resource Devl. Proj. (Dec 16 2004)	22032	1368	10318	11714	764	4942
30	2151-IND Infrastructure Rehabilitation Project in J& K. (Mar 17 2005)	250000	15329	118702	131298	8558	54093
31	2154-IND National Highway Sector-II Project. (Dec 15 2005)	388345	23555	186587	201758	13150	82263
32	2159-IND Chhattisgarh Irrigation Dev. Project (Mar 20 2006)	32444	2032	15028	17416	1135	7272
33	2166-IND Tsunami Emergency Assistance (Sector) Project (May 12 2005)	98268	2840	20145	78123	4896	26696
34	2226-IND Kerala Sustainable Urban Dev. Project (Dec 8 2006)	113881	6799	49046	64835	4269	29157
35	2248-IND Rural Roads Sector II Investment - Program 1 (Aug 29 2006)	173909	9061	68729	105180	6834	46396
36	2293-IND Kolkata Environmental Imp. Project....supplementary (Feb 21 2007)	79062	7931	60665	18397	1488	12923
37	2309-IND Uttarakhand Power Sector Investment Program - Project 1 (Feb 22 2007)	22900	1154	8203	14697	950	5927
<b>Plan Year Total</b>		<b>2866452</b>	<b>192981</b>	<b>1560251</b>	<b>1306201</b>	<b>87813</b>	<b>691180</b>
<b>2007-2012 Eleventh Five Year Plan</b>							
38	2308-IND Uttaranchal State Road Investment Prog (Oct 25 2007)	40353	2002	14864	25489	1617	8549
39	2312-IND North Karnataka Urban Sector Invest.Prog. (Proj.I) (Jan 23 2008)	23421	1177	8435	14986	945	4979
40	2323-IND Madhya Pradesh Power Sector Investment Program - Project 1 (TCE) (Apr 12 2007)	97265	4867	58328	38937	2598	17654
41	2324-IND Madhya Pradesh Power Sector Investment Program - Project 2 (DEE) (Apr 12 2007)	40746	2048	24364	16382	1093	7075
42	2330-IND M.P. State Roads Sector Project.II (Jul 23 2007)	316831	15842	182178	134653	8777	55429
43	2331-IND Jammu & Kashmir Urban Sector Dev. Inv. Prog. (Proj.1) (Dec 28 2007)	37084	1793	12181	24902	1541	7153
44	2346-IND Madhya Pradesh Power Sector Investment Program (MFF) - Project 3. (Aug 23 2007)	141911	7105	81517	60394	4010	26123
45	2347-IND Madhya Pradesh power sector Investment Program - Project 4 - (Mar 7 2008)	74159	3725	42495	31664	2102	12719
46	2366-IND Rajasthan Urban Sector Development Investment Program (Project-1) (Jan 17 2008)	50021	2367	17145	32876	2143	10926
47	2410-IND Uttarakhand Urban Sector Development Investment Program (Project-1) (Oct 23 2008)	56790	2642	16886	39904	2325	8682
48	2414-IND Rural Road Sector II Investment Program - Project 2 (Mar 28 2008)	38095	1715	12143	25952	1574	7113
49	2443-IND Bihar State Higways Project (Nov 10 2008)	351520	17576	184548	166972	10059	47474
50	2444-IND Orissa Integrated Irrigated Agriculture and Water Management Investment Pro (Feb 25 2009)	16500	734	4449	12051	728	2882
51	2445-IND Rural Road Sector-II Investment Prog.—Prog.3 (Nov 10 2008)	121730	5220	35994	85736	5180	21738
52	2456-IND Urban Water Supply & Environmental Imp. Proj. in M.P. ( Suppl.) (Nov 10 2008)	51579	3878	28585	22995	1477	7190
53	2458-IND Uttarakhand State Road Investment Program-Project 2 (Feb 10 2009)	106930	4374	29143	77787	4527	17652
54	2461-IND Himachal Pradesh Clean Energy Development Investment Program (HPCEDIP) (Nov 10 2008)	141979	6124	41397	100582	5497	21920
55	2498-IND Uttarkhand Power Sector Invest. Program-Proj.2 (Feb 25 2009)	9307	410	2575	6732	401	1999
56	2502-IND Uttarkhand Power Sector Invest. Program-Proj.3 (Feb 25 2009)	25409	1056	6635	18773	1115	4212
57	2506-IND Rajasthan Urban Sector Dev. Invest.Program-Proj-2 (Feb 18 2009)	117260	5091	33641	83619	5052	19995
58	2520-IND MP Power Sector Investment Program (Proj.5) (May 27 2009)	134018	6755	66469	67549	4136	18793

क्र. संख्या Sl. No.	ऋण ब्यौरा/ आयोजना वार Loan Details/ Planwise	31.3.2024 तक प्राप्त की गई ऋण राशि Loan Amt. Available Upto 31.3.2024	मूलधन की पुनःअदायगी Principal Repaid		31.3.2024 को बकाया लेखा बंदी ऋण Closing Debt Outstanding as on 31.3.2024	व्याज और अन्य प्रभारों की अदायगी Payment of Interest & other charges	
			2023-24 के दौरान During 2023-24	31.3.2024 तक Upto 31.3.2024		2023-24 के दौरान During 2023-24	31.3.2024 तक Upto 31.3.2024
59	2527-IND National Highway Corridor (Sector) I Project-Supplementary (Aug 4 2009)	100000	7404	56090	43910	2765	13386
60	2528-IND National Eastern Region Capital Cities Dev. Investment Prog.- Project 1 (Aug 4 2009)	24955	986	6017	18938	1092	3887
61	2535-IND rural road sector II invest. prog. 4 (Sep 3 2009)	185000	7196	46769	138231	8191	32670
62	2536-IND Mizoram Public Resource Management Program (Sep 17 2009)	94000	12191	87444	6556	898	9611
63	2537-IND Developing Public Resource Management Project in Mizoram (Sep 17 2009)	1259	177	1164	95	13	162
64	2578-IND South Asia Tourism Infrastructure Development Project - India Portion (Oct 4 2010)	10396	418	2358	8039	464	1598
65	2592-IND Assam Power Sector Enhancement Invest. program—Project 1 (Feb 15 2010)	44205	3150	20134	24071	1528	6717
66	2594-IND Jharkhand State Roads Project (Jul 16 2010)	165911	6547	40145	125766	7298	25924
67	2596-IND Himachal Pradesh Clean Energy Development Investment Program-Project-2 (Mar 12 2010)	50844	1891	11687	39157	2121	8040
68	2638-IND North Karnataka Urban Sector In vest. Prog. Proj.2 (Dec 16 2010)	116072	4136	23910	92162	5320	18287
69	2651-IND Rural Roads Sector II Investment Program (Project-5) (Aug 2 2010)	192258	6783	41126	151132	8671	31838
70	2663-IND Bihar State Highway II Project (Dec 22 2010)	246273	8826	49619	196655	11785	41535
71	2676-IND Infrastructure Development Investment Program for Tourism - Project 1 reg. (Jul 20 2011)	43423	1558	8704	34719	2110	7254
72	2677-IND Assam Power Sector Enhancement Investment Prog. Project-2 (Jan 17 2011)	63121	3880	22230	40891	2334	9456
73	2679-IND Sustainable Coastal Protection and Management Investment Program Proj.1 (Aug 17 2011)	36484	1306	7394	29090	1768	6276
74	2681-IND Bihar Power System Improvement Project (Jun 15 2011)	116217	4029	19783	96434	5300	16387
75	2684-IND Assam Integrated Flood and Riverbank Erosion Risk Management Invest. Prog. (May 10 2011)	42009	1464	6977	35032	1966	6893
76	2687-IND Himachal Pradesh Clean Energy Development Investment Program - Project-3 (Jan 17 2011)	177849	5982	34687	143162	7868	29947
77	2705-IND karnataka State Highway Improvement Project (Jul 20 2011)	263192	9017	47394	215798	12384	40418
78	2725-IND Rajasthan Urban Sector Dev Investment Program. Proj.3 (Mar 17 2011)	52604	1863	11090	41514	2523	9506
79	2732-IND M.P. Power Sector Investment Prog Proj.6 (May 10 2011)	55355	1953	11841	43514	2608	9781
80	2736-IND M.P. State Roads Project.III (Jun 15 2011)	222115	11130	88550	133565	7557	32290
81	2764-IND Madhya Pradesh Energy Efficiency Imp. Invest. Prog. Project. (Aug 17 2011)	146074	4973	27053	119021	7116	24957
82	2778-IND Gujarat Solar Power Corporation Ltd. (Feb 27 2012)	65617	3293	24448	41168	2525	10200
83	2794-IND Himachal Pradesh Clean Energy Trasmission Investment Pgm. Pj. I (Dec 15 2011)	111936	3652	18189	93747	5770	18347
84	2800-IND Assam Power Sector Enhancement Investment Program (MFF) - Project-3 (Feb 27 2012)	29961	1664	8786	21175	1200	4835
85	2806-IND Assam Urban Infrastructure Investment Prog. Project-1 (Mar 9 2012)	46250	1558	6266	39984	2461	6566
86	2830-IND M.P. Energy Efficiency Improvement Investment Program (MFF)Project-2 (Feb 27 2012)	149014	4580	23121	125894	7440	25228
87	2837-IND Agribusiness Infrastructure Dev. Investment Prog. Proj.2 (Jan 18 2012)	525	16	85	440	26	196
<b>Plan Year Total</b>		<b>4845827</b>	<b>218125</b>	<b>1657031</b>	<b>3188796</b>	<b>189993</b>	<b>782449</b>
<b>2012-2017 Twelfth Five Year Plan</b>							
88	2770-IND North Eastern State Roads Invest. Program-Project 1 (Jul 9 2012)	74478	2493	10493	63985	3818	9865
89	2793-IND Railway Sector Investment Program-Tranche-1 (Jul 9 2012)	150000	4831	25995	124005	7528	26101
90	2797-IND Uttarakhand Urban Sector Development Investment Program (Project-2) (Jan 31 2013)	50196	1544	7747	42449	2333	7918
91	2833-IND Infrastructure Development Investment Program for Tourism-Project 2. (Apr 2 2012)	30855	949	4779	26076	1518	4957
92	2834-IND North Eastern Region Capital Cities Dev. Investment Prog project-2 (Nov 19 2012)	56548	1755	8309	48238	2851	8466
93	2861-IND Bihar Urban Development Investment Program-project 1 (Mar 25 2013)	25400	802	3342	22058	1355	4215

क्र. संख्या Sl. No.	ऋण ब्यौरा/ आयोजना वार Loan Details/ Planwise	31.3.2024 तक प्राप्त की गई ऋण राशि Loan Amt. Aailed Upto 31.3.2024	मूलधन की पुनःअदायगी Principal Repaid		31.3.2024 को बकाया लेखा बंदी ऋण Closing Debt Outstanding as on 31.3.2024	व्याज और अन्य प्रभारों की अदायगी Payment of Interest & other charges	
			2023-24 के दौरान During 2023-24	31.3.2024 तक Upto 31.3.2024		2023-24 के दौरान During 2023-24	31.3.2024 तक Upto 31.3.2024
94	2881-IND Rural Connectivity Investment Program (proj-I) (Apr 2 2013)	225537	6553	32881	192656	12038	44164
95	2882-IND North Karnataka Urban Sector Investment Program-Project-3 (Sep 9 2013)	43368	2168	14095	29273	1871	7550
96	2894-IND Bihar State Highway II Project (Additional Financing) (Aug 12 2013)	182166	9330	56214	125951	7976	29670
97	2914-IND Himachal Pradesh Clean Energy Development Investment Program-Proj-4 (Nov 19 2012)	50702	1466	7600	43101	2490	11976
98	2924-IND Uttarakhand Power Sector Investment Program - Project 4 (Jun 4 2013)	7281	201	959	6322	365	1740
99	2925-IND Jammu & Kashmir Urban Sector Dev. Investment Perogram Project-2 (May 16 2013)	78300	2274	11447	66854	4023	14107
100	2926-IND West Bengal Development Finance Program (Nov 6 2012)	400000	38307	232263	167737	11384	56523
101	2981-IND Chhattisgarh State Road Sector Project (Feb 26 2014)	246954	6873	31088	215866	13162	39291
102	3001-IND Himachal Pradesh Clean Energy Transmission Investment Program-Proj-2 (Sep 29 2014)	78350	2187	9663	68687	4347	13153
103	3033-IND Supporting Human Capital Development in Meghalaya (Jan 23 2014)	82843	2210	8761	74082	4683	12538
104	3040-IND Uttarakhand State Road Investment Program Proj-3 (Dec 24 2013)	124873	6244	34340	90533	5790	21523
105	3052-IND Rajasthan Renewable Energy Transmission Investment Program - Project 1 (Sep 12 2014)	50215	2512	13792	36423	2329	8530
106	3053-IND Kolkata Environment Improvement Investment Program - Project-1 (Mar 3 2014)	69499	1838	7887	61612	3843	12090
107	3055-IND Uttarakhand Emergency Assistance Project (Feb 5 2014)	168344	8417	42086	126258	7330	26089
108	3062-IND Jaipur Metro Rail Line 1 - Phase B Project (May 29 2014)	119262	7951	15902	103360	6303	17572
109	3065-IND Rural Connectivity Investment Program (Project 2) (Feb 11 2014)	220928	11046	55232	165696	10184	36959
110	3066-IND MP Power Transmission and Distribution System Imp. Project (Feb 17 2014)	255364	12917	61609	193755	11730	36823
111	3073-IND North Eastern State Roads Investment Program - Project 2 (Feb 17 2014)	125200	6543	27053	98147	6033	14440
112	3088-IND North Karnataka Urban Sector Investment Program - Project-4 (Sep 16 2014)	42559	2128	10640	31919	1962	7242
113	3108-IND Railway Sector Investment Program(Project 2) (Feb 17 2014)	116741	5845	29070	87670	5522	19777
114	3132-IND Jammu and Kashmir Urban Sector Development Investment Program-Project-3 (Dec 30 2014)	45082	2254	10143	34939	2194	7796
115	3140-IND Assam Power Sector Investment Program (Project-1) (Feb 20 2015)	39115	1956	8801	30314	1936	6488
116	3148-IND Karnataka Integrated Urban Water Management Investment Program-Project-1 (Dec 30 2014)	75000	3805	17927	57073	3705	10523
117	3172-IND Karnataka Integrated & Sustainable Water Resources Mgt Inves.Pgm. Prj 1 (May 7 2015)	25099	1261	4930	20169	1172	3279
118	3182-IND Rajasthan Urban Sector Development Program (Sep 11 2015)	250000	22917	112500	137500	8546	27659
119	3183-IND Rajasthan Urban Sector Development Project (Sep 11 2015)	109570	5520	21248	88323	5206	14391
120	3187-IND Punjab Development Finance Program (Nov 28 2014)	200000	15456	67694	132306	8302	25954
121	3188-IND Supporting Kerala Addl. Skill Acquisition Program in Post Basic Education (Nov 27 2014)	100000	6724	29394	70606	4543	15463
122	3189-IND Madhya Pradesh District Connectivity Sector Project (Feb 20 2015)	298905	14945	59781	239124	14688	49078
123	3200-IND Assam Power Sector Enhancement Investment Program-Project 4 (Feb 20 2015)	37080	1854	7416	29664	1784	5583
124	3223-IND Infrastructure Development Investment Program for Tourism _ Project 3 reg. (Sep 28 2015)	91739	6235	23158	68581	4289	10285
125	3257-IND Supporting National Urban Health Mission (Jul 28 2015)	300000	20000	70000	230000	14343	41370
126	3265-IND Orissa Integrated Irrigated Agri. & Water Mang. Invest. Prog.-Project 2 (Jun 7 2016)	65744	4383	17532	48212	3130	10114
127	3276-IND Second Jharkhand State Road project (Jun 3 2016)	91855	6124	21433	70422	4505	12684
128	3306-IND Rural Connectivity Investment Program Project-3 (Nov 6 2015)	230826	15388	53859	176967	11462	38293
129	3327-IND Assam Power Sector Investment Program Project-2 (Nov 7 2016)	24968	1248	3745	21223	1273	3046

क्र. संख्या Sl. No.	ऋण ब्यौरा/ आयोजना वार Loan Details/ Planwise	31.3.2024 तक प्राप्त की गई ऋण राशि Loan Amt. Availed Upto 31.3.2024	मूलधन की पुनःअदायगी Principal Repaid		31.3.2024 को बकाया लेखा बंदी ऋण Closing Debt Outstanding as on 31.3.2024	व्याज और अन्य प्रभारों की अदायगी Payment of Interest & other charges	
			2023-24 के दौरान During 2023-24	31.3.2024 तक Upto 31.3.2024		2023-24 के दौरान During 2023-24	31.3.2024 तक Upto 31.3.2024
130	3337-IND North Eastern Region Capital Cities Development Investment Prog Tranche 3 (Jan 28 2016)	56382	3759	11276	45106	2704	6830
131	3394-IND Climate Adaptation in Vennar Subbasin in Cauvery Delta Project (Jul 14 2016)	82312	1204	2724	79588	4874	11136
132	3424-IND Visakhapatnam-Chennai Industrial Corridor Development Program (Feb 23 2017)	125000	10417	46875	78125	5226	14879
133	3437-IND Madhya Pradesh District Roads II Sector Project (Mar 22 2017)	345839	17359	42060	303779	19584	43274
134	8275-IND Rajasthan Renewable Energy Transmission Investment Program - Project 1 (Sep 12 2014)	71617	716	716	70901	179	1685
<b>Plan Year Total</b>		<b>5742097</b>	<b>312907</b>	<b>1396461</b>	<b>4345636</b>	<b>266410</b>	<b>853087</b>
<b>Grand Total</b>		<b>18005586</b>	<b>1056145</b>	<b>5475025</b>	<b>12530561</b>	<b>772155</b>	<b>2938740</b>

एशियाई अवसंरचना निवेश बैंक  
मुद्रा: अमरीकी डॉलर हजारों में  
**Asian Infrastructure Investment Bank**  
Currency : Thousands U S Dollars

**2017-2018 For Financial Year**

1	0009-1-IND Andhra Pradesh 24x7 - Power for All Project (Jun 22 2017)	86366	6175	12233	74133	5014	12512
2	0025-1-IND Gujarat Rural Roads Project (Aug 4 2017)	329000	20003	40006	288994	19609	50757
<b>Plan Year Total</b>		<b>415366</b>	<b>26178</b>	<b>52239</b>	<b>363126</b>	<b>24623</b>	<b>63269</b>

**2020-2021 For Financial Year**

3	L0409A-IND COVID-19 Active Response and Expenditure Support Program (Jun 19 2020)	750000	39450	39450	710550	42070	61406
<b>Plan Year Total</b>		<b>750000</b>	<b>39450</b>	<b>39450</b>	<b>710550</b>	<b>42070</b>	<b>61406</b>

**2021-2022 For Financial Year**

4	L0523A-IND Coordinated & Responsive Indian Social Protection Sys Pgm (Post-Covid) (Sep 3 2021)	500000	0	0	500000	30681	43073
<b>Plan Year Total</b>		<b>500000</b>	<b>0</b>	<b>0</b>	<b>500000</b>	<b>30681</b>	<b>43073</b>
<b>Grand Total</b>		<b>1665366</b>	<b>65628</b>	<b>91689</b>	<b>1573676</b>	<b>97375</b>	<b>167748</b>

ईईसी (एसएसी)  
मुद्रा: ब्रिटिश पाउंड स्टर्लिंग हजारों में  
**E.E.C.(SAC)**  
Currency : Thousands British Pound Sterling

**1979-1980 Yearly Plan**

1	0025-IN Second ARDC Credit Project (Nov 5 1979)	30332	960	24273	6059	8	5583
<b>Plan Year Total</b>		<b>30332</b>	<b>960</b>	<b>24273</b>	<b>6059</b>	<b>8</b>	<b>5583</b>
<b>Grand Total</b>		<b>30332</b>	<b>960</b>	<b>24273</b>	<b>6059</b>	<b>8</b>	<b>5583</b>

यूरोपियन निवेश बैंक  
मुद्रा: यूरो हजारों में  
**European Investment Bank**  
Currency : Thousands Euros

**2012-2017 Twelfth Five Year Plan**

1	EIBGLN0001 85486-Lucknow Metro Rail Project (Mar 30 2016)	200000	12121	36364	163636	6753	8983
2	EIBGLN0002 87206-Lucknow Metro Rail Project Finance Contract B (Mar 31 2017)	250000	10606	13636	236364	9010	11074
<b>Plan Year Total</b>		<b>450000</b>	<b>22727</b>	<b>50000</b>	<b>400000</b>	<b>15763</b>	<b>20057</b>
<b>Grand Total</b>		<b>450000</b>	<b>22727</b>	<b>50000</b>	<b>400000</b>	<b>15763</b>	<b>20057</b>

फ्रांस  
मुद्रा: यूरो हजारों में  
**France**  
Currency : Thousands Euros

**2017-2018 For Financial Year**

1	CIN109501W Smart City Projects (Mar 10 2018)	100000	6667	6667	93333	4917	7138
<b>Plan Year Total</b>		<b>100000</b>	<b>6667</b>	<b>6667</b>	<b>93333</b>	<b>4917</b>	<b>7138</b>

**2020-2021 For Financial Year**

2	CIN114501S AfD COVID -19 Loan (Jun 18 2020)	200000	0	0	200000	1926	6228
<b>Plan Year Total</b>		<b>200000</b>	<b>0</b>	<b>0</b>	<b>200000</b>	<b>1926</b>	<b>6228</b>

क्र. संख्या Sl. No.	ऋण ब्यौरा/ आयोजना वार Loan Details/ Planwise	31.3.2024 तक प्राप्त की गई ऋण राशि Loan Amt. Aailed Upto 31.3.2024	मूलधन की पुनःअदायगी Principal Repaid		31.3.2024 को बकाया लेखा बंदी ऋण Closing Debt Outstanding as on 31.3.2024	व्याज और अन्य प्रभारों की अदायगी Payment of Interest & other charges	
			2023-24 के दौरान During 2023-24	31.3.2024 तक Upto 31.3.2024		2023-24 के दौरान During 2023-24	31.3.2024 तक Upto 31.3.2024
<b>1985-1990 Seventh Five Year Plan</b>							
3	FRGL2701E FF 1130 Million Protocol dt.24.6.88 (Jun 24 1988)	17369	335	17333	36	4	7113
4	FRGL2702E FF 1130 Million Protocol dt.24.6.88 (Jun 24 1988)	42628	369	41907	722	20	16890
5	FRGL2703E FF 1130 Million Protocol dt.24.6.88 (Jun 24 1988)	4506	105	4394	113	4	2255
6	FRGL2801E FF 1600 Million Protocol dt.12.9.89 (Sep 12 1989)	150467	5090	141385	9082	257	65790
7	FRGL2901E FF 75.35 Million Debt relief dt.27.12.89 (Dec 27 1989)	6437	227	6140	297	9	2568
<b>Plan Year Total</b>		<b>221408</b>	<b>6126</b>	<b>211158</b>	<b>10250</b>	<b>295</b>	<b>94616</b>
<b>1991-1992 Yearly Plan</b>							
8	FRGL3601E GSI-Implim. of Data Base - Multi Metal Exploration (Feb 22 1992)	1479	15	1478	2	0	1157
9	FRGL3604E SCCL-Blasting Gallyary Method in GDK(FF149.4M) (Jan 23 1992)	10002	138	9928	75	4	4402
10	FRGL3605E Implementation of Indo-French Training Centre (Dec 24 1991)	755	13	744	10	0	351
<b>Plan Year Total</b>		<b>12236</b>	<b>167</b>	<b>12150</b>	<b>87</b>	<b>5</b>	<b>5910</b>
<b>1992-1997 Eighth Five Year Plan</b>							
11	FRGL3607E DOT-High Speed Digital Data Link (149.4M dt13.12.91 (Nov 5 1992)	2654	38	2644	10	1	1230
12	FRGL3608E Delhi Water Supply - Ozone Plant (149.4Mdt.13.12.91 (Dec 30 1992)	978	26	953	26	1	419
13	FRGL3609E Mapping & Control of Water Distri System-149.5M (Dec 18 1992)	246	6	228	18	1	87
14	FRGL3610E Pilot Proj. Solor Energy Based Minor Irrigation (May 21 1993)	777	17	754	23	1	349
15	FRGL3613E Setting up of Ground Water Data Base Mana. Pr. II (Jun 30 1993)	134	3	130	4	0	56
16	FRGL3614E Dynamic Regulation of Majalgaon Irrigation Pr. MH (Nov 30 1992)	531	14	588	-57	1	217
17	FRGL3701E Supply of Short Circuit Generator Package(561.2M) (Jan 20 1993)	12530	325	11906	624	17	4638
18	FRGL3705E Import of Tech asst for setting up of mineral rese (Sep 9 1994)	555	14	516	39	1	188
19	FRGL3706E Database for multi-metal expl in some green stone (Sep 9 1994)	402	19	365	36	1	243
20	FRGL3707E Supply of Analytical & Geophysical equpt to GSI (Sep 9 1994)	739	37	689	51	2	507
21	FRGL3708E Implementation of Kottadih project to complete Project (Jan 13 1994)	1292	34	1245	47	1	472
22	FRGL3801E Singareni Collieries Co. Ltd. (Aug 2 1995)	3849	104	3534	316	4	425
23	FRGL3802E GSI-Regional Geochemical Invenry (223.3Mdt.1.12.94) (Mar 28 1995)	1614	46	1464	150	2	535
24	FRGL3803E Delhi Water Supply & Sewage Disposal Undertaking (Apr 30 1996)	7022	189	6089	934	10	1468
25	FRGL3804E Water Mangt Project for Jaipur(223.3Mdt.1.12.94) (Dec 18 1995)	3190	94	2614	577	6	854
26	FRGL4009E Improvement of Watersupply& Sewerage Sys-KN-376M (Apr 26 1996)	7454	182	5965	1489	21	1905
27	FRGL4013E BWSSB (Jan 30 1996)	779	19	601	178	3	355
28	FRGL4014E Chennai Water Supply & Sewerage (Jan 30 1996)	6439	157	4381	2058	29	1459
29	FRGL4104E Upgradation/Augmentation of Kangchup Water Supply (Feb 26 1997)	4930	121	4211	720	4	781
<b>Plan Year Total</b>		<b>56117</b>	<b>1446</b>	<b>48874</b>	<b>7243</b>	<b>104</b>	<b>16187</b>
<b>1997-2002 Ninth Five Year Plan</b>							
30	FRGL3901E AP Dairy Dev Co-op. Fedaration Ltd. (151Mdt19.12.96 (Jun 5 1997)	2891	152	2041	850	1	63
31	FRGL4001E Installation of Fuse Gates in GU(376Mdt.30.1.96) (May 14 1997)	2576	57	2365	212	3	663
32	FRGL4002E Exploration of PGM in Orrisa(376Mdt.30.1.96) (May 26 1997)	655	16	588	67	1	245
33	FRGL4003E Settingup of Geo-Scientific Data Centre atGSI-376M (Jun 9 1997)	6346	155	5708	638	10	1294
34	FRGL4004E Envirenmental Mangmt of Mines&Waste Recoveries-376 (Jun 10 1997)	2494	61	2238	256	4	590
35	FRGL4005E Creation of Freshwater Prawn Hatchery-GU and MH (Dec 2 1997)	1348	33	1131	218	3	427

क्र. संख्या Sl. No.	ऋण ब्यौरा/ आयोजना वार Loan Details/ Planwise	31.3.2024 तक प्राप्त की गई ऋण राशि Loan Amt. Availed Upto 31.3.2024	मूलधन की पुनःअदायगी Principal Repaid		31.3.2024 को बकाया लेखा बंदी ऋण Closing Debt Outstanding as on 31.3.2024	व्याज और अन्य प्रभारों की अदायगी Payment of Interest & other charges	
			2023-24 के दौरान During 2023-24	31.3.2024 तक Upto 31.3.2024		2023-24 के दौरान During 2023-24	31.3.2024 तक Upto 31.3.2024
36	FRGL4007E Microunits for Quality Water Distribution-376M (Aug 13 1997)	1111	27	1001	110	2	299
37	FRGL4008E Fusegates System on Dams in GU-376M (May 17 1999)	5624	143	4782	842	13	1234
38	FRGL4031E NAMCHI Hospital Modernisation Project(Sikkim)-376M (Jul 1 1997)	3654	183	2755	899	14	916
39	FRGL4032E Equipments of SGPGIMS-UP-376M dt.30.1.96 (Aug 13 1997)	543	27	435	108	2	235
40	FRGL4101E Develp. of Costs Models for Mining Project-125M (Jun 19 1998)	234	6	199	35	0	57
41	FRGL4102E Setting up of Information of Tech. Mangmt. Sys-125 (Jun 22 1998)	3644	89	3112	532	3	565
42	FRGL4103E Supply of Drilling Equipmt to GSI Calcutta-125M (Feb 1 1999)	2430	59	2065	365	2	429
43	FRGL4105E Detailed Study for Rehabilitation of Rd-MN-125M (Oct 14 1997)	1162	28	989	173	1	189
44	FRGL4106E Ground Water Exploration Project - Imphal-125M (May 27 1997)	705	17	596	109	1	140
45	FRGL4107E Seabase Breeding Culture Project.-TN-125M (Mar 8 1999)	575	14	460	115	1	109
46	FRGL4108E SGPGI-Supply&Implementation of Medical Equipmt-UP (Jan 25 1998)	4604	112	3827	776	4	881
47	FRGL4201E FF-105 Million Pt. dt.23.11.98,CMC-WB,LA-1 (Nov 23 1998)	5535	135	4482	1053	5	1238
48	FRGL4202E GTTC-KAN-FF-105 Million Pt.dt.23.11.98,LA-2 (Nov 23 1998)	2144	52	1761	382	2	503
49	FRGL4203E GSI-CL-FF105 Million Protocol dt.23.11.98 (Nov 23 1998)	2894	71	2341	552	3	658
50	FRGL4301E Imphal Sewerage Project-Manipur (Dec 4 2001)	8735	514	8478	257	18	2925
51	FRGL4401E Geological Survey of India (Dec 4 2001)	915	54	888	27	2	318
52	FRGL4402E Indian Bureau of Mines (Dec 4 2001)	981	58	952	29	2	340
<b>Plan Year Total</b>		<b>61799</b>	<b>2065</b>	<b>53197</b>	<b>8602</b>	<b>96</b>	<b>14315</b>
<b>2002-2007 Tenth Five Year Plan</b>							
53	FRGL4501E Digital mapping information sys. for Bangalore (Feb 4 2003)	4547	253	3789	758	25	1573
<b>Plan Year Total</b>		<b>4547</b>	<b>253</b>	<b>3789</b>	<b>758</b>	<b>25</b>	<b>1573</b>
<b>2007-2012 Eleventh Five Year Plan</b>							
54	FRGL046E Reorganization of Urban Water Supply Scheme for Jodhpur- RJ (Feb 2 2012)	25873	1725	12074	13799	544	1141
55	FRGL047E Assam project on Forest & Biodiversity Conservation (Feb 22 2012)	30207	2014	14097	16110	45	419
<b>Plan Year Total</b>		<b>56080</b>	<b>3739</b>	<b>26171</b>	<b>29909</b>	<b>589</b>	<b>1560</b>
<b>2012-2017 Twelfth Five Year Plan</b>							
56	CIN106201P Bangalore Metro Phase - II (Sep 3 2015)	200000	20000	70000	130000	6446	14241
57	CIN106401S Kochi Metro Project (Feb 7 2014)	180000	9000	45000	135000	7317	22401
58	CIN107501U Credit Facility Agreement for Nagpur Metro (Nov 17 2016)	130000	9041	16986	113014	5190	9051
59	FRGL048E Bangalore Metro Project CIN 1044 01 P (Feb 14 2013)	110000	7333	47667	62333	3561	17133
60	FRGL049E Reorganisation the Water Supply System of the city of Jodhpur-Phase II (Jul 17 2013)	23000	1533	9200	13800	539	903
<b>Plan Year Total</b>		<b>643000</b>	<b>46908</b>	<b>188853</b>	<b>454147</b>	<b>23053</b>	<b>63728</b>
<b>Grand Total</b>		<b>1355187</b>	<b>67369</b>	<b>550857</b>	<b>804330</b>	<b>31009</b>	<b>211254</b>

जर्मनी  
मुद्रा: यूरो हजारों में  
Germany

Currency : Thousands Euros

**1974-1978 Fifth Five Year Plan**

1	580392E Commodity Aid (Jun 24 1976)	38347	959	35949	2398	23	8618
2	580406E DM 25 M Capital goods Dt.24.6.76 (Jun 24 1976)	12782	320	11982	800	8	2782
3	581852E NLC Loan Dt.2.3.77 (Mar 2 1977)	7669	190	7004	666	6	2371
4	583413E DM 54 M Dt.24.6.76 BHEL (Oct 25 1977)	27098	677	24390	2708	24	6014
5	584436E Commodity Aid (Mar 20 1978)	38347	947	34086	4261	37	8524
6	584916E NLC Loan Dt 2.3.77 (Mar 2 1977)	30678	777	27174	3503	31	9675

क्र. संख्या Sl. No.	ऋण ब्यौरा/ आयोजना वार Loan Details/ Planwise	31.3.2024 तक प्राप्त की गई ऋण राशि Loan Amt. Availed Upto 31.3.2024	मूलधन की पुनःअदायगी Principal Repaid		31.3.2024 को बकाया लेखा बंदी ऋण Closing Debt Outstanding as on 31.3.2024	व्याज और अन्य प्रभारों की अदायगी Payment of Interest & other charges	
			2023-24 के दौरान During 2023-24	31.3.2024 तक Upto 31.3.2024		2023-24 के दौरान During 2023-24	31.3.2024 तक Upto 31.3.2024
7	586625E NLC Loan Dt.2.3.77 (Mar 2 1977)	3579	82	3125	454	4	1130
<b>Plan Year Total</b>		<b>158500</b>	<b>3952</b>	<b>143710</b>	<b>14791</b>	<b>133</b>	<b>39114</b>
<b>2020-2021 For Financial Year</b>							
8	11553839E Covid-19 Social Protection Crisis Response Programme Phase II (Dec 16 2020)	210000	0	0	210000	315	836
9	12656739E Climate Loan Kerala- (Programme) (Dec 22 2020)	100000	0	0	100000	0	0
10	13719594E Covid-19 Social Protection crisis Response Programme (Aug 21 2020)	250000	13157	13157	236843	225	654
<b>Plan Year Total</b>		<b>560000</b>	<b>13157</b>	<b>13157</b>	<b>546843</b>	<b>540</b>	<b>1491</b>
<b>1978-1979 Yearly Plan</b>							
11	585009E DM 35 M Capital Goods (Jun 26 1978)	17895	448	15880	2016	18	3692
12	586293E Commodity Aid (Dec 20 1978)	35790	895	31317	4474	39	8021
<b>Plan Year Total</b>		<b>53686</b>	<b>1343</b>	<b>47196</b>	<b>6489</b>	<b>56</b>	<b>11713</b>
<b>1979-1980 Yearly Plan</b>							
13	1931482E DM 230 M GNF Dt. 08.08.74 (Oct 5 1979)	51129	1263	42289	8840	73	13598
14	587826E DM 85 M Dt.29-6-79 Power Station Trombay (Jun 29 1979)	43460	1087	36394	7066	59	9681
15	588024E DM 70 M Commodity Aid (Jul 13 1979)	35790	885	30483	5307	45	7971
16	588717E DM 230 M Dt. 08.08.74 GNF (Oct 5 1979)	38347	959	32592	5755	49	10065
17	589500E DM 35 M Capital Goods (Jan 16 1980)	17895	442	15020	2876	24	3907
18	589942E DM 65 M BHEL Haridwar (Feb 29 1980)	26499	654	22245	4254	36	5705
<b>Plan Year Total</b>		<b>213121</b>	<b>5290</b>	<b>179023</b>	<b>34098</b>	<b>285</b>	<b>50928</b>
<b>1980-1985 Sixth Five Year Plan</b>							
19	1930958E Capital Goods (Jun 24 1980)	22497	562	18841	3656	31	33764
20	1931016E Comodity credit (Jun 23 1980)	20452	511	17128	3323	28	4528
21	1932950E ARDC III (Dec 17 1980)	31700	793	26153	5548	46	6709
22	1933051E DM 38M ARDC.III (Jun 23 1980)	19429	486	16029	3400	28	4290
23	1933752E Ocean Research Vessel (Feb 24 1981)	25565	632	20825	4740	39	5405
24	1933817E DM 532 M NLC.II (Mar 10 1981)	89987	2222	73322	16666	137	18343
25	1937065E DM 40 M Capital Goods (Dec 11 1981)	20452	511	16361	4090	34	4313
26	1937073E DM 45 M Com.Credit (Dec 11 1981)	23008	575	18407	4602	38	5043
27	1937197E DM 23 M RWS M.P. (Dec 28 1981)	11760	294	9408	2352	19	2400
28	1937669E DM 20 M BHEL (Feb 10 1982)	10226	253	8079	2147	18	2234
29	1938584E DM 532 M NLC II Loan (Apr 24 1982)	29655	741	23353	6302	51	6219
30	1938827E DM 240 M NTPC (May 29 1982)	86166	2148	67904	18262	149	18602
31	1939122E Ocean Research Vessel (Jul 1 1982)	10226	253	7953	2273	18	2233
32	1941208E Commodity Credit (Dec 14 1982)	30678	767	23775	6902	56	4667
33	1941240E DM 40 M ARDC.III (Dec 17 1982)	20452	511	15850	4602	37	4470
34	1942050E Capital Goods (Feb 25 1983)	20452	505	15653	4799	39	4326
35	1942204E Commodity Credit Dt. 11.3.83 (Mar 11 1983)	15850	392	12129	3721	30	3409
36	1943170E DM 532 M. NLC II (Jun 7 1983)	79250	1981	60428	18823	152	16987
37	1944258E Capital Goods Dt.12.9.83 (Sep 12 1983)	12782	316	9623	3160	25	2694
38	1944908E Commodity Credit (Oct 27 1983)	11248	281	8436	2812	23	2446
39	1948563E DM 190 M NTPC Korba (May 23 1984)	40903	1023	30166	10737	86	8659
40	1948571E DM 190 M NTPC Korba (27.472+27.472) (May 23 1984)	14046	366	10202	3844	31	3037
41	1948598E DM 10 M Commodity Aid (May 18 1984)	5113	128	3771	1342	11	1092
42	1949144E 532 M NLC II (Jun 25 1984)	23008	575	16968	6040	49	5041
43	1949527E DM 30 M Commodity Aid (Jul 6 1984)	15339	379	11166	4173	33	3322
44	2816679E DM 15 M Capital Goods (Aug 14 1984)	7669	189	5581	2089	17	1616
45	2817934E DM 20 M HUDCO (Nov 12 1984)	10226	256	7414	2812	23	2022
46	2818418E DM 19.6 M Commodity Aid (Dec 5 1984)	10021	251	7265	2756	22	2117
47	2822458E DM 60 M Capital Goods (Sep 24 1984)	30678	758	22342	8335	67	6424
48	2822733E DM 145 M NTPC(Ramagundam) (Sep 28 1984)	35079	911	25056	10023	80	7789
<b>Plan Year Total</b>		<b>783915</b>	<b>19570</b>	<b>609586</b>	<b>174329</b>	<b>1418</b>	<b>194201</b>
<b>1985-1990 Seventh Five Year Plan</b>							
49	113219E NLC III Dt. 27.1.87 (Jan 27 1987)	6136	205	4090	2045	16	1118
50	2930250E DM 60 M Capital Goods (Jul 10 1985)	30678	758	21585	9093	72	6391
51	2930641E DM 20.4 M Commodity Aid (Aug 6 1985)	10430	261	7432	2999	24	2198
52	2930803E DM 8 M Cable termination Boxes Calcutta DOT (Aug 23 1985)	1815	45	1275	540	4	381
53	2931354E DM 532 M NLC II (Sep 20 1985)	30678	758	21587	9090	72	6893
54	3401715E DM 21.5 M commodity aid (Mar 26 1986)	10993	272	7593	3400	27	2330
55	3401731E DM 35 M Capital Goods XIX (Mar 25 1986)	17895	442	12369	5526	44	3642
56	3401758E DM 170 M Dt.25.3.86 HBJ gas pipe line (Mar 25 1986)	31842	797	22283	9559	76	17951
57	3404021E DM 55 M Commodity Aid XXII (Jul 18 1986)	28121	694	19094	9027	72	5892
58	3404048E DM 25 M Capital Goods XX (Jul 17 1986)	12782	316	8675	4108	33	2515
59	3409163E DM 180 M NLC (Jan 27 1987)	46016	1195	29878	16138	128	9260



क्र. संख्या Sl. No.	ऋण ब्यौरा/ आयोजना वार Loan Details/ Planwise	31.3.2024 तक प्राप्त की गई ऋण राशि Loan Amt. Aailed Upto 31.3.2024	मूलधन की पुनःअदायगी Principal Repaid		31.3.2024 को बकाया लेखा बंदी ऋण Closing Debt Outstanding as on 31.3.2024	व्याज और अन्य प्रभारों की अदायगी Payment of Interest & other charges	
			2023-24 के दौरान During 2023-24	31.3.2024 तक Upto 31.3.2024		2023-24 के दौरान During 2023-24	31.3.2024 तक Upto 31.3.2024
60	3412245E DM 6 M NDDB (Jun 22 1987)	3068	77	2032	1035	8	593
61	3412253E DM 37.5 M Capital Goods (Jun 24 1987)	19173	480	12699	6474	51	3813
62	3413330E DM 31M 7Rly.Accident Relief Equip. (Aug 20 1987)	7486	185	4894	2592	20	1444
63	3413527E DM 22.5 M Capital Goods xxii (Aug 20 1987)	11504	284	7524	3980	31	11818
64	3413667E DM 45 M MP Rural Water Supply (Aug 20 1987)	1273	25	922	351	3	739
65	3415120E DM 45 M commodity aid XXXIII (Sep 14 1987)	23008	569	15048	7960	63	4749
66	3415708E DM 26 M Mysore Cement (Oct 20 1987)	4297	114	2707	1589	13	910
67	3416798E N.A.B.A.R.D. IV (Dec 17 1987)	35790	895	23264	12527	99	7444
68	3417220E F 1391 DM 8.9 M Accident Relief Dt.31.12.87 (Dec 31 1987)	1994	50	1293	701	6	394
69	3418634E Neyveli Lignite Corporation (Jan 27 1987)	56242	1461	35054	21188	167	11584
70	3420051E DM 70 M Farakka Tharmal Power Project (Mar 30 1988)	6606	176	4045	2561	20	1485
71	3420108E DM 11 M Cable Termination Boxes-II (Mumbai) (Mar 31 1988)	2222	55	1421	801	6	443
72	3420922E DM 12.3 M Rajasthan Minor Irrigation Programme (Apr 29 1988)	6289	157	4005	2283	18	1120
73	3422631E DM 60 M Capital Goods XXIII (Jul 26 1988)	30678	758	19311	11366	90	5976
74	3424693E Commodity Credit XXXIV (Sep 20 1988)	6749	167	4247	2502	20	1321
75	3425320E DM 80 M Capital Goods XXIV (Dec 4 1988)	40903	1023	25565	15339	121	7837
76	3426033E DM 532 M NLC II (Dec 5 1988)	8092	202	5057	3034	24	1943
77	3426211E DM 20 M Commodity Aid xxxv (Dec 9 1988)	10226	256	6391	3835	30	2136
78	3427137E DM 45 M Commodity Aid XXXIV (Sep 20 1988)	16259	402	10232	6027	47	3183
79	3429490E DEM 172.38 M Ramagundam Open Cast Mine II (Mar 30 1989)	44070	1208	25351	18719	147	8135
80	4261747E DM 30 M Rail Coach Factory Kapurthala (Apr 17 1989)	1494	40	876	618	5	373
81	4261763E Railway Coil Spring Factory (Apr 17 1989)	5752	151	3405	2347	18	1175
82	4262255E NLC DT 27.1.87 (Jan 27 1987)	30678	876	17089	13589	107	6560
83	4262808E DM 30 M HUDCO II (Jun 21 1989)	15339	383	9395	5944	47	2974
84	4263057E DM 50.7M commodity Aid XXXVI (Jun 28 1989)	23008	767	18790	4218	36	4179
85	4264274E Commodity Aid XXXVI (Jun 28 1989)	2914	97	2380	534	5	529
86	4267451E DM 25 M HDFC(EWS) (Dec 5 1989)	12782	320	7661	5121	40	2424
<b>Plan Year Total</b>		<b>655282</b>	<b>16918</b>	<b>426521</b>	<b>228760</b>	<b>1811</b>	<b>153852</b>
<b>1990-1991 Yearly Plan</b>							
87	4273605E DM 78.2 M Commodity Aid xxxvii (Jul 20 1990)	39983	1311	30806	9177	76	7311
88	4274733E Combined Circle PowerStation Dadri (Aug 30 1990)	82669	2901	62361	20308	169	11879
89	4276353E DM 198 M Dt 22.11.90 Uran Power (Nov 22 1990)	50618	1368	27358	23260	182	9965
90	4278828E Combined Circle Power Station DADRI (Aug 30 1990)	30678	1077	22602	8076	67	4493
91	4278836E DM 100 M Commodity Aid xxxviii (Feb 28 1991)	51129	1677	38551	12578	104	9176
92	4278844E DM 79 M Capital Goods XXV/XXVI (Feb 28 1991)	40392	1324	30458	9934	82	7160
93	4290445E URAN Power (Nov 22 1990)	28048	1039	19217	8831	72	5242
<b>Plan Year Total</b>		<b>323517</b>	<b>10697</b>	<b>231353</b>	<b>92164</b>	<b>751</b>	<b>55226</b>
<b>1991-1992 Yearly Plan</b>							
94	4285166E DM 77.70 M Railway Investment Program I (Oct 22 1991)	5701	212	4008	1693	14	1190
95	4288130E DM 61 Capital Goods XXVII (Jan 24 1992)	10226	335	7375	2851	23	1818
96	4289900E DM 50M Fertilizer Sector Programme-I (Mar 31 1992)	25565	839	18437	7127	58	4557
<b>Plan Year Total</b>		<b>41491</b>	<b>1386</b>	<b>29820</b>	<b>11672</b>	<b>95</b>	<b>7565</b>
<b>1992-1997 Eighth Five Year Plan</b>							
97	1094640E Fertiliser Sector Program V (Dec 20 1996)	23008	822	12320	10688	85	3955
98	111119E Fertiliser Sector Program II- 60M (Oct 27 1993)	30678	1023	20452	10226	82	5411
99	119975E Rajasthan Rural Water supply & drainage (Jun 17 1994)	20452	511	9970	10481	81	3406
100	122707E Fertilizer Sector Program III (Jul 28 1994)	30678	1158	17942	12735	102	5692
101	314336E DM 12 M Rajiv Gandhi Cancer Institutedt 23.2.95 (Feb 1 1995)	6136	201	3819	2317	19	1034
102	323416E PPL-Fertilizer Sector Program IV (Jul 28 1994)	35790	1351	19580	16210	129	6515
103	335767E RehabilitationUran Gas Plant (Dec 11 1995)	6531	218	3914	2617	21	1036
104	4290232E DM 45 M Dt.3-4-92 Structural Adjustment (Apr 3 1992)	23008	767	16489	6519	53	4116
105	9151975E Rural Water Supply Rajasthan, Ph.I (Jun 17 1994)	1057	34	255	802	6	156
106	99350E Orissa Lift Irrigation Project (Feb 19 1993)	21844	690	15289	6556	53	3508
<b>Plan Year Total</b>		<b>199181</b>	<b>6775</b>	<b>120030</b>	<b>79151</b>	<b>632</b>	<b>34829</b>
<b>1997-2002 Ninth Five Year Plan</b>							
107	1421147E Modernisation of Signaling System-Kanpur-Delhi (Aug 1 1997)44415	783	33452	10963	87	5806	
108	2124340E DM 70 M. Fert. Sector VI (Sep 11 1998)	35790	1174	18182	17609	139	5666
109	2382239E Minor Irrig.Prog.Maharashtra Dt.31-12- 98 (Jun 1 2000)	14412	458	7536	6876	54	1929
110	7349691E Fertilizer Sector Programme VII (Oct 29 2001)	20336	678	8134	12201	95	2964
111	9361337E Rural Water Supply & Sanitation-MH (Dec 28 2000)	11493	381	5056	6437	50	1549
<b>Plan Year Total</b>		<b>126446</b>	<b>3474</b>	<b>72359</b>	<b>54086</b>	<b>425</b>	<b>17914</b>

क्र. संख्या Sl. No.	ऋण ब्यौरा/ आयोजना वार Loan Details/ Planwise	31.3.2024 तक प्राप्त की गई ऋण राशि Loan Amt. Aailed Upto 31.3.2024	मूलधन की पुनःअदायगी Principal Repaid		31.3.2024 को बकाया लेखा बंदी ऋण Closing Debt Outstanding as on 31.3.2024	व्याज और अन्य प्रभारों की अदायगी Payment of Interest & other charges	
			2023-24 के दौरान During 2023-24	31.3.2024 तक Upto 31.3.2024		2023-24 के दौरान During 2023-24	31.3.2024 तक Upto 31.3.2024
<b>2002-2007 Tenth Five Year Plan</b>							
112	3385263E Pulse Polio Immunization VIII (Dec 12 2006)	20000	666	4662	15338	119	2391
<b>Plan Year Total</b>		<b>20000</b>	<b>666</b>	<b>4662</b>	<b>15338</b>	<b>119</b>	<b>2391</b>
<b>2007-2012 Eleventh Five Year Plan</b>							
113	225059E Supercritical Power Station Krishnapatnam - AP (Dec 11 2008)	45000	1610	11270	33730	262	4672
114	290191E Pulse Polio Immunization Programme-IX (Dec 20 2007)	40816	1324	7946	32870	254	4601
115	3006351E Pulse Polio Immunization Programme XI (Dec 11 2008)	12490	416	2080	10410	80	1295
116	7147741E Sustainable Municipal Infrastructure Financing in Tamil Nadu (Jul 9 2008)	10000	328	1800	8200	63	908
117	7711936E Pulse Polio Immunization Programme XIV (Dec 16 2009)	10000	332	1328	8672	67	776
118	8042041E Sopercritical Power Station Krishnapatnam-AP (Dec 11 2008)	76540	2730	19110	57430	446	7893
119	9216047E NABARD XI-Reform of The Rural Cooperative Credit Structure (Dec 20 2007)	30000	1000	6000	24000	186	2969
120	9248452E Polio Immunization Programme XI (Dec 11 2008)	1091	26	130	961	7	114
<b>Plan Year Total</b>		<b>225937</b>	<b>7766</b>	<b>49664</b>	<b>176273</b>	<b>1366</b>	<b>23227</b>
<b>2012-2017 Twelfth Five Year Plan</b>							
121	10015554E Green Energy Corridors Intra State Transmission System in HP (Oct 5 2015)	16700	6067	12298	4402	154	1034
122	11178503 Nagpur Metro Project (Apr 1 2016)	107800	32258	65774	42026	2580	6053
123	12237800E Green Energy Corridors - Intra State Transmission System in Andhra Pradesh (Oct 5 2015)	32000	1666	1666	30334	549	3035
124	12279000 Nagpur Metro Project (Apr 1 2016)	142100	0	0	142100	5631	9438
125	13411370E Climate Friendly Urban Mobility-Integrated Water Trnsport Kochi (Jun 17 2016)	220	0	220	0	0	12
126	13412920E GEC-Intrastate Transmission syhstem in Gujarat (Jun 30 2016)	0	0	0	0	0	86
127	15586494E Himachal Pradesh Forest Ecosystem Climate Proofing (Dec 29 2015)	500	0	500	0	0	97
128	15619068E GEC-Intrastate Transmission system in Gujarat (Jun 30 2016)	48073	0	0	48073	702	1929
129	16712454 Nagpur Metro Project (Apr 1 2016)	128700	0	0	128700	5100	7526
130	17793176E Green Energy Corridors - Intra State Transmission System in Andhra Pradesh (Oct 5 2015)	15000	0	0	15000	257	758
131	17822450 Nagpur Metro Project (Apr 1 2016)	90400	0	0	90400	3164	4060
132	18993416 Chennai Water Production and Demand Management Programe-I (Jun 28 2016)	17000	6930	13381	3619	162	967
133	18994239 GEC-Intra State Transmission System in Madhya Pradesh (Jun 30 2016)	45000	11809	25425	19575	432	2739
134	18994240E GEC-Intra State Transmission System in Madhya Pradesh (Jun 30 2016)	45361	0	0	45361	692	2404
135	18995877E GEC-Intrastate Transmission System in Gujarat (Jun 30 2016)	40363	9382	18057	22306	428	2396
136	2167623E Environment Related Urban Infrastructure Development Odisha (Aug 2 2012)	22499	3452	3452	19047	392	2646
137	3618214E Sustainable Municipal Infrastructure Financing in TN-Phase-II Part-2 (Jun 18 2014)	5000	0	5000	0	0	463
138	3663743E Sustainable Municipal Infrastructure Financing in Tamil Nadu Ph 2 Pt. 1 (Dec 19 2012)	20000	0	20000	0	0	1593
139	4191383E Environment Related Urban Infrastructure Development Odisha (Aug 2 2012)	15000	1310	15000	0	12	1486
140	44188E Sustainable Municipal Infrastructure Financing in TN-Phase-II Part-2 (Jun 18 2014)	5000	0	0	5000	38	292
141	5134259E Green Energy Corridors -Intra-State Transamission System in TN (Dec 17 2014)	16000	0	16000	0	0	1208
142	529723E Green Energy Corridors - Intra State Transmission System in Andhra Pradesh (Oct 5 2015)	21000	4810	21000	0	55	1976
143	5774016E Sustainable Municipal Infrastructure Financing in TN-Phase-II Part-2 (Jun 18 2014)	25000	10000	25000	0	159	2627
144	6282843E Environment Related Urban Infrastructure Development Odisha (Aug 2 2012)	2500	0	2500	0	0	136
145	6849175E Sustainable Municipal Infrastructure Financing in Tamil Nadu Ph2 Pt.1 (Dec 19 2012)	10000	0	10000	0	0	829
146	7354672E Shoogtong-Karcham Hydropower Project- HP (Dec 21 2012)	13139	0	13139	0	0	6192

क्र. संख्या Sl. No.	ऋण ब्यौरा/ आयोजना वार Loan Details/ Planwise	31.3.2024 तक प्राप्त की गई ऋण राशि Loan Amt. Available Upto 31.3.2024	मूलधन की पुनःअदायगी Principal Repaid		31.3.2024 को बकाया लेखा बंदी ऋण Closing Debt Outstanding as on 31.3.2024	व्याज और अन्य प्रभारों की अदायगी Payment of Interest & other charges	
			2023-24 के दौरान During 2023-24	31.3.2024 तक Upto 31.3.2024		2023-24 के दौरान During 2023-24	31.3.2024 तक Upto 31.3.2024
147	7383864E Green Energy Corridors - Intra State Transmission System in Tamilnadu (Dec 17 2014)	50000	7238	16571	33429	632	4678
148	7383880E Green Energy Corridors - Intra State Transmission System in Tamilnadu (Dec 17 2014)	10000	0	0	10000	163	798
149	7389275E Green Energy Corridors -Intra-State Transamission System in Raj. (Dec 17 2014)	5000	0	5000	0	0	279
150	7390204E Green Energy Corridors - Intra State Transmission System in Rajasthan (Dec 17 2014)	20000	4666	15997	4003	122	1617
151	7390308E Green Energy Corridors - Intra State Transmission System in Rajasthan (Dec 17 2014)	16500	0	0	16500	268	1245
152	7391555E Green Energy Corridors - Intra State Transmission System in Rajasthan (Dec 17 2014)	7500	0	0	7500	122	354
153	7735988E Green Energy Corridors-Intra State Transmission System in Himachal Pradesh (Oct 5 2015)	2230	0	2230	0	0	274
154	7889464E Sustainable Municipal Infrastructure Financing in Tamil Nadu Ph. 2 Pt. 1 (Dec 19 2012)	48000	8000	16000	32000	684	4089
155	9950643E Shongton-Karcham Hydropower Project-HP (Dec 21 2012)	6787	226	226	6561	50	1168
<b>Plan Year Total</b>		<b>1050372</b>	<b>107814</b>	<b>324437</b>	<b>725936</b>	<b>22547</b>	<b>76483</b>
<b>Grand Total</b>		<b>4411448</b>	<b>198808</b>	<b>2251519</b>	<b>2159929</b>	<b>30179</b>	<b>668934</b>

**अंतरराष्ट्रीय पुनर्निर्माण और विकास बैंक**  
मुद्रा: अमरीकी डॉलर हजारों में  
**International Bank for Reconstruction and Development**  
Currency : Thousands U S Dollars

**2012-2017 Twelfth Five Year Plan**

1	8136-IN Assam State Roads Project (Nov 5 2012)	282700	24281	137312	145387	9881	34122
2	8196-IN H.P.Develop. Policy Loan to Promote Inclusive Green Growth&Sustain.Develop. (Sep 29 2012)	100000	7700	50050	49950	3365	18118
3	8199-IN Himachal Pradesh State Road Project- Additional Financing (Jan 21 2013)	46700	3596	21575	25125	1583	6316
4	8254-IN Second Kerala State Trasport Project -II (Jun 19 2013)	196000	16982	77364	118636	7936	23961
5	8301-IN National Highways Interconnectivity Improvement Project (Jul 1 2014)	307736	24443	124701	183035	12165	43066
6	8313-IN Second Gujarat State Highway Project (Feb 12 2014)	175000	14681	57712	117288	7412	18891
7	8330-IN Technology Centre Systems Programme (Nov 10 2014)	122962	9991	43141	79820	5266	13661
8	8487-IN Punjab Rural Water and Sanitation Sector Improvement Project (May 11 2015)	189418	6936	16132	173285	11006	33498
9	8488-IN Tamil Nadu Sustainable Urban Development Project (Jun 3 2015)	352730	14072	26634	326096	21585	59483
10	8499-IN Tamil Nadu Road Sector Project-II (May 28 2015)	300000	8910	13230	286770	17511	43697
11	8559-IN Swachh Bharat Mission Support Operation (Mar 30 2016)	1259051	70003	210010	1049041	67321	167355
12	8605-IN 1st Programmatic Elect. Disb. Reform Dev. Policy Loan For Raj (Mar 31 2016)	250000	16150	16150	233850	15576	56019
13	8723-IN W.B.Support to Institutional Strengthening of the Gram Panchayats PR PH-II (Mar 22 2017)	201320	0	0	201320	12332	30521
14	TF16957 2nd DPL to Promote Inclusive Green Growth & Sustainable Development in HP (Jun 11 2014)	100000	0	0	100000	250	2728
<b>Plan Year Total</b>		<b>3883615</b>	<b>217745</b>	<b>794012</b>	<b>3089603</b>	<b>193187</b>	<b>551436</b>

**2017-2018 For Financial Year**

15	8755-IN Andhra Pradesh 24x7 - Power for All Project (Jun 22 2017)	129505	9259	18344	111161	7295	18284
<b>Plan Year Total</b>		<b>129505</b>	<b>9259</b>	<b>18344</b>	<b>111161</b>	<b>7295</b>	<b>18284</b>

**2018-2019 For Financial Year**

16	8839-IN National Nutrition Mission (Additional financing for the ISSNIP) (May 7 2018)	179076	11627	22358	156718	10334	21762
17	8864-IN Additional Financing for PMGSY Rural Roads Projects (May 31 2018)	270000	27000	81000	189000	12153	26287
18	8869-IN Second Programmatic Electricity Distribution Reform Development Policy Loan (Aug 28 2018)	250000	13900	41700	208300	13514	30055
19	8909-IN Additional Financing for Dam Rehabilitation and Improvement Project (Mar 8 2019)	28578	2200	5501	23077	1461	3053
20	8918-IN Shimla Water Supply and Sewerage Service Delivery Reform Program (Feb 15 2019)	40000	3480	3480	36520	2310	5070
<b>Plan Year Total</b>		<b>767654</b>	<b>58208</b>	<b>154039</b>	<b>613615</b>	<b>39773</b>	<b>86227</b>

क्र. संख्या Sl. No.	ऋण ब्यौरा/ आयोजना वार Loan Details/ Planwise	31.3.2024 तक प्राप्त की गई ऋण राशि Loan Amt. Aailed Upto 31.3.2024	मूलधन की पुनःअदायगी Principal Repaid		31.3.2024 को बकाया लेखा बंदी ऋण Closing Debt Outstanding as on 31.3.2024	व्याज और अन्य प्रभारों की अदायगी Payment of Interest & other charges		
			2023-24 के दौरान During 2023-24	31.3.2024 तक Upto 31.3.2024		2023-24 के दौरान During 2023-24	31.3.2024 तक Upto 31.3.2024	
<b>2020-2021 For Financial Year</b>								
21	9093-IN	First Tamil Nadu Housing Sector Strengthening Program DPL (Jun 29 2020)	200000	0	0	200000	11328	17770
22	9111-IN	Accelerating India's COVID-19 Social Protection Response Program (May 15 2020)	200000	0	0	200000	11328	18548
23	9153-IN	Micro,Small and Medium Enterprises Emergency Response Project (Jul 6 2020)	750000	0	0	750000	46348	79728
<b>Plan Year Total</b>			<b>1150000</b>	<b>0</b>	<b>0</b>	<b>1150000</b>	<b>69005</b>	<b>116047</b>
<b>2021-2022 For Financial Year</b>								
24	9280-IN	Coordinated & Responsive Indian Social Protection Sys Prog (Post-Covid) (Jul 15 2021)	387500	0	0	387500	23287	34268
<b>Plan Year Total</b>			<b>387500</b>	<b>0</b>	<b>0</b>	<b>387500</b>	<b>23287</b>	<b>34268</b>
<b>2002-2007 Tenth Five Year Plan</b>								
25	4725-IN	Second Andhra Pradesh Economic Reform Programm (Feb 13 2004)	110000	8130	105895	4105	552	35189
26	4730-IN	Karnataka Urban Water Sector Improvement Project (Feb 18 2005)	36487	2667	35130	1356	195	7568
27	4749-IN	India : Hydrology Project-Phase II (Jan 19 2006)	91555	6496	88262	3293	491	10683
28	4750-IN	Madhya Pradesh Water Sector Restructuring Project (Nov 30 2004)	387402	29044	357768	29634	2919	47155
29	4753-IN	Rural Road Project (Nov 8 2004)	99500	7460	91890	7610	767	11639
30	4756-IN	Orissa Socio-Economic Development Programme (Nov 10 2004)	85000	6435	81740	3260	486	25649
31	4764-IN	Lucknow-Muzaffarpur National Highway Project (Nov 18 2005)	620000	47675	571130	48870	5093	105104
32	4796-IN	Maharashtra Water Sector Improvement Pr. (Aug 19 2005)	298278	23291	261770	36508	3252	45124
33	4798-IN	Third Tamilnadu Urban Development Project (Sep 14 2005)	290697	22844	254973	35723	3184	44113
34	4818-IN	Karnataka Municipal Reforms Project (May 2 2006)	204614	15865	161989	42625	2966	28857
35	4837-IN	Ind Operation under Orissa Socio-Econ. Dev.Prog. (Aug 28 2006)	150000	12070	109655	40345	2689	36258
36	4843-IN	Punjab State Road Sector Project (Feb 26 2007)	248111	20110	180391	67720	4805	39751
37	4845-IN	Third Pradesh Economic Reform Orogram (APER) (Feb 8 2007)	150000	12205	108890	41110	3032	33039
38	4846-IN	Tamil Nadu Irrigated Agriculture Modernisation and Water Bodies Restoration (Feb 12 2007)	289565	22194	201027	88538	5726	41102
<b>Plan Year Total</b>			<b>3061209</b>	<b>236485</b>	<b>2610512</b>	<b>450697</b>	<b>36158</b>	<b>511233</b>
<b>2007-2012 Eleventh Five Year Plan</b>								
39	4857-IN	Andhra Pradesh and Telangana Commun. Based Tank Management Project (Jun 8 2007)	71584	5260	50630	20954	1438	8744
40	4860-IN	Himachal Pradesh State Roads Project (Aug 7 2007)	219998	17365	150839	69159	4745	27615
41	4862-IN	Strengthening Rural Credit Cooperative Project (Nov 2 2007)	136228	10467	94549	41679	2887	19980
42	4871-IN	Himachal Pradesh Development Policy Programme (Nov 19 2007)	135000	10355	87155	47845	3119	22638
43	4872-IN	Karnataka Community Based Tank Management Project (Nov 2 2007)	22292	1710	14385	7907	515	2910
44	4879-IN	Bihar Development Policy Operation (Jan 15 2008)	150000	11490	97060	52940	3594	25184
45	7576-IN	Orissa Community Tanks Management Project (Jan 27 2009)	31785	1370	11885	19900	1220	4893
46	7577-IN	Orissa State Roads Project (Jan 27 2009)	79283	3393	31642	47641	2813	12102
47	7687-IN	Coal Fired Generation Rehabilitation Project (Dec 17 2009)	104138	4408	35801	68336	4015	14720
48	7748-IN	Haryana Power System Improvement Project (Aug 17 2009)	260212	10664	94902	165311	10009	41743
49	7788-IN	Banking Sector Support Loan (Oct 13 2009)	2000000	80000	760000	1240000	77712	401368
50	7792-IN	Andhra and Telangana Road Sector Project (Jan 22 2010)	191535	8100	65891	125644	7871	32589
51	7796-IN	Statistical Strengthening Loan (Jul 9 2010)	107000	4280	38520	68480	4284	21364
52	7816-IN	Andhra Pradesh and Telangana Municipal Development Project (Jan 22 2010)	206358	9710	65379	140979	8434	31819
53	7818-IN	Sustainable Urban Trasport Project (Feb 5 2010)	88822	3826	29526	59296	3715	14348
54	7865-IN	Tamil Nadu Road Sector Project (Jul 6 2010)	38059	1903	17126	20932	1351	7195
55	7897-IN	Water Sector Improvement Project (Aug 14 2010)	396167	16569	122641	273526	16268	62780
56	7924-IN	Capacity Building for Industrial Pollution Management Project (Jul 22 2010)	364	15	115	249	15	121
57	7941-IN	Mumbai Urban Transport Project-2A (Jul 23 2010)	280105	11368	92476	187629	11391	46575
58	7943-IN	Dam Rehabilitation and Improvement Project (Dec 21 2011)	139650	6535	31802	107848	6548	16093

क्र. संख्या Sl. No.	ऋण ब्यौरा/ आयोजना वार Loan Details/ Planwise	31.3.2024 तक प्राप्त की गई ऋण राशि Loan Amt. Available Upto 31.3.2024	मूलधन की पुनःअदायगी Principal Repaid		31.3.2024 को बकाया लेखा बंदी ऋण Closing Debt Outstanding as on 31.3.2024	व्याज और अन्य प्रभारों की अदायगी Payment of Interest & other charges		
			2023-24 के दौरान During 2023-24	31.3.2024 तक Upto 31.3.2024		2023-24 के दौरान During 2023-24	31.3.2024 तक Upto 31.3.2024	
59	7980-IN	NHAI Technical Assistance Project (Dec 22 2010)	24014	2076	13643	10371	713	3112
60	7995-IN	PMGSY Rural Roads Project (Jan 14 2011)	500000	38501	307993	192007	12830	66645
61	8022-IN	Second Karnataka State Highway Imporvement Project (May 30 2011)	295213	24636	172314	122899	8538	39420
62	8029-IN	e-Delivery of Public Services Development Policy Loan (May 10 2011)	150000	11550	92400	57600	4002	25319
63	8065-IN	National Ganga River Basin Project (Jun 14 2011)	334825	36800	132936	201889	13053	27936
64	8066-IN	Eastern Dedicated Freight Corridor-I Project (Oct 27 2011)	530809	35968	188516	342293	21380	76476
65	8090-IN	West Bengal Accelerated Development of Minor irrigation Project (Dec 21 2011)	20193	2001	9220	10973	753	2123
<b>Plan Year Total</b>			<b>6513634</b>	<b>370320</b>	<b>2809346</b>	<b>3704288</b>	<b>233214</b>	<b>1055810</b>
<b>Grand Total</b>			<b>15893116</b>	<b>892017</b>	<b>6386253</b>	<b>9506863</b>	<b>601917</b>	<b>2373304</b>

अंतरराष्ट्रीय विकास संघ  
मुद्रा: अमरीकी डॉलर हजारों में  
International Development Association  
Currency : Thousands U S Dollars

#### 1974-1978 Fifth Five Year Plan

1	0502-IN	Rajasthan Command Area Development Project (Jul 31 1974)	83000	2490	81755	1245	23	17164
2	0520-IN	Sindhri Fertilizer Project (Dec 18 1974)	91000	2730	88270	2730	36	20914
3	0521-IN	Rajasthan Dairy Development Project (Dec 18 1974)	23315	699	22965	350	7	4711
4	0522-IN	M.P. Dairy Development Project (Dec 18 1974)	16400	492	16154	246	5	3376
5	0526-IN	Drought Prone Areas Project (Jan 24 1975)	35000	1050	33950	1050	14	7603
6	0528-IN	Tenth Industrial Imports Credit (Feb 14 1975)	200000	6000	194000	6000	79	48692
7	0532-IN	Godavari Barrage Project (Mar 7 1975)	45000	1350	43650	1350	18	9949
8	0540-IN	Agriculture Refinance Corporation Credit (Apr 28 1975)	75000	2250	72750	2250	30	17414
9	0541-IN	West Bengal Agril. Development Project (Apr 28 1975)	34000	1020	32980	1020	13	7263
10	0562-IN	Chambal Command Area Development Project (Jun 30 1975)	24000	720	23280	720	9	5108
11	0572-IN	Rural Electrification Project (Jul 23 1975)	57000	1710	55290	1710	22	12383
12	0582-IN	Thirteenth Railway Project (Aug 26 1975)	110000	3300	106700	3300	43	25734
13	0585-IN	UP Water Supply and Sewerage Project (Sep 25 1975)	31577	947	30630	947	12	6675
14	0598-IN	Fertilizer Project (Dec 31 1975)	101883	3056	97298	4585	52	21821
15	0604-IN	Fourth Power Transmission Project (Jan 22 1976)	149866	4496	143122	6744	76	31560
16	0609-IN	MP Forest Assistance Project (Feb 26 1976)	3028	91	2839	189	2	660
17	0610-IN	Integrated Cotton Development Project (Feb 26 1976)	17994	540	16914	1080	11	3678
18	0616-IN	Eleventh Industrial Imports Program (Feb 26 1976)	200000	6000	188000	12000	124	48425
19	0680-IN	Kerala Agricultural Development Program (Apr 1 1977)	30000	900	27300	2700	25	5961
20	0682-IN	Orissa Agricultural Development Program (Apr 1 1977)	18684	561	17002	1682	16	3958
21	0685-IN	Singrauli Thermal Power Project (Apr 1 1977)	150000	4500	136500	13500	127	32678
22	0687-IN	Madras Urban Development Program (Apr 1 1977)	24000	720	21840	2160	20	5353
23	0690-IN	West Bengal Agricultural Project (Jun 1 1977)	6848	205	6231	616	6	1330
24	0695-IN	Gujarat Fisheries Project (Apr 22 1977)	4000	120	3640	360	3	910
25	0712-IN	M.P. Agricultural Extension Project (Jun 1 1977)	9740	292	8717	1023	9	2089
26	0715-IN	Second A.R.D.C. Project (Jun 1 1977)	200000	6000	179000	21000	191	46614
27	0720-IN	Periyar Vaigai Irrigation Project (Jun 30 1977)	23000	690	20930	2070	19	4852
28	0728-IN	Assam Agricultural Project (Jun 30 1977)	8000	240	7160	840	8	1655
29	0736-IN	Maharashtra Irrigation Project (Oct 11 1977)	70000	2100	63700	6300	59	15048
30	0737-IN	Rajasthan Agril. Extn.& Reser. Project (Nov 14 1977)	13000	390	11635	1365	12	2804
31	0740-IN	Orissa Irrigation Project (Oct 11 1977)	58000	1740	51910	6090	55	12651
32	0747-IN	Second Foodgrain Storage Project (Jan 6 1978)	104512	3135	91970	12541	112	21434
33	0756-IN	Ind Calcutta Urban Development Project (Jan 6 1978)	87000	2610	76560	10440	93	19473
34	0761-IN	Bihar Agriculture Research Project (Jan 6 1978)	4170	125	3732	438	4	857
<b>Plan Year Total</b>			<b>2109016</b>	<b>63270</b>	<b>1978375</b>	<b>130641</b>	<b>1336</b>	<b>470795</b>

#### 2012-2017 Twelfth Five Year Plan

35	5524-IN	Neeranchal National Watershed Project (Jan 14 2016)	1198	60	270	928	62	155
36	5573-IN	Telangana Rural Inclusive Growth Project (Jan 27 2016)	2199	110	440	1759	124	440
37	5576-IN	Andhra Pradesh Rural Inclusive Growth Project (Nov 16 2015)	48522	2388	10312	38210	2631	7754
38	5578-IN	Enhancing Teacher Effectiveness in Bihar Operation (Aug 7 2015)	116600	5830	20405	96195	6346	21172
39	5693-IN	National Cyclone Risk Mitigation Project-II (Aug 11 2015)	196223	9668	39707	156516	9570	23085
40	5694-IN	Andhra Pradesh Disaster Recovery Project (Jul 16 2015)	141369	6918	27222	114148	7789	17924
41	5703-IN	Madhya Pradesh Higher Education Quality Improvement Project (Mar 1 2016)	262051	13058	46589	215462	15159	31074

क्र. संख्या Sl. No.	ऋण ब्यौरा/ आयोजना वार Loan Details/ Planwise	31.3.2024 तक प्राप्त की गई ऋण राशि Loan Amt. Available Upto 31.3.2024	मूलधन की पुनःअदायगी Principal Repaid		31.3.2024 को बकाया लेखा बंदी ऋण Closing Debt Outstanding as on 31.3.2024	व्याज और अन्य प्रभारों की अदायगी Payment of Interest & other charges	
			2023-24 के दौरान During 2023-24	31.3.2024 तक Upto 31.3.2024		2023-24 के दौरान During 2023-24	31.3.2024 तक Upto 31.3.2024
42	5705-IN Citizen Access to Responsive Services Project (Mar 17 2016)	28280	1414	4242	24038	1691	4208
43	5738-IN Nai Manzil - Education and Skills Training for Minorities Project (Dec 30 2015)	49569	2477	8703	40866	2810	5854
44	5874-IN Technical Education Quality Improvement Project - III (Feb 1 2017)	164325	8214	20586	143739	10239	21438
<b>Plan Year Total 2019-2020 For Financial Year</b>		<b>1010337</b>	<b>50136</b>	<b>178475</b>	<b>831862</b>	<b>56421</b>	<b>133103</b>
45	6464-IN First Resilient Kerala Program Development Policy Financing (Jun 28 2019)	90400	0	0	90400	5418	11105
<b>Plan Year Total 2020-2021 For Financial Year</b>		<b>90400</b>	<b>0</b>	<b>0</b>	<b>90400</b>	<b>5418</b>	<b>11105</b>
46	6656-IN Accelerating India's COVID-19 Social Protection Response Program (May 15 2020)	240430	0	0	240430	13618	22297
47	6812-IN Second Accelerating India's COVID-19 Social Protection Response Program (Dec 16 2020)	291400	0	0	291400	17122	25884
<b>Plan Year Total 2021-2022 For Financial Year</b>		<b>531830</b>	<b>0</b>	<b>0</b>	<b>531830</b>	<b>30741</b>	<b>48181</b>
48	6955-IN Coordinated & Responsive Indian Social Protection Sys Prog (Post-Covid) (Jul 15 2021)	94500	0	0	94500	5679	8357
<b>Plan Year Total 1978-1979 Yearly Plan</b>		<b>94500</b>	<b>0</b>	<b>0</b>	<b>94500</b>	<b>5679</b>	<b>8357</b>
49	0788-IN Karnataka Irrigation Project (May 12 1978)	117640	3529	103523	14117	126	24739
50	0793-IN Korba Thermal Power Project (May 12 1978)	199919	5998	175929	23990	214	42683
51	0806-IN J & K Horticulture Project (Jul 17 1978)	6703	201	5899	804	7	1361
52	0808-IN Gujarat Irrigation Project (Jul 17 1978)	85000	2550	74800	10200	91	18078
53	0815-IN A.P. Fisheries Project (Jun 19 1978)	9977	299	8780	1197	11	2147
54	0816-IN Second National Seed Project (Jul 17 1978)	16000	480	13840	2160	19	3289
55	0824-IN National Dairy Project (Jun 19 1978)	150000	4500	129750	20250	177	31121
56	0842-IN Ind Bombay Water Sup & Sew Project (Nov 13 1978)	196000	5880	169540	26460	232	38133
57	0843-IN Haryana Irrigation Project (Aug 16 1978)	111000	3330	96015	14985	131	24942
58	0844-IN Raily Modernisation & Maint. Project (Nov 13 1978)	190000	5700	164350	25650	224	40857
59	0848-IN Punjab Water Supply & Sewerage (Oct 27 1978)	35208	1056	30455	4753	42	7783
60	0855-IN National Agri Research Project (Dec 7 1978)	19468	584	16839	2628	23	4041
61	0862-IN Composite Agricultural Extension (Feb 16 1979)	25000	750	21625	3375	30	5430
62	0871-IN National Cooperative Development Program (Feb 2 1979)	30000	900	25500	4500	39	6717
63	0874-IN Ramagundam Thermal Power Project (Feb 2 1979)	200000	6000	170000	30000	259	43599
64	0889-IN Punjab Irrigation Project (Mar 30 1979)	129000	3870	109650	19350	167	27146
<b>Plan Year Total 1979-1980 Yearly Plan</b>		<b>1520915</b>	<b>45627</b>	<b>1316495</b>	<b>204420</b>	<b>1790</b>	<b>322067</b>
65	0899-IN Maharashtra Water Supply and Sewage Project (Jun 21 1979)	48000	1440	40800	7200	62	10359
66	0911-IN Second REC Project (Jun 21 1979)	171749	5152	145987	25762	222	38372
67	0925-IN U.P Social Forestry Project (Jun 21 1979)	23000	690	19550	3450	30	5001
68	0947-IN Third ARDC Credit Project (Aug 20 1979)	250000	7500	212500	37500	323	57888
69	0963-IN Inland Fisheries Project (Jan 18 1980)	19347	580	16154	3192	27	3785
<b>Plan Year Total 1980-1985 Sixth Five Year Plan</b>		<b>512096</b>	<b>15363</b>	<b>434991</b>	<b>77105</b>	<b>665</b>	<b>115404</b>
70	0954-IN Ind Maharashtra Irrig. Project (Apr 14 1980)	210000	6300	172200	37800	319	45915
71	0961-IN Gujarat Community Forestry Project (Apr 14 1980)	37000	1110	30340	6660	56	8124
72	0981-IN Second Population Project (Apr 14 1980)	44238	1327	36275	7963	67	8994
73	1003-IN Tamilnadu Nutrition Project (May 12 1980)	31977	959	26221	5756	49	6536
74	1004-IN U.P.Public Tubewells Project (May 12 1980)	18000	540	14760	3240	27	4044
75	1011-IN Second Gujrat Irrigation Project (May 12 1980)	159264	4778	130597	28668	242	33182
76	1012-IN Cashewnut Project (Jun 10 1980)	15352	461	12589	2763	23	3152
77	1027-IN Second Singrauli Thermal Power (Jun 5 1980)	300000	9000	246000	54000	456	62902
78	1028-IN Kerala Agriculture Extension Project (Jun 25 1980)	10000	300	8200	1800	15	2024
79	1033-IN Calcutta Urban Transport Project (Oct 27 1980)	44571	1337	36548	8023	68	9758
80	1034-IN Karnataka Sericulture Project (Oct 27 1980)	53947	1618	44237	9711	82	10921
81	1046-IN Rajasthan Water Supply & Sewerag Project (Jun 25 1980)	80000	2400	64400	15600	130	16302
82	1053-IN Farakka Thermal Power Project (Jul 11 1980)	225000	6750	181125	43875	367	47252
<b>Plan Year Total Grand Total</b>		<b>1229350</b>	<b>36880</b>	<b>1003491</b>	<b>225858</b>	<b>1901</b>	<b>259105</b>
		<b>7098443</b>	<b>211277</b>	<b>4911828</b>	<b>2186615</b>	<b>103950</b>	<b>1368118</b>

क्र. संख्या Sl. No.	ऋण ब्यौरा/ आयोजना वार Loan Details/ Planwise	31.3.2024 तक प्राप्त की गई ऋण राशि Loan Amt. Aailed Upto 31.3.2024	मूलधन की पुनःअदायगी Principal Repaid		31.3.2024 को बकाया लेखा बंदी ऋण Closing Debt Outstanding as on 31.3.2024	व्याज और अन्य प्रभारों की अदायगी Payment of Interest & other charges	
			2023-24 के दौरान During 2023-24	31.3.2024 तक Upto 31.3.2024		2023-24 के दौरान During 2023-24	31.3.2024 तक Upto 31.3.2024

**मुद्रा: विशेष आहरण अधिकार हजारों में**  
**Currency : Thousands Special Drawing Right**

**2012-2017 Twelfth Five Year Plan**

83	5062-IN	Addl. Financing for Assam Agri. Competitiveness Project (Apr 13 2012)	19507	1287	7676	11830	258	3027
84	5074-IN	National Dairy Support Project (Apr 13 2012)	155868	10287	61724	94144	2157	16509
85	5085-IN	Rajasthan Agricultural Competitiveness Project (Apr 13 2012)	41127	2375	19390	21738	414	2764
86	5087-IN	Karnataka Watershed Development Project II (Feb 11 2013)	28783	1821	11205	17578	381	2731
87	5088-IN	Secondary Education Project (Oct 5 2012)	322400	21278	127670	194730	4243	52766
88	5123-IN	Additional Financing for Bihar Rural Livelihoods Project (Jul 9 2012)	64600	4264	23450	41150	951	9418
89	5150-IN	ICDS Systems Strengthening and Nutrition Improvement Project (Nov 5 2012)	65179	4271	23962	41217	897	7510
90	5159-IN	Addl. Financing for Himachal Pradesh Mid-Himalayan Watershed Dev. Project (Nov 20 2012)	24600	1624	8930	15670	299	3535
91	5160-IN	Bihar Panchayat Strengthening Project (Jun 27 2013)	40513	2498	16402	24111	566	3176
92	5161-IN	Addl. Financing for Karnataka Health System Development and Reform Project (Nov 21 2012)	46313	3057	16812	29501	563	6536
93	5236-IN	National AIDS Control Support Project (Jun 18 2013)	168400	11114	50015	118385	2395	16459
94	5279-IN	Tamil Nadu & Puducherry Coastal Disaster Risk Reduction Project (Nov 11 2013)	112418	6927	38631	73787	1688	14409
95	5283-IN	Low Income Housing Finance Project (Aug 14 2013)	66100	4363	21813	44287	846	8475
96	5298-IN	Uttar Pradesh Water Sector Restructuring project phase-II (Oct 24 2013)	178378	11345	57534	120845	2610	17608
97	5310-IN	Rajasthan Road Sector Modernization Project (Jan 2 2014)	85340	5538	26352	58988	1128	12342
98	5313-IN	Uttarkhand Disaster Recovery Project (Jan 9 2014)	158523	10442	42083	116440	2353	19827
99	5345-IN	Rural Water Supply and Sanitation Project for Low Income States (Feb 7 2014)	136282	8286	48025	88257	1906	12167
100	5349-IN	Bihar Integrated Social Protection Strengthening Project (May 28 2014)	30240	1857	9531	20709	471	2695
101	5369-IN	Uttarkhand Decentralised Watershed Development Project Phase-II-GRAMYA II (May 30 2014)	76591	5033	20467	56124	1074	6254
102	5372-IN	Additional Financing for Utrarkhand Rural Water Supply & Sanitation Project (May 30 2014)	14113	931	3726	10387	224	2209
103	5375-IN	Maharashtra Rural Water Supply and Sanitation Program (May 30 2014)	57504	3530	18135	39369	845	4853
104	5376-IN	Accelerating Universal Access to Early and Effective Tuberculosis Care Proj (May 30 2014)	65000	4290	15015	49985	961	7862
105	5378-IN	Odisha Disaster Recovery Project (Jul 11 2014)	60664	3813	18146	42518	915	7837
106	5413-IN	Additional Financing for the National Cyclone Risk Mitigation Project (Aug 11 2015)	45426	2998	10493	34933	672	4911
107	5425-IN	Regional Transport Connectivity Project Mizoram State Roads II (Aug 28 2014)	68236	4498	15829	52407	1170	6039
108	5447-IN	Third Elementary Education Project (May 29 2014)	106600	7036	24625	81975	1867	12973
109	5448-IN	Third Elementary Education Project (May 29 2014)	544400	35930	125756	418644	8867	82938
<b>Plan Year Total</b>			<b>2783107</b>	<b>180694</b>	<b>863397</b>	<b>1919710</b>	<b>40719</b>	<b>347832</b>

**2019-2020 For Financial Year**

110	6463-IN	First Resilient Kerala Program Development Policy Financing (Jun 28 2019)	115200	0	0	115200	2332	10114
<b>Plan Year Total</b>			<b>115200</b>	<b>0</b>	<b>0</b>	<b>115200</b>	<b>2332</b>	<b>10114</b>

**2020-2021 For Financial Year**

111	6655-IN	Accelerating India's COVID-19 Social Protection Response Program (May 15 2020)	226800	0	0	226800	4490	16084
112	6813-IN	Second Accelerating India's COVID-19 Social Protection Response Program (Dec 16 2020)	77000	0	0	77000	1555	4297
<b>Plan Year Total</b>			<b>303800</b>	<b>0</b>	<b>0</b>	<b>303800</b>	<b>6045</b>	<b>20381</b>

**2021-2022 For Financial Year**

113	6956-IN	Coordinated & Responsive Indian Social Protection Sys Prog (Post-Covid) (Jul 15 2021)	12600	0	0	12600	255	560
<b>Plan Year Total</b>			<b>12600</b>	<b>0</b>	<b>0</b>	<b>12600</b>	<b>255</b>	<b>560</b>

**1980-1985 Sixth Five Year Plan**

114	1072-IN	Bihar Rural Roads Project (Dec 5 1980)	26602	798	21415	5187	45	5659
115	1078-IN	Mahanadi Barrages Project (Dec 5 1980)	63300	1899	50956	12344	106	12902

क्र. संख्या Sl. No.	ऋण ब्यौरा/ आयोजना वार Loan Details/ Planwise	31.3.2024 तक प्राप्त की गई ऋण राशि Loan Amt. Aailed Upto 31.3.2024	मूलधन की पुनःअदायगी Principal Repaid		31.3.2024 को बकाया लेखा बंदी ऋण Closing Debt Outstanding as on 31.3.2024	व्याज और अन्य प्रभारों की अदायगी Payment of Interest & other charges		
			2023-24 के दौरान During 2023-24	31.3.2024 तक Upto 31.3.2024		2023-24 के दौरान During 2023-24	31.3.2024 तक Upto 31.3.2024	
116	1082-IN	Ilnd Madras Urban Development Project (Jan 14 1981)	32600	978	26243	6357	69	6871
117	1108-IN	M.P.Medium Irrigation Project (Mar 26 1981)	106621	3199	84231	22391	228	21865
118	1112-IN	VIIIth Telecom Project (Mar 26 1981)	239967	7199	189574	50393	513	53233
119	1116-IN	Karnataka Tank Irrigation Project (Mar 26 1981)	43500	1305	34365	9135	62	8971
120	1125-IN	Hazira Fertilizer Project (Oct 28 1981)	320309	9609	253044	67265	684	69402
121	1135-IN	Maharashtra Agricultural Extn. Project (May 7 1981)	18900	567	14931	3969	34	3987
122	1137-IN	Tamilnadu Agricultural Extension Project (May 7 1981)	22837	685	18041	4796	41	4732
123	1138-IN	MP Agricultural Extn. II Project (May 7 1981)	30300	909	23937	6363	54	5978
124	1146-IN	Second N.C.D.C. Project (Jul 21 1981)	95747	2872	75640	20107	213	20395
125	1172-IN	Second Korba Thermal Power Project (Feb 4 1982)	314571	9434	248537	66035	699	64136
126	1177-IN	Madhya Pradesh Irrigation Project (Feb 24 1982)	165478	4960	128279	37199	372	33403
127	1178-IN	West Bengal Social Forestry Project (Feb 24 1982)	25627	769	19861	5766	56	5124
128	1185-IN	Kanpur Urban Development Project (Feb 4 1982)	19243	577	14913	4330	42	4068
129	1209-IN	Fourth ARDC Credit (Feb 24 1982)	139000	4170	107725	31275	265	32632
130	1219-IN	Andhra Pradesh Agricultural Extension Project (May 5 1982)	5300	159	4028	1272	13	1202
131	1269-IN	Kallada Irrigation and Tree Crop (Jul 6 1982)	52300	1569	39748	12552	105	12037
132	1280-IN	Gujarat Water Supply and Sew. Project (Nov 9 1982)	48190	1446	35901	12288	116	11868
133	1286-IN	Social Forestry Project (Sep 7 1982)	29400	882	21903	7497	71	6612
134	1288-IN	Chambal (MP) Irrigation II Project (Sep 7 1982)	26488	795	19734	6755	69	5701
135	1289-IN	Subernarekha Irrigation Project (Nov 9 1982)	116300	3489	86644	29656	299	26628
136	1299-IN	Second Railway Modernization Project (Dec 23 1982)	184700	5541	137602	47098	441	41953
137	1319-IN	Ilnd Haryana Irrigation Project (Feb 23 1983)	124000	3720	90520	33480	312	28476
138	1332-IN	U.P.Public Tube-wells Phase II (Mar 31 1983)	91600	2748	66868	24732	238	20441
139	1356-IN	Upper Indravati Hydro Project (Jun 8 1983)	156000	4680	113880	42120	418	33980
140	1369-IN	Ilird Calcutta Urban Development Project (Jun 8 1983)	75596	2268	55185	20411	206	18580
141	1383-IN	Maharashtra Water Utilization Project (Jun 30 1983)	29034	871	21195	7839	79	6534
142	1397-IN	Ilnd Orissa Irrigation Project (Sep 16 1983)	61239	1837	44704	16535	137	14795
143	1424-IN	Rainfed areas watershed Dev. Project (Feb 8 1984)	19040	571	13620	5420	45	4051
144	1426-IN	Third Population Project (Feb 8 1984)	51168	1533	35840	15327	144	12006
145	1432-IN	Karnata Social Forestry Project (Feb 8 1984)	23400	702	16731	6669	55	5178
146	1454-IN	Tamil Nadu Water Supply & Sanitation Project (Nov 14 1984)	35300	1059	24710	10590	103	7139
147	1468-IN	Second Periyar Vaigai Irrigation Project (Oct 12 1984)	16600	498	11620	4980	30	3752
148	1483-IN	Upper Ganga Irrigation and Modernisation Project (Jun 29 1984)	94376	2830	66078	28299	233	19725
149	1496-IN	Second Gujarat Medium Irrigation Project (Jun 29 1984)	138685	4160	97088	41597	340	29605
150	1502-IN	NCDC III Project (Oct 12 1984)	180200	5406	123437	56763	529	38735
151	1514-IN	Kerala Social Forestry Project (Dec 12 1984)	24798	744	17359	7439	61	5356
152	1523-IN	National Agricultural Extension Project (Dec 12 1984)	32600	978	22331	10269	84	6759
153	1544-IN	Bombay Urban Development Project (Mar 1 1985)	93495	2805	62642	30854	278	20266
154	SF12-IN	Tamil Nadu Water Supp&Sanitation Project (Nov 14 1984)	35300	1059	24710	10590	103	6823
155	SF16-IN	Ilnd Periyar Vaigai Irrigation (Oct 12 1984)	14797	444	10358	4439	26	3017
156	SF20-IN	Indira Sarovar Hydro. Elec. Project (Mar 1 1985)	511	13	376	134	1	2045
<b>Plan Year Total</b>			<b>3425019</b>	<b>102735</b>	<b>2576502</b>	<b>848517</b>	<b>8016</b>	<b>746621</b>
<b>1985-1990 Seventh Five Year Plan</b>								
157	1552-IN	Sardar Sarovar Dam And Power Project (May 10 1985)	99700	2991	66799	32901	296	20675
158	1553-IN	Narmada River Development Project (May 10 1985)	144700	4341	96949	47751	430	29630
159	1569-IN	Second National Agri.Extension Project (May 10 1985)	38072	1142	25508	12564	121	8303
160	1611-IN	National Social Forestry Project (Sep 24 1985)	155400	4662	104118	51282	495	32812
161	1613-IN	Indira Sarovar Hydroelectric Project (Sep 24 1985)	5346	159	3753	1593	9	1003
162	1619-IN	West Bengal Minor Irigation Project (Sep 27 1985)	40201	1206	26934	13266	126	8708
163	1621-IN	Maharashtra Compisite Irrigation Project (Dec 5 1985)	132200	3966	88574	43626	421	24569
164	1622-IN	Kerala Water Supply & Sanitation Project (Sep 24 1985)	21669	650	14193	7476	67	4782
165	1623-IN	Fourth Population Project (Sep 24 1985)	37951	1139	25427	12524	102	8156
166	1631-IN	Second National Agrl. Research Project (Feb 25 1986)	55112	1653	36103	19009	182	11036
167	1643-IN	Gujarat Urban Development Project (Apr 15 1986)	46738	1402	29912	16826	105	9157
168	1665-IN	Second Andhra Pradesh Irrigation Project (May 28 1986)	127500	3825	81600	45900	286	23521
169	1737-IN	Bihar Public Tubewell Project (Jan 13 1987)	19500	585	12188	7312	66	4136
170	1750-IN	Third Bombay Water supply and Drainage Project (May 12 1987)	90400	2710	56529	33872	274	16355
171	1754-IN	Third National Agri. Exten. Project (Jun 29 1987)	56200	1686	34282	21918	138	10772
172	1757-IN	Gujarat Rural Roads Project (May 12 1987)	71226	2137	43448	27778	250	13669
173	1770-IN	National Water Management Project (May 12 1987)	93200	2796	56852	36348	293	17742
174	1780-IN	U.P. Urban Development Project (Dec 21 1987)	90770	2723	55370	35400	221	17026
175	1822-IN	Madras Water Supply and Sanitation Project (Dec 21 1987)	12500	375	7625	4875	39	2650



क्र. संख्या Sl. No.	ऋण ब्यौरा/ आयोजना वार Loan Details/ Planwise	31.3.2024 तक प्राप्त की गई ऋण राशि Loan Amt. Aailed Upto 31.3.2024	मूलधन की पुनःअदायगी Principal Repaid		31.3.2024 को बकाया लेखा बंदी ऋण Closing Debt Outstanding as on 31.3.2024	व्याज और अन्य प्रभारों की अदायगी Payment of Interest & other charges	
			2023-24 के दौरान During 2023-24	31.3.2024 तक Upto 31.3.2024		2023-24 के दौरान During 2023-24	31.3.2024 तक Upto 31.3.2024
176	2064-IN Industrial Tech.Dev.Project (Dec 8 1989)	42559	2128	41495	1064	41	5730
177	2076-IN Punjab Irrigation & Drainage Project (Feb 9 1990)	114000	5700	111150	2850	60	15950
<b>Plan Year Total 1990-1991 Yearly Plan</b>		<b>1494945</b>	<b>47976</b>	<b>1018808</b>	<b>476136</b>	<b>4024</b>	<b>286381</b>
178	2100-IN Integrated Watershed Development (H) Project (Jan 11 1991)	47889	2394	45494	2394	29	6694
179	2115-IN Hyderabad Watersupply & Sanitation Project (May 23 1990)	58815	2941	55874	2941	88	8799
180	2130-IN Technical Education Project I (Aug 13 1990)	163504	8173	155332	8173	211	22808
181	2131-IN Integrated Watershed Dev.Plains (Aug 22 1990)	40732	2037	38696	2037	61	5731
182	2133-IN Seventh Population Project (Oct 23 1990)	49331	2465	46865	2466	74	7405
183	2158-IN Second Tamilnadu Nutrition Project (Sep 14 1990)	48189	2409	44575	3614	16	7223
184	2173-IN Integrated Child Dev. Services (Oct 23 1990)	56660	2831	52414	4246	-7	8045
185	2179-IN A.P.Cyclone Emergency Reconstruction Project (Oct 23 1990)	126100	6305	116642	9458	187	21149
<b>Plan Year Total 1991-1992 Yearly Plan</b>		<b>591221</b>	<b>29555</b>	<b>555893</b>	<b>35328</b>	<b>659</b>	<b>87853</b>
186	2215-IN Agricultural Development Project (Apr 17 1991)	62489	3116	56258	6231	32	9184
187	2223-IN Second Technical Education Project (Dec 16 1991)	169087	8454	152179	16908	257	22974
188	2234-IN Maharashtra Rural Water Supply Program (Jun 5 1991)	69406	3470	62465	6941	1	10054
189	2241-IN Dam Safety Project (Jun 10 1991)	62110	3105	55899	6211	117	8645
190	2252-IN Industrial Pollution Control Program (Jul 8 1991)	16752	838	15077	1675	19	2328
191	2300-IN Child Survival & Safe Motherhood Program (Feb 20 1992)	160900	8045	140788	20112	209	25582
192	2316-0-IN Structural Adjustment Loan (Dec 5 1991)	161000	8050	140875	20125	321	28880
193	2316-1-IN Structural Adjustment Loan (Dec 5 1991)	22800	1140	19950	2850	45	3972
194	2328-IN Maharashtra Forest Project (Jan 29 1992)	67275	3364	57184	10091	129	9531
195	2329-IN Shrimp and Fish Culture Project (Jan 29 1992)	19250	958	17335	1915	29	2574
196	2341-IN West Bengal Forestry Project (Mar 25 1992)	24400	1220	20740	3660	47	3782
<b>Plan Year Total 1992-1997 Eighth Five Year Plan</b>		<b>835470</b>	<b>41759</b>	<b>738750</b>	<b>96720</b>	<b>1207</b>	<b>127507</b>
197	2350-IN National Aids Control Project (Apr 24 1992)	59800	2990	50830	8970	88	8801
198	2365-IN Second National Highways Proj. (Jun 18 1992)	114060	5703	96951	17109	167	16482
199	2394-IN Family Welfare(Urban Slum) Project (Feb 4 1994)	55094	2748	45477	9617	115	6760
200	2409-IN Rubber Project (Aug 12 1993)	35156	1758	29004	6152	73	4866
201	2433-IN Agricultural Develop.(Rajasthan) (Dec 17 1992)	67531	3376	54025	13506	117	10053
202	2439-IN Bihar Plateau Development Project (Dec 17 1992)	67895	3395	54316	13579	164	9347
203	2448-0-IN Social Safety Net Sector Adjustment Project (Dec 17 1992)	62000	3100	49600	12400	107	10933
204	2448-1-IN Social Safety Net Sector Adjustment Project (Dec 17 1992)	63400	3170	50720	12680	110	11130
205	2448-2-IN Social Safety Net Sector Adjustment Project (Dec 17 1992)	144600	7230	115680	28920	250	24164
206	2448-3-IN Social Safety Net Sector Adjustment Project (Dec 17 1992)	84700	4235	67760	16940	147	15033
207	2449-IN Renewable Resources Dev. Project (Mar 5 1993)	80810	4040	64648	16162	140	10400
208	2450-IN Jharia Mine Fire Control tech. Adjuctment Project (Apr 20 1993)	5650	283	4520	1130	13	878
209	2470-IN Second Integrated Child Dev.Project (Mar 23 1993)	141600	7080	113280	28320	323	18146
210	2483-IN Karnataka RWS&ESP Project (Jun 4 1993)	66300	3315	53040	13260	122	9247
211	2509-IN UP Basic Education Project (Jul 7 1993)	116500	5825	90288	26212	304	17231
212	2510-IN U.P.Sodic Lands Reclamation Project (Jun 24 1993)	39500	1975	30612	8888	97	5727
213	2528-IN National Leprosy Elimination Pj. (Feb 4 1994)	53593	2680	41535	12059	140	7597
214	2572-IN Forestry Res.Educate.& Extn.Project (Mar 9 1994)	30214	1510	22662	7551	68	4398
215	2573-IN Andhra Pradesh Forestry Project (Mar 9 1994)	55337	2767	41503	13834	148	8012
216	2592-IN Haryana Water Resources consolidation (Apr 6 1994)	185880	9294	139411	46469	412	25796
217	2594-IN Maharashtra Emergency Earthquake Program (Apr 6 1994)	156000	7800	117000	39000	346	24576
218	2611-IN Cataract blindness control project (May 19 1994)	68762	3438	51571	17191	154	9280
219	2630-IN Family Welfare Project (Jun 24 1994)	61608	3080	44666	16942	175	8383
220	2645-IN Industrial Pollution Prevention (Nov 21 1994)	10953	548	7941	3012	33	1316
221	2661-IN District Primary Education Project (Dec 22 1994)	166412	8321	116489	49924	255	23006
222	2663-IN AP Health System Project (Dec 22 1994)	84759	4238	59331	25428	270	11765
223	2699-IN Agricultural H.R.D.Project (Apr 11 1995)	38389	1907	26944	11444	57	5569
224	2700-IN M.P. Forestry (Apr 11 1995)	38800	1940	27160	11640	58	5810
225	2733-IN Assam Rural Infrastructure (Jun 6 1995)	80050	4003	54034	26016	214	10345
226	2745-IN T.N.Water Resources Consolidation (Sep 22 1995)	152736	7628	103152	49584	514	20308
227	2763-IN Bombay Sewage Disposal Project (Dec 28 1995)	15900	795	11130	4770	42	2646
228	2774-IN Hydrology Project (Sep 22 1995)	70791	3540	47784	23007	254	9895
229	2801-IN Orissa Water Resources Consolidation (Jan 5 1996)	180768	9038	117499	63269	644	25422

क्र. संख्या Sl. No.	ऋण ब्यौरा/ आयोजना वार Loan Details/ Planwise	31.3.2024 तक प्राप्त की गई ऋण राशि Loan Amt. Available Upto 31.3.2024	मूलधन की पुनःअदायगी Principal Repaid		31.3.2024 को बकाया लेखा बंदी ऋण Closing Debt Outstanding as on 31.3.2024	व्याज और अन्य प्रभारों की अदायगी Payment of Interest & other charges		
			2023-24 के दौरान During 2023-24	31.3.2024 तक Upto 31.3.2024		2023-24 के दौरान During 2023-24	31.3.2024 तक Upto 31.3.2024	
230	2833-IN	Second State Health Systems Dev. (Apr 18 1996)	228748	11436	148695	80053	425	31246
231	2838-IN	Private Infrastructure (IL&FS) (Jul 10 1996)	420	21	273	147	1	64
232	2862-IN	Coal Sector Env.& Social Mit. (Jun 5 1996)	29851	1493	18657	11194	91	4255
233	2876-IN	Second District Primary Edu.Proj (Jul 15 1996)	291700	14585	182312	109388	1094	40132
234	2916-IN	Ecodevelopment Project (Sep 30 1996)	13889	694	8681	5208	44	1949
235	2930-IN	Capacity Bldg.Tech.Assist (Mar 14 1997)	30789	3075	28098	2691	34	3830
236	2936-IN	Tuberculosis control Project (Mar 14 1997)	89174	8917	82486	6688	237	10716
<b>Plan Year Total</b>			<b>3340120</b>	<b>172971</b>	<b>2469766</b>	<b>870354</b>	<b>8046</b>	<b>475512</b>
<b>1997-2002 Ninth Five Year Plan</b>								
237	2942-IN	Rural Women's Dev.& Empowerment (Sep 14 1998)	6706	671	6203	503	18	820
238	2950-IN	A.P. Hazard Mitigation &E.C.R.Pj (Jun 3 1997)	64925	6492	60056	4869	182	9125
239	2952-IN	Third A.P. Irrigation Project (Jun 3 1997)	106356	10619	98392	7964	298	15367
240	2964-IN	Malaria Control Project (Jul 30 1997)	81133	8100	71007	10125	113	9839
241	2986-IN	Coal Sector Rehabilitation Project (Mar 19 1998)	1054	105	935	119	2	149
242	3012-IN	Third District Primary Education (Feb 23 1998)	91903	9190	76969	14934	279	10892
243	3013-IN	U.P. Basic Education Project II (Mar 3 1998)	43644	4364	36552	7092	133	6219
244	3018-IN	U.P.Forestry Project (Dec 30 1997)	33149	3315	27762	5387	101	4355
245	3048-IN	National Agricultural Technology (Jun 22 1998)	73800	7380	62730	11070	133	9611
246	3053-IN	Kerala Forestry Project (Aug 13 1998)	21660	2166	18411	3249	-7	2827
247	3103-IN	AP Economic Restructuring Project (Feb 4 1999)	171798	17180	137438	34360	523	22337
248	3106-IN	U.P.Diversified Agri. Support Project (Jul 30 1998)	37200	3720	29760	7440	124	4953
249	3149-IN	Maharashtra Health Systems Dev. (Jan 14 1999)	69156	6891	52789	16367	229	8684
250	3152-IN	Uttar Pradesh Sodic Land Reclamation Project-II (Feb 4 1999)	141700	14170	108046	33654	471	17428
251	3242-IN	Second National HIV/AIDS Control Project (Sep 14 1999)	140569	14056	101916	38654	508	17955
252	3243-IN	Integrated Watershed Development(Hills II) Project (Jul 14 1999)	36900	3690	26752	10148	133	5161
253	3307-IN	UP Third district Primary Education Project (Feb 23 2000)	132300	13230	90956	41344	515	17060
254	3332-IN	AP District Poverty Initiatives Project (May 12 2000)	82098	8210	56442	25656	153	9838
255	3338-IN	UP Health Systems Development Project (May 19 2000)	56754	5675	39018	17736	159	6786
256	3339-IN	Rajasthan District Poverty Initiatives Project (May 12 2000)	70344	7034	45723	24620	151	8335
257	3340-IN	Immunization Strengthening Project (May 19 2000)	105728	10572	68727	37001	226	13999
258	3341-IN	U P Fiscal Reform and Public Sector Restru Program (May 16 2000)	93300	9330	60645	32655	200	13835
259	3396-IN	Second Renewable Energy Project (Aug 11 2000)	37200	3720	24180	13020	80	4489
260	3413-IN	Third Technical Education Project (Oct 18 2000)	48416	4840	32685	15731	221	6112
261	3430-IN	MP District Poverty Initiatives Project (Dec 5 2000)	69770	6977	43606	26164	98	8322
262	3431-IN	Kerala Rural Water Supply & Environmental Sanitati (Jan 4 2001)	41776	4178	26110	15666	59	4872
263	3482-IN	Second National Leprosy Elimination Project (Jul 19 2001)	23086	2309	15006	8080	76	3061
264	3527-IN	Karnataka Economic Restructruing Program (Jul 26 2001)	58900	5890	35340	23560	287	8506
265	3528-IN	Karnataka Watershed Development Project (Jul 26 2001)	58771	5877	35263	23508	286	7046
266	3529-IN	Rajasthan Second District Primary Education Pj. (Jul 27 2001)	51758	5176	31055	20703	252	6507
267	3590-IN	Second Karnataka Rural Water Supply & Sanitation (Mar 8 2002)	108022	10802	62112	45909	546	12671
268	3602-IN	UP Water Sector Restructuring Project (Mar 8 2002)	85947	8595	49420	36527	434	9338
269	3603-IN	Rajasthan Water Sector Restructuring Project (Mar 15 2002)	83184	8278	48001	35183	418	9751
270	3616-IN	Andhra Pradesh Economic Program (Mar 15 2002)	101000	10100	58075	42925	508	13904
271	3617-IN	Karnataka Economic Restructuring Programme II (Mar 15 2002)	40500	4050	25312	15188	54	5617
272	N018-IN	Reproductive & Child Health Pj. (Jul 30 1997)	179101	17910	156713	22388	251	22321
273	N041-IN	Orissa Health Systems Development (Aug 13 1998)	51919	5167	41585	10334	172	6151
274	N042-IN	Woman and Child Development Project (Jul 6 1999)	190354	19014	152327	38027	636	23312
275	N044-IN	Rajasthan District Primary Education Project (Jul 6 1999)	60110	6011	43580	16530	152	7489
276	N045-IN	Economic Reform Tech. Assistant Project (May 19 2000)	20922	2092	13599	7323	45	2583
<b>Plan Year Total</b>			<b>2972913</b>	<b>297147</b>	<b>2171200</b>	<b>801713</b>	<b>9218</b>	<b>377626</b>
<b>2002-2007 Tenth Five Year Plan</b>								
277	3340-1-IN	Immunization Strengthening Project (Feb 26 2004)	59317	5909	38636	20681	127	7036
278	3618-IN	Mizoram State Roads Project (May 6 2002)	47500	4750	29688	17812	63	5561
279	3635-IN	Karnataka Community-Based Tank Management (Jun 4 2002)	50080	5008	28796	21284	183	5693
280	3637-IN	Gujarat Emergency Earthquake Reconstr. Project (Jun 4 2002)	228085	22809	125447	102638	658	30425

क्र. संख्या Sl. No.	ऋण ब्यौरा/ आयोजना वार Loan Details/ Planwise	31.3.2024 तक प्राप्त की गई ऋण राशि Loan Amt. Aailed Upto 31.3.2024	मूलधन की पुनःअदायगी Principal Repaid		31.3.2024 को बकाया लेखा बंदी ऋण Closing Debt Outstanding as on 31.3.2024	व्याज और अन्य प्रभारों की अदायगी Payment of Interest & other charges		
			2023-24 के दौरान During 2023-24	31.3.2024 तक Upto 31.3.2024		2023-24 के दौरान During 2023-24	31.3.2024 तक Upto 31.3.2024	
281	3662-IN	Mumbai Urban Transport Project (Aug 5 2002)	56576	5658	31117	25459	297	7077
282	3692-IN	AP Community Forest Management Project (Oct 8 2002)	78320	7832	43076	35244	411	9552
283	3718-IN	Technical/ Engineering Education Quality Imp. Proj (Feb 4 2003)	161883	16188	82965	78918	645	19282
284	3732-IN	Andhra Pradesh Rural Poverty Reduction Project (Apr 3 2003)	114000	11400	59850	54150	475	14406
285	3749-IN	Chhattisgarh District Rural Poverty Project (Aug 18 2003)	36565	2742	17368	19196	141	4817
286	3777-IN	Food and Drugs Capacity Building Project (Sep 29 2003)	17161	1287	8151	9009	85	2425
287	3821-IN	Maharashtra Rural Water Sy & Sanitation Jal. Pj. (Sep 30 2003)	128800	9660	62790	66010	567	15575
288	3853-IN	Second Andhra Pradesh Economic Reform Programme (Feb 13 2004)	76400	3820	33425	42975	384	9987
289	3867-IN	Rajasthan Health Systems Development Project (Jun 3 2004)	52541	2627	23643	28897	235	5712
290	3882-IN	Elementary Education Project(Sarva Shiksha Abhiyan (Jun 3 2004)	334900	16745	142332	192568	1353	40843
291	3907-IN	Uttaranchal Decentralised Watershed Develop. Pro. (Jul 30 2004)	44944	2247	19101	25843	237	4546
292	3952-IN	Integrated Disease Surveillance Project (Sep 23 2004)	17183	859	7732	9451	85	2106
293	3987-IN	Rural Roads project (Nov 8 2004)	206000	10300	92700	113300	686	23582
294	3996-IN	Orissa Socio-Economic Development Programme (Nov 10 2004)	27400	1370	12330	15070	91	3435
295	4013-IN	Assam Agricultural Competitiveness Project (Jan 14 2005)	105000	5250	44625	60375	553	9755
296	4018-IN	Tamil Nadu Health System Project (Jan 5 2005)	60636	3032	25770	34866	320	6308
297	4054-IN-PO	Emergency Tsunami Reconstruction Project(PO) (May 12 2005)	8512	426	3617	4895	34	1729
298	4054-IN-TN	Emergency Tsunami Reconstruction Project(TN) (May 12 2005)	98268	4912	41771	56496	397	10390
299	4103-IN	TN Empr. and Pov.Reduction Vazhdhu Kaatuvom Proj. (Sep 14 2005)	79400	3970	35730	43670	393	7176
300	4133-IN	H.P. Mid Himalayan Watershed Dev. Pr. (Jan 19 2006)	41400	2070	17595	23805	218	3781
301	4161-IN	National Agricultural Innovation Project (Jul 24 2006)	41100	2055	18495	22605	137	3824
302	4162-IN	National Agricultural Innovation Project (Jul 24 2006)	90483	4524	40717	49766	1863	35018
303	4211-IN	Karnataka Panchayats Strengthening Project (Jul 24 2006)	80962	4043	34467	46495	427	7387
304	4225-IN	Second Operation under Orissa Socio-Economic Dev P (Aug 28 2006)	50500	2525	22725	27775	268	5478
305	4227-IN	Reproductive & Child Health Project Phase-II (Oct 16 2006)	245000	12250	110250	134750	1101	21307
306	4228-IN	Tuberculosis Control Project Phase - II (Oct 16 2006)	115698	5785	52064	63634	520	10368
307	4229-IN	Karnataka Health System Dev and Reform Project (Oct 16 2006)	96361	4817	43374	52988	433	8476
308	4232-IN	Uttarakhand Rural Water Supply & San. Proj (Oct 16 2006)	80647	4015	34470	46177	423	5982
309	4251-IN	Punjab Rural Water Supply and Sanitation Project (Feb 26 2007)	91686	4552	39337	52349	480	6513
310	4254-IN	Third Andhra Pradesh Economic Reform Programe (Feb 8 2007)	50800	2540	21590	29210	268	5192
311	4255-IN	Tamilnadu Irrigated Agri Modernization & Water Bodies Restoration & Managem (Feb 12 2007)	99800	4990	44910	54890	530	8809
312	N018-1-IN	Reproductive and Child Health Project-Supl. Financ (Mar 26 2003)	9454	945	8272	1182	13	1028
<b>Plan Year Total</b>			<b>3183361</b>	<b>203913</b>	<b>1498928</b>	<b>1684434</b>	<b>15101</b>	<b>370583</b>
<b>2007-2012 Eleventh Five Year Plan</b>								
313	36181-IN	Mizoram State Road Project (Aug 1 2007)	12100	1210	7562	4538	16	1010
314	3635-1-IN	Karnataka Community Based Tank Management Project (Nov 2 2007)	11000	550	4950	6050	37	846
315	3732-1-IN	Addl Financing for Andhra Pradesh Rural Poverty Reduction Project (Jan 25 2008)	42700	2135	18148	24552	225	3895
316	4291-IN	Andhra Pradesh and Telangana Commun. Based Tank Management Project (Jun 8 2007)	57794	2887	24590	33204	233	3739
317	4299-IN	Third National HIV/AIDS Control Project (Jul 5 2007)	162619	8131	69113	93506	657	13066
318	4319-IN	Vocational Training Improvement Project (Nov 2 2007)	165266	7975	73549	91717	840	11746
319	4323-IN	Bihar Rural Livelihoods Project (BRLP) (Aug 9 2007)	41400	2070	17595	23805	218	3252
320	4338-IN	Strengthening RURAL credit Co-op, Project (Nov 2 2007)	183428	9171	77957	105471	967	17100
321	4360-IN	Himachal Pradesh Development Policy Program (Nov 19 2007)	42500	2125	19125	23375	142	4055

क्र. संख्या Sl. No.	ऋण ब्यौरा/ आयोजना वार Loan Details/ Planwise	31.3.2024 तक प्राप्त की गई ऋण राशि Loan Amt. Aailed Upto 31.3.2024	मूलधन की पुनःअदायगी Principal Repaid		31.3.2024 को बकाया लेखा बंदी ऋण Closing Debt Outstanding as on 31.3.2024	व्याज और अन्य प्रभारों की अदायगी Payment of Interest & other charges		
			2023-24 के दौरान During 2023-24	31.3.2024 तक Upto 31.3.2024		2023-24 के दौरान During 2023-24	31.3.2024 तक Upto 31.3.2024	
322	4380-IN	Bihar Development Policy Operation - 1 (Jan 15 2008)	47800	2390	20315	27485	252	4567
323	4417-IN	Second Elementary Education Project (Aug 14 2008)	364400	18220	163980	200420	1934	33794
324	4461-IN	National vector Borne Disease Control and Polio Eradication Support Prj. (Feb 13 2009)	151459	7573	68157	83303	804	11803
325	4472-IN	Orissa Rural Livelihood Project-TRIPTI (Jan 27 2009)	43915	2156	20195	23720	229	2664
326	4499-IN	Orissa Community Tanks Management Project (Jan 27 2009)	16983	849	7642	9341	90	956
327	4632-IN	Second Madhya Pradesh District Poverty Initiatives Project (Jul 20 2009)	59718	2966	25608	34110	304	4066
328	4640-IN	Uttar Pradesh Sodic Lands Reclamation-III Project (Jul 20 2009)	117735	5727	51871	65864	605	6197
329	4653-IN	Andhra Pradesh Rural and Telangana Water Supply and Sanitation Project (Jan 22 2010)	77222	3824	33230	43992	421	4021
330	4675-IN	Addl.Financing for Andhra Pradesh RuralPoverty Reduction Project) (Dec 29 2009)	62900	3145	25160	37740	343	4903
331	4685-IN	Second Technical/Engineering Education Quality Improvement Project. (Jul 14 2010)	133147	6647	53372	79775	756	7120
332	4700-IN	Second Elementary Education Project (Additional Credit) (May 7 2010)	482600	24130	193040	289560	2746	39575
333	4709-IN	Additional Financing For Rajasthan Water Sector Restructuring (May 21 2010)	4301	215	1721	2581	16	319
334	4754-IN	Scaling up Sustanable & Responsible Microfinance Project (Jul 9 2010)	65900	3295	26360	39540	360	5153
335	4755-IN	Cpacity Building for Industrial Pollution Management Project (Jul 22 2010)	14908	707	6035	8874	78	716
336	4756-IN	Additional Financing for Tamil Nadu Health Systems Project (Jul 6 2010)	77111	3854	28933	48178	340	5246
337	4758-IN	West Bengal Institutional Strengthening of Gram Panchayats Project (Jul 15 2010)	130780	6535	49094	81686	718	8630
338	4765-IN	Integrated Coastal Zone Management Project (Jul 22 2010)	123601	5842	50578	73023	642	5465
339	4768-IN	Second Karnataka Rural Water Supply and Sanitation Project (Jul 17 2010)	82101	4099	30850	51251	464	5516
340	4772-IN	National Cyclone Risk Mitigation Project (Jan 14 2011)	152326	7469	58962	93364	659	6985
341	4787-IN	Dam Rehabilitation and Improvement Project (Dec 21 2011)	93016	4651	34881	58135	526	3826
342	4802-IN	Bihar - Kosi Flood Recovery Project (Jan 12 2011)	86438	4003	35239	51199	480	4582
343	4809-IN	Maharashtra Agricultural Competitiveness Project (Nov 2 2010)	57962	2814	22085	35878	224	2888
344	4812-IN	Second Additional Financing for Mizoram States Road Project (Oct 22 2010)	8595	430	3116	5479	34	733
345	4837-IN	Addl. Financing for TN Empr and Poverty Reduction"Vazhdhu Kaattuvom" Proj. (Dec 23 2010)	94554	4696	34685	59869	528	5535
346	4848-IN	PMGSY Rural Roads Project (Jan 14 2011)	176153	8808	59452	116701	5046	42504
347	4849-IN	PMGSY Rural Roads Project (Jan 14 2011)	394900	19745	133279	261621	2347	27229
348	4850-IN	Additional Financing for Uttarakhand Decentralized Watershed Development Pr (Mar 17 2011)	3844	192	1297	2547	23	290
349	4859-IN	Rajasthan Rural Livelihoods Project (May 24 2011)	76978	3816	25446	51532	451	3697
350	4872-IN	Kerala Local Government and Service Delivery Project (Jul 4 2011)	113777	5625	37844	75933	478	7494
351	4943-IN	Biodiversity Conservation & Rural Livelihoods Improvement Project (Jun 14 2011)	1949	41	1370	579	4	91
352	4955-IN	National Ganga River Basin project (Jun 14 2011)	123020	6151	36906	86114	765	5689
353	4978-IN	National Rural Livelihoods Project (Jul 18 2011)	334000	22044	143286	190714	4412	41799
354	4997-IN	Capacity Building for Urban Development Project (Dec 8 2011)	15801	892	7945	7856	188	1362
355	5027-IN	Second Kerala Rural Water Supply and Sanitation Project (Feb 15 2012)	95447	6258	38178	57269	1334	10928
356	5033-IN	Uttar Pradesh Health Systems Strengthening Project (Mar 21 2012)	91362	5965	36769	54593	1272	9624
357	5035-IN	North East Rural Livelihood Project (Jan 20 2012)	70573	4518	29223	41350	947	6970
<b>Plan Year Total</b>			<b>4766083</b>	<b>246547</b>	<b>1908690</b>	<b>2857393</b>	<b>34156</b>	<b>391644</b>
<b>Grand Total</b>			<b>23823839</b>	<b>1323296</b>	<b>13801934</b>	<b>10021905</b>	<b>129779</b>	<b>3242615</b>

क्र. संख्या Sl. No.	ऋण ब्यौरा/ आयोजना वार Loan Details/ Planwise	31.3.2024 तक प्राप्त की गई ऋण राशि Loan Amt. Availed Upto 31.3.2024	मूलधन की पुनःअदायगी Principal Repaid		31.3.2024 को बकाया लेखा बंदी ऋण Closing Debt Outstanding as on 31.3.2024	व्याज और अन्य प्रभारों की अदायगी Payment of Interest & other charges	
			2023-24 के दौरान During 2023-24	31.3.2024 तक Upto 31.3.2024		2023-24 के दौरान During 2023-24	31.3.2024 तक Upto 31.3.2024

**कृषि विकास के लिए अंतरराष्ट्रीय कोष**  
**International Fund for Agricultural Development**  
**मुद्रा: विशेष आहरण अधिकार हजारों में**  
**Currency : Thousands Special Drawing Right**

**2012-2017 Twelfth Five Year Plan**

1	0585-A-IN Additional Financing for Orrisa Tribal Empowerment and Livelihoods Programm (Feb 25 2014)	6329	316	1582	4747	100	1027
2	0879-IN Jharkhand Tribal Empowerment & Livelihood Project (Oct 4 2013)	22654	755	755	21899	168	827
3	2000001433 Post Tsunami Sustainable Livelihoods Prog.for Coastal communities of T N (Mar 30 2016)	10910	539	1741	9169	191	889
4	682MP-A-IN Addl. Financing to Tejaswini Rural Women Empowerment Programme (Jun 26 2014)	7743	385	1974	5769	121	819
<b>Plan Year Total</b>		<b>47636</b>	<b>1996</b>	<b>6052</b>	<b>41583</b>	<b>581</b>	<b>3562</b>

**1979-1980 Yearly Plan**

5	0023-IN Bhima Command Area Development Project (Oct 11 1979)	38500	962	33206	5294	60	10059
6	0032-IN Rajasthan CAD Project (Jan 4 1980)	42700	1068	36295	6405	72	10094
<b>Plan Year Total</b>		<b>81200</b>	<b>2030</b>	<b>69501</b>	<b>11699</b>	<b>132</b>	<b>20153</b>

**1980-1985 Sixth Five Year Plan**

7	0049-IN Sunderban Development Project (Dec 16 1980)	13350	334	11014	2336	26	3086
8	0081-IN M.P.Medium Irrigation Project (Jun 25 1982)	21900	548	17520	4380	48	5561
9	0124-IN Second U.P.Tubewell Project (Jul 28 1983)	27280	682	21142	6138	66	6512
<b>Plan Year Total</b>		<b>62530</b>	<b>1563</b>	<b>49676</b>	<b>12854</b>	<b>140</b>	<b>15158</b>

**1985-1990 Seventh Five Year Plan**

10	0214-IN Orissa Tribal Development Project (Feb 4 1988)	9250	231	6012	3237	34	1847
11	0240-IN T.N.Women Development Project (May 30 1989)	12932	323	7922	5010	53	2635
<b>Plan Year Total</b>		<b>22182</b>	<b>554</b>	<b>13934</b>	<b>8247</b>	<b>87</b>	<b>4482</b>

**1991-1992 Yearly Plan**

12	0282-IN A.P.Tribal Development Project (May 15 1991)	12961	324	7452	5508	58	2686
<b>Plan Year Total</b>		<b>12961</b>	<b>324</b>	<b>7452</b>	<b>5508</b>	<b>58</b>	<b>2686</b>

**1992-1997 Eighth Five Year Plan**

13	0325-IN Maharashtra Rural Credit (May 28 1995)	18971	474	9960	9011	94	3607
14	0349-IN AP Parti.Tribal Dev. Project (May 13 1994)	18950	632	12317	6632	53	2452
15	0379-IN Mewat Area Development Project (May 29 1995)	9545	318	6046	3498	28	1196
16	0439-IN Rural Women's Dev.& Empowerment (Mar 27 1997)	6490	216	3786	2704	21	759
<b>Plan Year Total</b>		<b>53956</b>	<b>1640</b>	<b>32110</b>	<b>21846</b>	<b>196</b>	<b>8014</b>

**1997-2002 Ninth Five Year Plan**

17	0444-IN NE Regn Community Resource Mana (May 20 1997)	16550	552	9378	7172	57	1640
18	0506-IN Jharkhand-Chhattisgarh Tribal Development Programe (Jun 25 1999)	13550	446	6641	6908	54	1181
19	0568-IN Livelihood Security Project for Earthquake-Gujarat (Feb 18 2002)	919	31	383	536	4	139
<b>Plan Year Total</b>		<b>31019</b>	<b>1028</b>	<b>16403</b>	<b>14616</b>	<b>115</b>	<b>2959</b>

**2002-2007 Tenth Five Year Plan**

20	0585-IN Orissa Tribal Empowerment & Livelihood Program (Dec 18 2003)	16050	535	6152	9897	77	1276
21	0662-IN Post-Tsunami Sustainable Livelihoods Prog. (Nov 11 2005)	9947	332	2822	7125	55	785
22	624-IN Livelihood Improvement Project for the Himalayas (Feb 20 2004)	23479	783	7826	15652	122	2171
23	682(MH)-IN Tejaswini Rural Women Empowerment Programme (Maharashtra) (Oct 12 2006)	18416	613	4929	13487	105	1303
24	682(MP)-IN Tejaswini Rural Women Empowerment Programme (MP) (Oct 12 2006)	9139	305	2438	6701	52	692
<b>Plan Year Total</b>		<b>77030</b>	<b>2567</b>	<b>24168</b>	<b>52862</b>	<b>411</b>	<b>6228</b>

**2007-2012 Eleventh Five Year Plan**

25	0748-IN Mitigating Poverty in Western Rajasthan (Oct 17 2008)	17876	596	3286	14590	113	1072
26	0779-IN Convergence of Agricultural Interventions in MH distressed Distt. Programme (Sep 30 2009)	22492	745	3873	18619	144	1194
27	691-IN Post Tsunami Sustainable Livelihood Prog.for Coastal communities of Tamil N (Nov 1 2007)	10294	343	2586	7708	60	496
28	710-IN Women's Empowerment and Livelihoods Programme in the Mid-Gangetic Plains (Dec 11 2008)	4176	139	974	3202	25	323
29	794-IN North Eastern Region Comm. Resource Management proj. for upland areas II (Jul 12 2010)	11418	381	1522	9895	76	857

क्र. संख्या Sl. No.	ऋण ब्यौरा/ आयोजना वार Loan Details/ Planwise	31.3.2024 तक प्राप्त की गई ऋण राशि Loan Amt. Aailed Upto 31.3.2024	मूलधन की पुनःअदायगी Principal Repaid		31.3.2024 को बकाया लेखा बंदी ऋण Closing Debt Outstanding as on 31.3.2024	व्याज और अन्य प्रभारों की अदायगी Payment of Interest & other charges	
			2023-24 के दौरान During 2023-24	31.3.2024 तक Upto 31.3.2024		2023-24 के दौरान During 2023-24	31.3.2024 तक Upto 31.3.2024
30	I-856-IN Integrated Livelihood Support Project (Feb 1 2012)	55624	1854	3708	51916	400	2347
<b>Plan Year Total</b>		<b>121880</b>	<b>4057</b>	<b>15950</b>	<b>105930</b>	<b>817</b>	<b>6288</b>
<b>Grand Total</b>		<b>510393</b>	<b>15760</b>	<b>235246</b>	<b>275147</b>	<b>2538</b>	<b>69529</b>

मुद्रा: अमरीकी डॉलर हजारों में  
Currency : Thousands U S Dollars

**2017-2018 For Financial Year**

31	2000001749 Andhra Pradesh Drought Mitigation Project (Sep 7 2017)	13415	644	1817	11599	242	1577
<b>Plan Year Total</b>		<b>13415</b>	<b>644</b>	<b>1817</b>	<b>11599</b>	<b>242</b>	<b>1577</b>
<b>Grand Total</b>		<b>13415</b>	<b>644</b>	<b>1817</b>	<b>11599</b>	<b>242</b>	<b>1577</b>

इटली

मुद्रा: यूरो हजारों में  
Italy

Currency : Thousands Euros

**2002-2007 Tenth Five Year Plan**

1	ITGL019 Water Supply & Solid Waste Mang.in West Bengal (May 30 2005)	278	0	0	278	0	0
<b>Plan Year Total</b>		<b>278</b>	<b>0</b>	<b>0</b>	<b>278</b>	<b>0</b>	<b>0</b>
<b>Grand Total</b>		<b>278</b>	<b>0</b>	<b>0</b>	<b>278</b>	<b>0</b>	<b>0</b>

जापान

मुद्रा: जापानी येन मिलियन में  
Japan

Currency : Millions Japanese Yen

**2017-2018 For Financial Year**

1	IDC-010 Gujarat Investment Promotion Program (Sep 15 2017)	16825	1601	3218	13607	89	524
<b>Plan Year Total</b>		<b>16825</b>	<b>1601</b>	<b>3218</b>	<b>13607</b>	<b>89</b>	<b>524</b>

**1992-1997 Eighth Five Year Plan**

2	IDP-094 Srisaillam Left bank P.S.P.II (Feb 28 1995)	22471	1096	21375	1096	50	10307
3	IDP-095 Srisaillam Left bank T. P.S. Project (Feb 28 1995)	7494	366	7129	366	17	2994
4	IDP-096 Assam Gas TPS & Tansmission (Feb 28 1995)	10552	515	10037	515	23	4816
5	IDP-097 Bakreswar T.P.S.& Extension Project (Feb 28 1995)	8337	407	7930	407	18	3563
6	IDP-098 Purulia Pumped Storage Project (Feb 28 1995)	20388	995	19394	995	45	6419
7	IDP-099 Kothagudem 'A' TPS Project (Feb 28 1995)	5084	248	4836	248	11	2201
8	IDP-100 National Highway Improvement Program II (Feb 28 1995)	3541	173	3368	173	8	1151
9	IDP-101 National Highway-24 Improvement Project (Feb 28 1995)	2795	136	2659	136	6	1004
10	IDP-103 Lake Bhopal Conservation & Management (Feb 28 1995)	6537	319	6218	319	14	2272
11	IDP-104 Rajasthan Forestry Development (Feb 28 1995)	4219	206	4013	206	9	1769
12	IDP-105 Industrial Pollution Control (WB) (Feb 28 1995)	955	47	909	47	2	339
13	IDP-108 Anpara Power Transmission System II (Jan 25 1996)	8055	393	7269	786	25	3203
14	IDP-109 Bangalore Water Supply & Sewerage Project (Jan 25 1996)	23047	1124	20799	2248	65	6613
15	IDP-111 Attappady Wasteland Comprehensive Environment (Jan 25 1996)	4867	234	4399	468	14	900
16	IDP-112 Gujarat Afforest. & Development Project (Jan 25 1996)	15732	767	14198	1535	44	5425
17	IDP-113 Kurnool-Cuddapah Canal Modernisation Project (Jan 25 1996)	15729	767	14194	1534	48	4772
18	IDP-117 West Bengal Transmission System project (Feb 25 1997)	10495	512	8959	1536	44	3606
19	IDP-118 Umiam Hydro Power Stn. Ren.Project (Feb 25 1997)	1693	83	1445	248	7	586
20	IDP-121 Delhi Mass Rapid Transport System (Feb 25 1997)	14760	720	12600	2160	62	5240
21	IDP-122 Calcutta Transport Infrastruct Development Project (Feb 25 1997)	10531	514	8990	1541	44	3260
22	IDP-123 Kerala Water Supply Project (Feb 25 1997)	11834	577	10104	1730	45	2378
23	IDP-124 Eastern Karnataka Afforestation Project (Feb 25 1997)	14832	723	12664	2168	57	4831
24	IDP-125 Tamil Nadu Afforestation Program (Feb 25 1997)	13286	648	11342	1944	51	4349
25	IDP-126 Rajghat Canal Irrigation Program (Feb 25 1997)	12565	613	10726	1839	53	3945
26	IDP-128 Srisailem Left Bk. Power Project (Feb 25 1997)	14184	692	11417	2768	76	5506
<b>Plan Year Total</b>		<b>263983</b>	<b>12872</b>	<b>236972</b>	<b>27011</b>	<b>840</b>	<b>91448</b>
<b>1997-2002 Ninth Five Year Plan</b>							
27	IDP-127 Simhadri and Vizag Trans.System (Dec 12 1997)	10437	509	8400	2036	56	3823
28	IDP-130 Bakreshwer Thermal Power Station Project II (Dec 12 1997)	32301	1576	25998	6303	172	12995

क्र. संख्या Sl. No.	ऋण ब्यौरा/ आयोजना वार Loan Details/ Planwise	31.3.2024 तक प्राप्त की गई ऋण राशि Loan Amt. Aailed Upto 31.3.2024	मूलधन की पुनःअदायगी Principal Repaid		31.3.2024 को बकाया लेखा बंदी ऋण Closing Debt Outstanding as on 31.3.2024	व्याज और अन्य प्रभारों की अदायगी Payment of Interest & other charges		
			2023-24 के दौरान During 2023-24	31.3.2024 तक Upto 31.3.2024		2023-24 के दौरान During 2023-24	31.3.2024 तक Upto 31.3.2024	
29	IDP-132	Punjab Afforestation Project (Dec 12 1997)	6188	302	4981	1207	30	2126
30	IDP-133	Chhattisgarh Sericulture Project (Dec 12 1997)	1205	59	970	235	6	402
31	IDP-134	Manipur Sericulture Project (Dec 12 1997)	3942	192	3173	769	21	1072
32	IDP-135	Rengali Irrigation Project (Dec 12 1997)	6844	334	5509	1335	36	2471
33	IDP-137	Bakreshwer Thermal Power Station Project III (Mar 24 1999)	9695	473	7331	2365	49	3009
34	IDP-139	Delhi Mass Rapid Transport System Project II (Mar 30 2001)	6732	328	4433	2299	46	2190
35	IDP-141	Delhi Mass Rapid Transport System Project (III) (Feb 13 2002)	28650	1398	17470	11181	220	9012
<b>Plan Year Total</b>			<b>105994</b>	<b>5170</b>	<b>78264</b>	<b>27730</b>	<b>637</b>	<b>37100</b>
<b>2002-2007 Tenth Five Year Plan</b>								
36	IDP-142	Simhadri & Vizag Transmission System Project II (May 10 2002)	5476	267	3205	2270	44	1640
37	IDP-143	West Bengal Transmission System Project (II) (May 10 2002)	2253	110	1319	934	18	598
38	IDP-145	Delhi Mass Rapid Transport System Project (IV) (Mar 31 2003)	33582	1638	18839	14743	288	10239
39	IDP-146	Punjab Afforestation Project (II) (Mar 31 2003)	4809	158	1813	2996	23	586
40	IDP-147	Bakreswar Thermal Power Station Units Ext. Project (Mar 31 2003)	36641	1787	20555	16086	315	9172
41	IDP-148	Rajasthan Forestry and Biodiversity Project (Mar 31 2003)	8619	283	3250	5369	42	1014
42	IDP-149	Yamuna Action Plan Project (II) (Mar 31 2003)	8328	273	3140	5188	41	773
43	IDP-150	Ajanta-Ellora Conser. & Tourism Dev. Pr. (II) (Mar 31 2003)	6455	312	3650	2805	55	1438
44	IDP-150A	Ajanta Ellora Conservation & Tourism Development Project-II (Mar 31 2003)	36	1	14	22	0	4
45	IDP-151	Delhi Mass Rapid Transport System Project (V) (Mar 31 2004)	56591	2761	28986	27605	387	11627
46	IDP-152	Purulia Pumped Storage Project (II) (Mar 31 2004)	23535	1148	12054	11480	161	4831
47	IDP-154	Rengali Irrigation Project (II) (Mar 31 2004)	6274	306	3213	3060	43	1130
48	IDP-155	Kurnool-Cuddapah Canal Modernization Project-II (Mar 31 2004)	3394	166	1739	1656	23	644
49	IDP-156	Umiam Stage-II Hydro Pj.Stn.Renovation & Modernizn (Mar 31 2004)	1826	89	935	890	12	252
50	IDP-157	Bisalpur Jaipur Water Supply Project (Mar 31 2004)	8874	433	4545	4329	61	1510
51	IDP-158	Int.Natural Resource Mgmt. & Povty.Pj. in Haryana (Mar 31 2004)	5961	195	2056	3905	30	657
52	IDP-159	Delhi Mass Rapid Transport System Project(VI) (Mar 31 2005)	19280	941	8935	10346	144	3882
53	IDP-161	Rajasthan Minor Irrigation Improvement Project (Mar 31 2005)	5351	253	2563	2788	39	561
54	IDP-162	Tamil Nadu Afforestation Project (II) (Mar 31 2005)	9200	301	2873	6327	49	1000
55	IDP-163	Karnataka Sus. Forest Manag.&Bio. Conservaton Pro (Mar 31 2005)	15041	493	4687	10354	81	1497
56	IDP-164	Ganga Action Plan Project (Varanasi) (Mar 31 2005)	6200	167	2686	3514	27	231
57	IDP-165	Bangalore Water Supply&Sewerage Project Phase II-I (Mar 31 2005)	41614	2027	19313	22301	311	5744
58	IDP-167	Purulia Pumped Storage Project (III) (Mar 31 2006)	13317	650	5522	7795	108	2200
59	IDP-168	Bangalore Water Supply and Sewerage Project (II-2) (Mar 31 2006)	9706	472	4037	5669	79	980
60	IDP-168A	Bangalore Water Supply and Sewerage Project (II-2) (Mar 31 2006)	17986	589	5036	12949	101	938
61	IDP-170	Delhi Mass Rapid Transport System Project-Phase 2 (Mar 31 2006)	14900	727	6178	8722	121	2880
62	IDP-171	Bangalore Metro Rail Project (Mar 31 2006)	38182	1855	15927	22255	308	5013
63	IDP-172	Swan River Integrated Watershed Management Project (Mar 31 2006)	3450	113	962	2488	19	282
64	IDP-173	Orissa Forestry Sector Development Project (Mar 31 2006)	12126	397	3401	8725	68	1059
65	IDP-174	Hussain Sagar Lake and Catchment Area Improv. Proj (Mar 31 2006)	4839	157	1383	3456	27	387
66	IDP-175	Kolkata Solid Waste Management Improvement Project (Mar 31 2006)	2468	79	729	1738	14	183
67	IDP-178	Transmission System Modernization & Strengthening Project in Hyderabad (Mar 30 2007)	15999	780	5853	10146	140	2230

क्र. संख्या Sl. No.	ऋण ब्यौरा/ आयोजना वार Loan Details/ Planwise	31.3.2024 तक प्राप्त की गई ऋण राशि Loan Amt. Availed Upto 31.3.2024	मूलधन की पुनःअदायगी Principal Repaid		31.3.2024 को बकाया लेखा बंदी ऋण Closing Debt Outstanding as on 31.3.2024	व्याज और अन्य प्रभारों की अदायगी Payment of Interest & other charges	
			2023-24 के दौरान During 2023-24	31.3.2024 तक Upto 31.3.2024		2023-24 के दौरान During 2023-24	31.3.2024 तक Upto 31.3.2024
68	IDP-179 Delhi Mass Rapid Transport System Project Phase 2(II) (Mar 30 2007)	13583	663	4969	8614	119	2617
69	IDP-181 Andhra Pradesh Irrigation & Livelihood Improvement Project (Mar 30 2007)	15130	727	5676	9454	130	1858
70	IDP-182 Tripura Forest Environmental Improvement & Poverty Alleviation Project (Mar 30 2007)	5459	178	1371	4088	32	428
71	IDP-183 Gujarat Forestry Development Project Phase 2 (Mar 30 2007)	14932	488	3704	11227	87	1226
72	IDP-184 Kerala Water Supply Project ( II ) (Mar 30 2007)	29634	1446	10842	18792	259	5067
73	IDP-185 Agra Water Supply Project (Mar 30 2007)	23177	1129	8505	14671	202	2357
74	IDP-186 Amritsar Sewerage Project (Mar 30 2007)	6154	200	1545	4609	36	343
75	IDP-187 Orissa Integrated Sanitation Improvement Project (Mar 30 2007)	19030	624	4680	14350	111	1123
<b>Plan Year Total</b>		<b>569410</b>	<b>25381</b>	<b>240691</b>	<b>328719</b>	<b>4155</b>	<b>90199</b>
<b>2007-2012 Eleventh Five Year Plan</b>							
76	IDP-189 Goa Water Supply and Sewerage Project (Sep 14 2007)	13278	589	5321	7957	109	1320
77	IDP-189A Goa Water Supply & Sewerage Project (Sep 14 2007)	5614	192	1105	4509	35	309
78	IDP-189B Goa Water Supply and Sewerage Project (Sep 14 2007)	1385	67	482	903	0	2
79	IDP-191 Delhi Mass Rapid Transport System Project Phase 2(III) (Mar 10 2008)	71529	3489	22680	48849	619	12385
80	IDP-191A Delhi Mass Rapid Transport. System Project Phase2(III) (Mar 10 2008)	571	28	181	390	0	1
81	IDP-192 Kolkata East-West Metro Project (Mar 10 2008)	4556	222	1445	3111	39	706
82	IDP-192A Kolkata East-West Metro Project (Mar 10 2008)	1834	89	581	1252	0	2
83	IDP-193 Hyderabad Outer Ring Road Project Phase-1 (Mar 10 2008)	23307	1137	7390	15917	202	3760
84	IDP-193A Hyderabad Outer Ring Road Project Phase-1 (Mar 10 2008)	856	42	271	584	0	1
85	IDP-194 Forest Department-Uttar Pradesh (Mar 10 2008)	6783	219	1523	5260	30	460
86	IDP-194A U. Pradesh Participatory Forest Management and Poverty Alleviation Project (Mar 10 2008)	622	20	133	488	0	1
87	IDP-195 Hogenakkal Water Supply and Fluorosis Mitigation Project (Mar 10 2008)	15908	776	5044	10864	138	2184
88	IDP-195A Hogenakkal Water Supply and Fluorosis Mitigation Project (Mar 10 2008)	977	48	310	667	0	1
89	IDP-196 Tamil Nadu Urban Infrastructure Project (Mar 10 2008)	6818	333	2162	4656	59	908
90	IDP-197 Chennai Metro Project (Nov 21 2008)	18434	899	4946	13488	170	2528
91	IDP-197A Chennai Metro Project (Nov 21 2008)	3295	161	884	2411	0	4
92	IDP-198 Hyderabad Outer Ring Road Project (Phase-II) (Nov 21 2008)	23786	1090	7431	16355	206	2763
93	IDP-198A Hyderabad Outer Ring Road Project (Phase-II) (Nov 21 2008)	1403	71	344	1059	0	1
94	IDP-199 Capacity Development for Forest Mgt. & Personnel Trg. Project (Nov 21 2008)	3156	103	569	2586	15	167
95	IDP-202 Delhi MassRapid Transport System Project Phase2(IV) (Mar 31 2009)	76038	3709	20400	55637	703	12052
96	IDP-202A Delhi Mass Rapid Transport System Project Phase2(IV) (Mar 31 2009)	506	25	136	370	0	1
97	IDP-203 Kerala Water Supply Project (III) (Mar 31 2009)	4476	218	1201	3275	41	578
98	IDP-203A Kerala Water Supply Project(III) (Mar 31 2009)	1186	58	318	868	0	1
99	IDP-204 Hogenakkal Water Supply & Fluorosis Mitigation Project (Phase 2 ) (Mar 31 2009)	7301	356	1959	5342	68	984
100	IDP-204A Hogenakkal Water Supply & Fluorosis Mitigation Project (Phase 2 ) (Mar 31 2009)	4	0	1	3	0	0
101	IDP-205 Dedicated Freight Corridor Project (Phase I) (Oct 27 2009)	2086	68	308	1779	0	10
102	IDP-206 Delhi Mass Rapid Transport System Project Phase 2(V) (Mar 31 2010)	30312	1479	6654	23658	348	5049
103	IDP-207 Kolkata East-West Metro Project (II) (Mar 31 2010)	21084	1029	4628	16456	242	2686
104	IDP-207A Kolkata East-West Metro Project (II) (Mar 31 2010)	1665	81	366	1299	0	2
105	IDP-208 Chennai Metro Project (II) (Mar 31 2010)	55646	2714	12215	43431	638	8147
106	IDP-208A Chennai Metro Project (II) (Mar 31 2010)	4205	205	923	3282	0	5
107	IDP-209 Dedicated Freight Corridor Project (Phase I)(II) (Mar 31 2010)	83588	2723	12797	70791	221	1771
108	IDP-209A Dedicated Freight Corridor Project (Phase I) (II) (Mar 31 2010)	5043	176	460	4583	1	3
109	IDP-210 Rengali Irrigation Project (Mar 31 2010)	3047	149	669	2378	35	521
110	IDP-210A Rengali Irrigation Project (III) (Mar 31 2010)	21	1	5	16	0	0



क्र. संख्या Sl. No.	ऋण ब्यौरा/ आयोजना वार Loan Details/ Planwise	31.3.2024 तक प्राप्त की गई ऋण राशि Loan Amt. Available Upto 31.3.2024	मूलधन की पुनःअदायगी Principal Repaid		31.3.2024 को बकाया लेखा बंदी ऋण Closing Debt Outstanding as on 31.3.2024	व्याज और अन्य प्रभारों की अदायगी Payment of Interest & other charges		
			2023-24 के दौरान During 2023-24	31.3.2024 तक Upto 31.3.2024		2023-24 के दौरान During 2023-24	31.3.2024 तक Upto 31.3.2024	
111	IDP-212	Dedicated Freight Corridor Project (Phase 2) (Jul 26 2010)	1224	40	161	1063	0	8
112	IDP-213	Himachal Pradesh Crop Diversification Promotion Proj (Feb 17 2011)	4207	205	727	3480	51	462
113	IDP-213A	(Himachal Pradesh Crop Diversification Promotion Project) (Feb 17 2011)	350	17	60	290	0	0
114	IDP-214	Tamil Nadu Biodiversity Conservation and Greening Project (Feb 17 2011)	7783	255	907	6876	46	437
115	IDP-214A	Tamil Nadu Biodiversity Conservation and Greening Project (Feb 17 2011)	95	3	11	84	0	0
116	IDP-216	Andhra Pradesh Rural High Voltage Distribution System Project (Jun 16 2011)	17445	572	1716	15729	105	953
117	IDP-216A	Andhra Pradesh Rural High Voltage Distribution System Project (Jun 16 2011)	29	1	3	26	0	0
118	IDP-217	Madhya Pradesh Transmission System Modernisation Project (Jun 16 2011)	12465	812	6376	6089	33	523
119	IDP-220	Bangalore Metro Rail Project (II) (Jun 16 2011)	15896	775	2326	13569	198	1955
120	IDP-220A	Bangalore Metro Rail Project (II) (Jun 16 2011)	3764	184	551	3213	0	4
121	IDP-221	Rajasthan Forestry and Biodiversity Project (Phase-2) (Jun 16 2011)	14918	489	1477	13441	90	807
122	IDP-221A	Rajasthan Forestry and Biodiversity Project (Phase-2) (Jun 16 2011)	153	5	16	137	0	0
123	IDP-222	Delhi Mass Rapid Transport System Project Phase 3 (Mar 29 2012)	125257	6110	15275	109982	1608	16393
124	IDP-222A	Delhi Mass Rapid Transport System Project Phase 3 (Mar 29 2012)	2660	130	324	2336	0	2
125	IDP-223	West Bengal Forest and Biodiversity Conservation Project (Mar 29 2012)	4888	159	436	4452	30	217
126	IDP-223A	West Bengal Forest and Biodiversity Conservation Project (Mar 29 2012)	210	7	21	189	0	0
<b>Plan Year Total</b>			<b>711664</b>	<b>32330</b>	<b>156229</b>	<b>555435</b>	<b>6082</b>	<b>81075</b>
<b>2012-2017 Twelfth Five Year Plan</b>								
127	IDC-008	Tamil Nadu Investment Promotion Programme (Nov 12 2013)	12987	317	317	12670	182	1648
128	IDC-009	Tamil Nadu Investment Promotion Program Phase-2 (Mar 31 2017)	22145	0	22	22123	311	1697
129	IDP-226	Rajasthan Rural Water Supply and Fluorosis Mitigation Project (Nagaur) (Sep 28 2012)	34515	1684	3367	31148	455	2895
130	IDP-226A	Rajasthan Rural Water Supply and Fluorosis Mitigation Project (Nagaur) (Sep 28 2012)	730	36	71	659	0	1
131	IDP-227	Campus Development Project of Indian Institute of Technology, Hyderabad (Jan 28 2014)	5034	123	123	4911	70	275
132	IDP-227A	Campus Development Project of Indian Institute of Technology, Hyderabad (Jan 28 2014)	298	7	7	291	0	0
133	IDP-230	Chennai Metro Project(III) (Mar 28 2013)	47375	2311	3466	43909	641	6045
134	IDP-230A	Chennai Metro Rail Ltd (III) (Mar 28 2013)	1316	64	96	1220	0	1
135	IDP-233	Mumbai Metro Line 3 Project (Sep 17 2013)	64237	3130	3201	61036	890	5942
136	IDP-233A	Mumbai Metro Line 3 Project (Sep 17 2013)	6763	330	330	6433	1	4
137	IDP-238	Delhi Mass Rapid Transport System Project Phase 3(II) (Mar 31 2014)	148887	3628	3777	145110	2088	14337
<b>Plan Year Total</b>			<b>344288</b>	<b>11629</b>	<b>14778</b>	<b>329509</b>	<b>4637</b>	<b>32846</b>
<b>Grand Total</b>			<b>2012164</b>	<b>88984</b>	<b>730154</b>	<b>1282011</b>	<b>16441</b>	<b>333193</b>

नया विकास बैंक  
मुद्रा: अमरीकी डॉलर हजारों में  
**New Development Bank**  
Currency : Thousands U S Dollars

**2012-2017 Twelfth Five Year Plan**

1	16IN02	Development and Upgradation of Major District Roads - Madhya Pradesh (Mar 30 2017)	327735	21904	53609	274126	19476	46718
<b>Plan Year Total</b>			<b>327735</b>	<b>21904</b>	<b>53609</b>	<b>274126</b>	<b>19476</b>	<b>46718</b>

**2018-2019 For Financial Year**

2	17IN02	Madhya Pradesh Multi Village Rural Water Supply Project (Aug 20 2018)	246216	15395	30692	215524	15222	33964
<b>Plan Year Total</b>			<b>246216</b>	<b>15395</b>	<b>30692</b>	<b>215524</b>	<b>15222</b>	<b>33964</b>

**2020-2021 For Financial Year**

3	20IN03	Emergency Assistance Program in Combating COVID-19 (May 5 2020)	1000000	0	0	1000000	67492	135915
---	--------	---	---------	---	---	---------	-------	--------

क्र. संख्या Sl. No.	ऋण ब्यौरा/ आयोजना वार Loan Details/ Planwise	31.3.2024 तक प्राप्त की गई ऋण राशि Loan Amt. Available Upto 31.3.2024	मूलधन की पुनःअदायगी Principal Repaid		31.3.2024 को बकाया लेखा बंदी ऋण Closing Debt Outstanding as on 31.3.2024	व्याज और अन्य प्रभारों की अदायगी Payment of Interest & other charges	
			2023-24 के दौरान During 2023-24	31.3.2024 तक Upto 31.3.2024		2023-24 के दौरान During 2023-24	31.3.2024 तक Upto 31.3.2024
4	20IN05 Emergency Program Loan Supporting India's Economic Recovery from COVID-19 (Dec 16 2020)	1000000	0	0	1000000	67492	124110
<b>Plan Year Total</b>		<b>2000000</b>	<b>0</b>	<b>0</b>	<b>2000000</b>	<b>134985</b>	<b>260024</b>
<b>Grand Total</b>		<b>2573951</b>	<b>37298</b>	<b>84301</b>	<b>2489650</b>	<b>169683</b>	<b>340707</b>

अन्तरराष्ट्रीय विकास के लिए ओपेक निधि  
मुद्रा: अमरीकी डालर हजारों में  
**OPEC Fund for International Development**  
Currency : Thousands U S Dollars

**2002-2007 Tenth Five Year Plan**

1	1026-P CIPET Expansion Project (Jun 1 2005)	10922	547	10375	547	19	1703
<b>Plan Year Total</b>		<b>10922</b>	<b>547</b>	<b>10375</b>	<b>547</b>	<b>19</b>	<b>1703</b>

**2007-2012 Eleventh Five Year Plan**

2	1251-P Orissa Integrated Irrigated Agriculture and Water Management Project (Mar 12 2009)	24502	1652	17069	7433	241	4351
<b>Plan Year Total</b>		<b>24502</b>	<b>1652</b>	<b>17069</b>	<b>7433</b>	<b>241</b>	<b>4351</b>
<b>Grand Total</b>		<b>35423</b>	<b>2199</b>	<b>27444</b>	<b>7980</b>	<b>260</b>	<b>6054</b>

रुसी परिसंघ  
मुद्रा: भारतीय रुपया हजारों में  
**Russian Federation**  
Currency : Thousands Indian Rupee

**2012-2017 Twelfth Five Year Plan**

1	3/2641 Kudankulam Nuclear Power Project Unit 3 (Jul 17 2012)	135792	0	0	135792	24643	111149
2	3/2642 Kukankulam Nuclear Power Project Unit No 4 (Jul 17 2012)	112464	0	0	112464	21993	90471
<b>Plan Year Total</b>		<b>248256</b>	<b>0</b>	<b>0</b>	<b>248256</b>	<b>46636</b>	<b>201620</b>

**1997-2002 Ninth Five Year Plan**

3	RUGL005 Kudankulam Nuclear Power Project dt.21/06/98(supl) (Jun 21 1998)	1434211	50310	1434211	0	4064	547885
<b>Plan Year Total</b>		<b>1434211</b>	<b>50310</b>	<b>1434211</b>	<b>0</b>	<b>4064</b>	<b>547885</b>
<b>Grand Total</b>		<b>1682467</b>	<b>50310</b>	<b>1434211</b>	<b>248256</b>	<b>50700</b>	<b>749505</b>

मुद्रा: भारतीय रुपया हजारों में  
**Currency : Thousands Indian Rupee**

**1992-1997 Eighth Five Year Plan**

4	3-4008 Non-Reschedule Without Interest (Jan 29 1993)	651953	17776	568781	83172	0	0
5	3-4009 Rescheduled Portion of USSR Debt 1992 (Jan 29 1993)	11639275	258665	8017963	3621312	0	0
<b>Plan Year Total</b>		<b>12291228</b>	<b>276441</b>	<b>8586744</b>	<b>3704484</b>	<b>0</b>	<b>0</b>
<b>Grand Total</b>		<b>12291228</b>	<b>276441</b>	<b>8586744</b>	<b>3704484</b>	<b>0</b>	<b>0</b>

संयुक्त राज्य अमरीका  
मुद्रा: अमरीकी डालर हजारों में  
**United States of America**  
Currency : Thousands U S Dollars

**1980-1985 Sixth Five Year Plan**

1	386-T-228A Rajasthan Medium Irrigation Dt.15-12-80 (Dec 15 1980)	20000	954	19017	983	51	14067
2	386-T-230B MP Social Forestry Dt.20-11-81 (Nov 20 1981)	3860	179	3486	374	15	2709
3	386-T-233 Integrated Child Development (Sep 15 1983)	2000	91	1760	240	9	1372
4	386-T-233A Integrated Child development Project (Sep 15 1983)	4344	204	4026	318	14	2768
5	386-T-235 MP Minor Irrigation Project (Jul 30 1983)	31400	1498	29856	1544	80	19473
6	386-T-235A M.P.Minor Irrigation Project (Jul 30 1983)	7600	352	6864	736	30	5056
7	386-T-236 Irrigation Training & Management (Jul 30 1983)	10000	463	9031	969	40	6335
8	386-T-238 Hill Areas Land and Development (Jul 31 1984)	12928	599	11675	1253	51	8537
9	386-T-238A Hill Area Land Development (Jul 31 1984)	3251	142	2639	612	22	3662
10	386-T-238B Hill Area Land and Development (Jul 31 1984)	5000	218	4059	941	33	3210
11	386-T-239 Maharashtra Minor Irrigation (Jul 31 1984)	24899	1120	21333	3566	132	16448
12	386-T-239A Maharashtra Minor Irrigation Project (Jul 3 1984)	9982	462	9015	967	39	6053
<b>Plan Year Total</b>		<b>135264</b>	<b>6283</b>	<b>122762</b>	<b>12502</b>	<b>517</b>	<b>89690</b>

**1985-1990 Seventh Five Year Plan**

13	386-T-240 National Social Forestry (Jun 26 1985)	16400	748	14428	1972	76	11422
14	386-T-240A National Social Forestry (Jun 26 1985)	21000	916	17049	3951	139	11453
15	386-T-240B National Social Forestry (Jun 26 1985)	11500	473	8347	3153	105	7851
<b>Plan Year Total</b>		<b>48900</b>	<b>2138</b>	<b>39824</b>	<b>9076</b>	<b>320</b>	<b>30725</b>
<b>Grand Total</b>		<b>184164</b>	<b>8421</b>	<b>162586</b>	<b>21578</b>	<b>837</b>	<b>120415</b>

दिनांक 31 मार्च, 2024 तक प्राप्त किए गए ऋण/उधार के देशवार/संस्थावार संवितरण  
के ब्यौरे दर्शाने वाला विवरण (सरकारी ऋण)

**STATEMENT SHOWING DETAILS OF COUNTRY/INSTITUTION-WISE DISBURSING LOANS/CREDITS  
RECEIVED UPTO MARCH 31, 2024 (GOVT. LOANS)**

क्र. संख्या Sl. No.	ऋण ब्यौरा/ आयोजना वार Loan Details/ Planwise	रद्द हुए करारों को निकाल कर हस्ताक्षरित करार का मूल्य Value of Aggrement signed less Cancellation	उपयोग Utilisation		31.3.2024 को अनाहरित शेष Undrawn Balance as on 31.3.2024	मूलधन की पुनःअदायगी Principal Repaid		31.03.2024 को बकाया लेखा बंदी ऋण Closing & Debt Outstanding as on 31.3.2024	ब्याज और अन्य प्रभारों की अदायगी Payment of Interest other charged paid			
			2023-24 के दौरान During 2023-24	31.3.2024 तक Upto 31.3.2024		2023-24 के दौरान During 2023-24	31.3.2024 तक Upto 31.3.2024		2023-24 के दौरान During 2023-24	31.3.2024 तक Upto 31.3.2024	2023-24 के दौरान During 2023-24	31.3.2024 तक Upto 31.3.2024

एशियाई विकास बैंक  
मुद्रा: अमरीकी डालर हजारों में  
Asian Development Bank  
Currency : Thousands U S Dollars

**2012-2017 Twelfth Five Year Plan**

1	3118-IND SASEC Road Connectivity Investment Program (Tranche-1) (Mar 26 2015)	300000	17910	275713	24287	14446	54618	221096	14042	37296
2	3396-IND Bihar New Ganga Bridge Project (Nov 15 2016)	450840	70501	368814	82026	15684	32606	336209	17968	33195
3	3413-IND Kolkata Environmental Improvement Investment Program Project-2 (Nov 21 2016)	190000	8401	140492	49508	9358	21247	119245	7530	17098
4	3430-IND Visakhapatnam-Chennai Industrial Corridor Development Programme-Project-1 (Feb 23 2017)	245000	4083	151231	93769	7493	17747	133484	8553	19770
	<b>Plan Year Total</b>	<b>1185840</b>	<b>100896</b>	<b>936251</b>	<b>249589</b>	<b>46982</b>	<b>126217</b>	<b>810034</b>	<b>48093</b>	<b>107360</b>

**2017-2018 For Financial Year**

5	3528-IND Madhya Pradesh Urban Services Improvement Project (Jun 19 2017)	250000	26052	202246	47754	9069	13074	189173	10284	18705
6	3573-IND Himachal Pradesh Skills Development Project (Mar 28 2018)	80000	16011	56601	23399	3325	4574	52028	2792	4656
	<b>Plan Year Total</b>	<b>330000</b>	<b>42063</b>	<b>258848</b>	<b>71152</b>	<b>12395</b>	<b>17647</b>	<b>241200</b>	<b>13076</b>	<b>23361</b>

**2018-2019 For Financial Year**

7	3539-IND Odisha Skill Development Project (Dec 3 2018)	75000	16533	43974	31026	2127	2733	41242	1750	2668
8	3619-IND Karnataka State Highways Improvement III Project (Aug 30 2018)	343320	63042	236652	106668	9287	9287	227365	10760	15621
9	3662-IND Madhya Pradesh Irrigation Efficiency Improvement Project (Aug 29 2018)	285000	10988	222395	62605	5259	5259	217136	12663	20415
10	3689-IND Kolkata Environmental Improvement Investment Program-Tranche-3 (Oct 3 2018)	100000	9313	56799	43201	1893	1893	54906	3320	5317
11	3696-IND West Bengal Drinking Water Sector Improvement Project (Oct 3 2018)	240000	21857	138999	101001	3121	3121	135878	7553	13267
12	3703-IND Second Rural connectivity Investment Program -Project 2 (Oct 5 2018)	86885	0	86885	0	2172	2172	84713	5371	10574
13	3710-IND Madhya Pradesh Skills Development Project (Oct 3 2018)	150000	46419	105964	44036	3221	3221	102743	5081	7709
14	3718-IND Tamil Nadu Urban Flagship Investment Program- Project-1 (Nov 16 2018)	169000	21803	91922	77078	734	734	91188	5061	9110
15	3726-IND Karnataka Integrated Urban Water Management Investment Program-Project-2 (Nov 27 2018)	75000	11022	61451	13549	0	0	61451	2934	4591
16	3738-IND Bihar State Highway III Project (Additional Financing) (Nov 26 2018)	151990	7666	141238	10752	0	0	141238	7852	12211
17	3775-IND Mumbai metro Rail System Project (Mar 1 2019)	815740	75458	328391	487349	0	0	328391	18341	32812
	<b>Plan Year Total</b>	<b>2491935</b>	<b>284101</b>	<b>1514672</b>	<b>977264</b>	<b>27815</b>	<b>28421</b>	<b>1486251</b>	<b>80686</b>	<b>134297</b>



क्र. संख्या Sl. No.	ऋण व्यौरा/ आयोजना वार Loan Details/ Planwise	रह हुए करारों को निकाल कर हस्ताक्षरित करार का मूल्य Value of Aggrement signed less Cancellation	उपयोग Utilisation		31.3.2024 को अनाहरित शेष Undrawn Balance as on 31.3.2024	मूलधन की पुनःअदायगी Principal Repaid		31.03.2024 को बकाया लेखा बंदी ऋण Closing & Debt Outstanding as on 31.3.2024	व्याज और अन्य प्रभारों की अदायगी Payment of Interest other charged paid	
			2023-24 के दौरान During 2023-24	31.3.2024 तक Upto 31.3.2024		2023-24 के दौरान During 2023-24	31.3.2024 तक Upto 31.3.2024		2023-24 के दौरान During 2023-24	31.3.2024 तक Upto 31.3.2024
41	Additional Financing (Sep 8 2021) 4106-IND Inclusive, Resilient, and Sustainable Housing Unit Pj. for TN (Dec 7 2021)	300000	68759	179834	120166	0	0	179834	6977	7871
42	4113-IND Integrated Urban Flood Management for the Chennai- Kosasthalaiyar Basin Proj (Oct 26 2021)	150000	16467	22994	127006	0	0	22994	940	1248
43	4117-IND Maharashtra Agribusiness Network Project (Oct 26 2021)	251000	55386	141561	109439	0	0	141561	7165	9259
44	4133-IND Agartala City Urban Development Project (Nov 12 2021)	100000	10562	15997	84003	0	0	15997	735	1027
45	4147-IND Responsive COVID-19 Vacciness for Recovery Project (Dec 31 2021)	61000	2733	6154	54846	0	0	6154	292	398
46	4148-IND Uttarakhand Integrated and Resilient Urban Development Project (Dec 7 2021)	499335	0	499335	0	0	0	499335	28031	31560
47	4151-IND Responsive COVID-19 Vacciness for Recovery Project (Dec 31 2021)	125000	22178	37673	87327	0	0	37673	1181	1418
48	4166-IND Assam Skill Unversity Project (Dec 17 2021)	578602	0	578602	0	0	0	578602	32718	39776
49	6033-IND Sikkim Major District Road Upgradation Project (Jun 3 2021)	112000	7665	9616	102384	0	0	9616	348	483
50	6038-IND Aizawl Sustainable Urban Transport Project (Oct 26 2021)	2500	412	955	1545	0	0	955	32	36
	<b>Plan Year Total</b>	<b>3579937</b>	<b>493061</b>	<b>2197930</b>	<b>1382007</b>	<b>0</b>	<b>0</b>	<b>2197930</b>	<b>102791</b>	<b>122247</b>
<b>2022-2023 For Financial Year</b>										
51	4196-IND Himachal Pradesh Rural Drinking Water Improvement and Livelihood Project (Aug 16 2022)	96300	16402	18629	77671	0	0	18629	470	470
52	4242-IND Connecting economic Cluster for Inclusive Growth in Maharashtra Project (Dec 30 2022)	350000	118415	118415	231585	0	0	118415	1259	1259
53	4248-IND Tripura Power Distribution Strengthening and Generation Efficiency Improvement Project (Dec 30 2022)	220000	26107	26107	193893	0	0	26107	340	340
54	4253-IND Tamil Nadu Urban Flagship Investment Program - Project 3 (Dec 27 2022)	125000	6346	6346	118654	0	0	6346	137	137
55	4262-IND Rajasthan State Highway Investment Program - Project 3 (Dec 20 2022)	110000	41614	41614	68386	0	0	41614	505	505
56	4265-IND Assam South Asia Subregional Economic Corridor Connectivity Improvement Project (Dec 28 2022)	300000	9803	9803	290197	0	0	9803	401	401
57	4273-IND Chennai Metro Rail Investment Project (Dec 29 2022)	350000	147114	147114	202886	0	0	147114	2771	2771
58	4275-IND Strengthening Multimodal and Integrated Logistics Ecosystem Program (Dec 23 2022)	250000	250000	250000	0	0	0	250000	8182	8182
59	6045-IND Nagaland Urban Infrastructure Development Project (Apr 11 2022)	2000	555	702	1298	0	0	702	27	29
60	6046-IND Infrastructure Development of Industrial Estates in Tripura (May 17 2022)	2000	662	992	1008	0	0	992	37	40
61	6047-IND Agartala Municipal Insfrastructure Development Project (Nov 29 2022)	3000	476	476	2524	0	0	476	9	9
	<b>Plan Year Total</b>	<b>1808300</b>	<b>617494</b>	<b>620197</b>	<b>1188103</b>	<b>0</b>	<b>0</b>	<b>620197</b>	<b>14139</b>	<b>14144</b>
<b>2023-2024 For Financial Year</b>										
62	4291-IND Himachal Pradesh Subtropical, Horticulture, Irrigation, and Value Addition Project (Jun 8 2023)	130000	2926	2926	127074	0	0	2926	87	87
63	4312-IND Visakhapatnam-Chennai Industrial Development Program - Tranche 2 (May 23 2023)	141120	0	0	141120	0	0	0	50	50

क्र. संख्या Sl. No.	ऋण ब्यौरा/ आयोजना वार Loan Details/ Planwise	रद्द हुए करारों को निकाल कर हस्ताक्षरित करार का मूल्य Value of Aggrement signed less Cancellation	उपयोग Utilisation		31.3.2024 को अनाहरित शेष Undrawn Balance as on 31.3.2024	मूलधन की पुनःअदायगी Principal Repaid		31.03.2024 को बकाया लेखा बंदी ऋण Closing & Debt Outstanding as on 31.3.2024	व्याज और अन्य प्रभारों की अदायगी Payment of Interest other charged paid	
			2023-24 के दौरान During 2023-24	31.3.2024 तक Upto 31.3.2024		2023-24 के दौरान During 2023-24	31.3.2024 तक Upto 31.3.2024		2023-24 के दौरान During 2023-24	31.3.2024 तक Upto 31.3.2024
64	4322-IND Enhancing Connectivity and Sustainability in Bihar Roads Project (Jul 27 2023)	295000	30469	30469	264531	0	0	30469	0	0
65	4325-IND Rajasthan Secondary Towns Development Sector Project - Additional Finanacing (Jul 27 2023)	200000	34934	34934	165066	0	0	34934	112	112
66	4335-IND EARLY CHILDHOOD DEVELOPMENT IN MEGHALAYA PROJECT (Mar 1 2024)	40500	0	0	40500	0	0	0	0	0
67	4352-IND Climate Resilient Brahmputra Ingegrated Floor and Riverbank Erosion Risk Management Project Assam (Feb 5 2024)	200000	0	0	200000	0	0	0	0	0
68	4357-IND Ahmedabad Peri Urban Livability Improvement Project (Mar 13 2024)	181000	0	0	181000	0	0	0	0	0
69	4361-IND Enhancing Connectivity and Resilience of the Madhya Pradesh Road Network Project (Dec 5 2023)	175000	0	0	175000	0	0	0	0	0
70	4362-IND Sustainable Urban Development and Service Delivery Program- Subprogram 2) (Nov 13 2023)	400000	400000	400000	0	0	0	400000	0	0
71	4375-IND Tripura Urban & Tourism Dovelopment Project (Dec 22 2023)	100000	0	0	100000	0	0	0	0	0
72	4401-IND Power Sector Reform Program -Sub Program 1 (Dec 15 2023)	250000	250000	250000	0	0	0	250000	0	0
73	4402-IND Uttarakhand Climate Resilient Power System Development Project (Dec 13 2023)	200000	0	0	200000	0	0	0	0	0
74	4407-IND Uttrakhand Integrated and Resilient Urban Development Project - Additional Financing (Dec 13 2023)	200000	0	0	200000	0	0	0	0	0
75	4421-IND Industrial Corridor Development Program- Subprogram 2 (Dec 15 2023)	250000	250000	250000	0	0	0	250000	0	0
76	4437-IND Promoting Research and Innovation through GIFTCL at Gujarat International Finance Tec-City Project (Mar 14 2024)	23000	0	0	23000	0	0	0	0	0
	<b>Plan Year Total</b>	<b>2785620</b>	<b>968329</b>	<b>968329</b>	<b>1817291</b>	<b>0</b>	<b>0</b>	<b>968329</b>	<b>249</b>	<b>249</b>
	<b>Grand Total</b>	<b>16147412</b>	<b>3059635</b>	<b>9127295</b>	<b>7020117</b>	<b>87192</b>	<b>172285</b>	<b>8955010</b>	<b>390286</b>	<b>584528</b>

एशियाई अवसंचरना निवेश बैंक  
मुद्रा: अमरीकी डालर हजारों में  
Asian Infrastructure Investment Bank  
Currency : Thousands U S Dollars

#### 2018-2019 For Financial Year

1	L0020A-IND Madhya Pradesh Rural Connectivity Project (Jun 24 2018)	140000	12168	122892	17108	0	0	122892	7937	17336
2	L0063A-IND Andhra Pradesh Rural Roads Project (Feb 25 2019)	455000	0	111138	343862	0	0	111138	7633	15844
3	L0079A-IND AP Urban Water Supply Septage Mgt Improvement Pj. (Feb 25 2019)	400000	0	44688	355312	894	894	43794	3846	10053
	<b>Plan Year Total</b>	<b>995000</b>	<b>12168</b>	<b>278717</b>	<b>716283</b>	<b>894</b>	<b>894</b>	<b>277823</b>	<b>19417</b>	<b>43233</b>

#### 2019-2020 For Financial Year

4	L0038A-IND Bangalore Metro Rail Project - Line R6 (Jun 4 2019)	335000	99990	234148	100852	0	0	234148	11570	19403
	<b>Plan Year Total</b>	<b>335000</b>	<b>99990</b>	<b>234148</b>	<b>100852</b>	<b>0</b>	<b>0</b>	<b>234148</b>	<b>11570</b>	<b>19403</b>

#### 2020-2021 For Financial Year

5	L0054A-IND West Bengal Major Irrigation and Flood Management Project (May 15 2020)	145000	54251	105722	39278	0	0	105722	4342	6425
---	--	--------	-------	--------	-------	---	---	--------	------	------

क्र. संख्या Sl. No.	ऋण ब्यौरा/ आयोजना वार Loan Details/ Planwise	रद्द हुए करारों को निकाल कर हस्ताक्षरित करार का मूल्य Value of Aggrement signed less Cancellation	उपयोग Utilisation		31.3.2024 को अनाहरित शेष Undrawn Balance as on 31.3.2024	मूलधन की पुनःअदायगी Principal Repaid		31.03.2024 को बकाया लेखा बंदी ऋण Closing & Debt Outstanding as on 31.3.2024	व्याज और अन्य प्रभारों की अदायगी Payment of Interest other charged paid	
			2023-24 के दौरान During 2023-24	31.3.2024 तक Upto 31.3.2024		2023-24 के दौरान During 2023-24	31.3.2024 तक Upto 31.3.2024		2023-24 के दौरान During 2023-24	31.3.2024 तक Upto 31.3.2024
6	L0228A-IND Mumbai Urban Transport Project 3 (Aug 24 2020)	500000	52019	126458	373542	0	0	126458	5403	9765
7	L0302A-IND Assam Intra-State Transmission System Enhancement Project (Feb 23 2021)	304000	10607	35397	268603	0	0	35397	2128	4211
8	L0380A-IND India COVID-19 Emergency Response and Health Systems Preparedness Project (May 8 2020)	500000	0	500000	0	0	0	500000	32162	55827
	<b>Plan Year Total</b>	<b>1449000</b>	<b>116877</b>	<b>767576</b>	<b>681424</b>	<b>0</b>	<b>0</b>	<b>767576</b>	<b>44035</b>	<b>76229</b>
<b>2021-2022 For Financial Year</b>										
9	L0301A-IND Chennai Metro Rail Phase 2 - Corridor 4 Project (Oct 26 2021)	356670	67949	166886	189784	0	0	166886	7636	10086
10	L0352A-IND Delhi-Meerut Regional Rapid Transit System Project (Mar 10 2022)	500000	234556	384644	115356	0	0	384644	13075	15294
11	L0448A-IND Punjab Municipal Services Improvement Project (Oct 12 2021)	105000	4996	8392	96608	0	0	8392	520	1078
12	L0453A-IND Kerala Solid Waste Management Project (Jan 21 2022)	105000	2800	4761	100239	0	0	4761	465	965
13	L0454A-IND West Bengal Electricity Distribution Grid Modernisation Project (Jan 28 2022)	135000	26150	45993	89007	0	0	45993	1559	2119
14	L0463A-IND The Resilient Kerala Program (Aug 10 2021)	125000	11300	25562	99438	0	0	25562	1219	2175
15	L0477A-IND Chennai City Partnership: Sustainable Urban Services Program (Nov 30 2021)	150000	31012	34688	115312	0	0	34688	647	1358
16	L0479A-IND Gujarat Education Infrastructure and Technology Modernisation Program (Jan 7 2022)	250000	36818	131422	118578	0	0	131422	6596	7895
17	L0564A-IND Responsive COVID-19 Vaccines for Recovery Project (Jan 21 2022)	398227	0	398227	0	0	0	398227	23757	29973
	<b>Plan Year Total</b>	<b>2124897</b>	<b>415582</b>	<b>1200575</b>	<b>924322</b>	<b>0</b>	<b>0</b>	<b>1200575</b>	<b>55474</b>	<b>70942</b>
<b>2022-2023 For Financial Year</b>										
18	L0315A-IND Assam Electricity Distribution System Enhancement & Loss Reduction Project (Apr 25 2022)	386000	33435	45407	340593	0	0	45407	1716	2987
19	L0440A-IND Assam Secondary Road Network Improvement Project (Sep 9 2022)	320000	15335	22617	297383	0	0	22617	1194	1994
20	L0449A-IND Second Dam Rehabilitation and Improvement Project (May 19 2022)	250000	12719	13344	236656	0	0	13344	891	1516
	<b>Plan Year Total</b>	<b>956000</b>	<b>61489</b>	<b>81367</b>	<b>874633</b>	<b>0</b>	<b>0</b>	<b>81367</b>	<b>3801</b>	<b>6498</b>
<b>2023-2024 For Financial Year</b>										
21	L0336A-IND Chennai Peripheral Ring Road Sections 2&3 Projects (Apr 13 2023)	378000	16077	16077	361923	0	0	16077	1269	1269
22	L0368A-IND Chennai Metro Rail Phase 2 - Corridor 5 Project (Jun 7 2023)	438750	110138	110138	328612	0	0	110138	1621	1621
23	L0370A-IND haryana Orbital Rail Corridor Part A Project (Jun 8 2023)	128000	320	320	127680	0	0	320	469	469
	<b>Plan Year Total</b>	<b>944750</b>	<b>126535</b>	<b>126535</b>	<b>818215</b>	<b>0</b>	<b>0</b>	<b>126535</b>	<b>3358</b>	<b>3358</b>
	<b>Grand Total</b>	<b>6804647</b>	<b>832640</b>	<b>2688917</b>	<b>4115730</b>	<b>894</b>	<b>894</b>	<b>2688023</b>	<b>137654</b>	<b>219663</b>
<p>यूरोपीय निवेश बैंक मुद्रा: यूरो हजारों में <b>European Investment Bank</b> <b>Currency : Thousands Euros</b></p>										
<b>2017-2018 For Financial Year</b>										
1	EIBGLN0003 86976-Bangalore Metro Rail Project - Line R6 - A (Oct 5 2017)	300000	100000	300000	0	6452	9677	290323	6977	8329
	<b>Plan Year Total</b>	<b>300000</b>	<b>100000</b>	<b>300000</b>	<b>0</b>	<b>6452</b>	<b>9677</b>	<b>290323</b>	<b>6977</b>	<b>8329</b>

क्र. संख्या Sl. No.	ऋण ब्यौरा/ आयोजना वार Loan Details/ Planwise	रह हुए करारों को निकाल कर हस्ताक्षरित करार का मूल्य Value of Aggrement signed less Cancellation	उपयोग Utilisation		31.3.2024 को अनाहरित शेष Undrawn Balance as on 31.3.2024	मूलधन की पुनःअदायगी Principal Repaid		31.03.2024 को बकाया लेखा बंदी ऋण Closing & Debt Outstanding as on 31.3.2024	व्याज और अन्य प्रभारों की अदायगी Payment of Interest other charged paid	
			2023-24 के दौरान During 2023-24	31.3.2024 तक Upto 31.3.2024		2023-24 के दौरान During 2023-24	31.3.2024 तक Upto 31.3.2024		2023-24 के दौरान During 2023-24	31.3.2024 तक Upto 31.3.2024
<b>2018-2019 For Financial Year</b>										
2	EIBGLN0004 88419-Bangalore Metro Rail Project - Line R6 - B (Sep 28 2018)	200000	100000	100000	100000	0	0	100000	0	0
	<b>Plan Year Total</b>	<b>200000</b>	<b>100000</b>	<b>100000</b>	<b>100000</b>	<b>0</b>	<b>0</b>	<b>100000</b>	<b>0</b>	<b>0</b>
<b>2019-2020 For Financial Year</b>										
3	EIBGLN0005 88702-Pune Metro Rail Project A (Jul 22 2019)	200000	0	134664	65336	4321	4321	130343	6398	9195
4	EIBGLN0006 87938-Bhopal Metro Rail Project - A (Dec 20 2019)	250000	0	0	250000	0	0	0	0	0
	<b>Plan Year Total</b>	<b>450000</b>	<b>0</b>	<b>134664</b>	<b>315336</b>	<b>4321</b>	<b>4321</b>	<b>130343</b>	<b>6398</b>	<b>9195</b>
<b>2020-2021 For Financial Year</b>										
5	EIBGLN0007 91823-Kanpur Metro Project Tranche 1 (Aug 31 2020)	200000	0	200000	0	0	0	200000	8635	8635
6	EIBGLN0008 93176-Kanpur Metro Project B (Dec 29 2020)	150000	0	0	150000	0	0	0	0	0
	<b>Plan Year Total</b>	<b>350000</b>	<b>0</b>	<b>200000</b>	<b>150000</b>	<b>0</b>	<b>0</b>	<b>200000</b>	<b>8635</b>	<b>8635</b>
<b>2021-2022 For Financial Year</b>										
7	92954-EIB 92954- Agra Metro Rail Project A (Dec 22 2021)	250000	0	0	250000	0	0	0	0	0
8	93665-EIB 93665-EIB Pune Metro Rail Project -B (May 7 2021)	150000	0	0	150000	0	0	0	0	0
	<b>Plan Year Total</b>	<b>400000</b>	<b>0</b>	<b>0</b>	<b>400000</b>	<b>0</b>	<b>0</b>	<b>0</b>	<b>0</b>	<b>0</b>
<b>2022-2023 For Financial Year</b>										
9	91824-EIB 91824-Bhopal Metro Rail Project - B (Dec 8 2022)	150000	0	0	150000	0	0	0	0	0
10	95761-EIB 95761-EIB Pune Metro Rail Project -C (Dec 8 2022)	150000	0	0	150000	0	0	0	0	0
	<b>Plan Year Total</b>	<b>300000</b>	<b>0</b>	<b>0</b>	<b>300000</b>	<b>0</b>	<b>0</b>	<b>0</b>	<b>0</b>	<b>0</b>
	<b>Grand Total</b>	<b>2000000</b>	<b>200000</b>	<b>734664</b>	<b>1265336</b>	<b>10773</b>	<b>13998</b>	<b>720665</b>	<b>22009</b>	<b>26159</b>

फ्रांस  
मुद्रा: यूरो हजारों में  
France  
Currency : Thousands Euros

**2017-2018 For Financial Year**

1	CIN106801W Deothal Chanju and Chanju III Hydro Power Project HP (Jul 4 2017)	80000	0	5068	74932	0	0	5068	254	282
2	CIN107801X Puducherry Water Supply Project (Jun 30 2017)	65000	0	6214	58786	0	0	6214	740	1008
	<b>Plan Year Total</b>	<b>145000</b>	<b>0</b>	<b>11282</b>	<b>133718</b>	<b>0</b>	<b>0</b>	<b>11282</b>	<b>994</b>	<b>1291</b>

**2018-2019 For Financial Year**

3	CIN1104 Pune Metro Rail Project (Jan 28 2019)	180000	11737	154825	25175	4976	4976	149848	7299	10921
	<b>Plan Year Total</b>	<b>180000</b>	<b>11737</b>	<b>154825</b>	<b>25175</b>	<b>4976</b>	<b>4976</b>	<b>149848</b>	<b>7299</b>	<b>10921</b>

**2019-2020 For Financial Year**

4	CIN107401T Kochi Metro (Dec 27 2019)	27000	4090	6940	20060	0	0	6940	129	198
5	CIN1101H Assam Project on Forest & Biodiversity Conservation (Aug 19 2019)	50000	3068	13189	36811	0	0	13189	551	672
	<b>Plan Year Total</b>	<b>77000</b>	<b>7158</b>	<b>20128</b>	<b>56872</b>	<b>0</b>	<b>0</b>	<b>20128</b>	<b>680</b>	<b>871</b>

**2020-2021 For Financial Year**

6	CIN112501P Surat Metro (Jan 28 2021)	250000	26494	31489	218511	0	0	31489	732	739
	<b>Plan Year Total</b>	<b>250000</b>	<b>26494</b>	<b>31489</b>	<b>218511</b>	<b>0</b>	<b>0</b>	<b>31489</b>	<b>732</b>	<b>739</b>

**2022-2023 For Financial Year**

7	CIN109001R Water Supply for Pan City (Chandigarh) (Sep 14 2022)	48000	0	0	48000	0	0	0	0	0
---	---	-------	---	---	-------	---	---	---	---	---



क्र. संख्या Sl. No.	ऋण ब्यौरा/ आयोजना वार Loan Details/ Planwise	रद्द हुए करारों को निकाल कर हस्ताक्षरित करार का मूल्य Value of Aggrement signed less Cancellation	उपयोग Utilisation		31.3.2024 को अनाहरित शेष Undrawn Balance as on 31.3.2024	मूलधन की पुनःअदायगी Principal Repaid		31.03.2024 को बकाया लेखा बंदी ऋण Closing & Debt Outstanding as on 31.3.2024	व्याज और अन्य प्रभारों की अदायगी Payment of Interest other charged paid	
			2023-24 के दौरान During 2023-24	31.3.2024 तक Upto 31.3.2024		2023-24 के दौरान During 2023-24	31.3.2024 तक Upto 31.3.2024		2023-24 के दौरान During 2023-24	31.3.2024 तक Upto 31.3.2024
8	CIN1113 Himachal Water Supply and sanitation Project (Mar 3 2023)	40000	1378	1378	38622	0	0	1378	0	0
9	CIN1122 Resilient Kerala Programme (CFA) (Nov 3 2022)	100000	17232	30464	69536	0	0	30464	671	671
10	CIN1147 Rajasthan Forestry and Biodiversity Development Project (Mar 3 2023)	140000	9000	9000	131000	0	0	9000	242	242
11	CIN1159 Ahmedabad Metro Phase-II (AFD) (Sep 23 2022)	211000	31686	31686	179314	0	0	31686	427	427
	<b>Plan Year Total</b>	<b>539000</b>	<b>59296</b>	<b>72528</b>	<b>466472</b>	<b>0</b>	<b>0</b>	<b>72528</b>	<b>1339</b>	<b>1339</b>

**2023-2024 For Financial Year**

12	CIN113301N City Investments to Innovate, Integrate and Sustain (CITIIS)2.0 (Dec 6 2023)	100000	0	0	100000	0	0	0	0	0
	<b>Plan Year Total</b>	<b>100000</b>	<b>0</b>	<b>0</b>	<b>100000</b>	<b>0</b>	<b>0</b>	<b>0</b>	<b>0</b>	<b>0</b>
	<b>Grand Total</b>	<b>1291000</b>	<b>104685</b>	<b>290252</b>	<b>1000748</b>	<b>4976</b>	<b>4976</b>	<b>285276</b>	<b>11045</b>	<b>15160</b>

जर्मनी

मुद्रा: यूरो हजारों में

Germany

Currency : Thousands Euros

**2012-2017 Twelfth Five Year Plan**

1	1055960E Sustainable Municipal Infrastructure Financing in TN-Phase-II Part-2 (Jun 18 2014)	50000	0	48695	1305	0	0	48695	1042	3064
2	11201027E Climate Friendly Urban Mobility-Integrated Water Transport Kochi (Jun 17 2016)	58533	8605	9328	49205	0	0	9328	199	716
3	12254980E Himachal Pradesh Forest Ecosystem Climate Proofing Project (Dec 29 2015)	5500	2685	5500	0	2620	4260	1240	35	135
4	13411991 Chennai Water Production & Demand Management Program-I (Jun 28 2016)	24000	24000	24000	0	0	0	24000	217	746
5	14459725E Green Energy Corridors-Intra State Transmission System in HP (Oct 5 2015)	11110	6159	6251	4859	0	0	6251	67	185
6	15571424E Green Energy Corridors Intra State Transmission System in HP (Oct 5 2015)	25970	47	25970	0	0	0	25970	444	1139
7	15617954E Climate Friendly Urban Mobility-Integrated Water Transport Kochi (Jun 17 2016)	24927	0	24927	0	8993	20494	4433	170	839
8	16682822E Green Energy Corridors-Intra State Transmission System in HP (Oct 5 2015)	990	0	0	990	0	0	0	2	10
9	16697445E Himachal Pradesh Forest Ecosystem Climate Proofing Project (Dec 29 2015)	19000	5234	5234	13766	0	0	5234	57	794
10	17796502E Solar PV Power Plant Sakri (Shivajinagar) (Oct 5 2015)	92000	12174	50959	41041	9078	46387	4572	188	2811
11	18993418 Chennai Water Production & Demand Management Programme-I (Jun 28 2016)	59000	10967	59000	0	0	0	59000	1019	2324
	<b>Plan Year Total</b>	<b>371030</b>	<b>69871</b>	<b>259863</b>	<b>111167</b>	<b>20691</b>	<b>71141</b>	<b>188723</b>	<b>3440</b>	<b>12763</b>

**2017-2018 For Financial Year**

12	12395568E Climate change Adaption in the Himalaya, Component I Manipur (Dec 1 2017)	15000	563	3074	11926	1428	1428	1646	58	210
13	13505647E Madhya Pradesh Urban Sanitation and Environment Programme (MPUSEP) (Dec 1 2017)	50000	7233	17594	32406	4761	4761	12833	394	781
14	15687022E Green Energy Corridors(GEC) Intra State Transmission System in Maharashtra (Dec 1 2017)	12000	0	8263	3737	1142	1713	6550	100	409

क्र. संख्या Sl. No.	ऋण ब्यौरा/ आयोजना वार Loan Details/ Planwise	रह हुए करारों को निकाल कर हस्ताक्षरित करार का मूल्य Value of Aggrement signed less Cancellation	उपयोग Utilisation		31.3.2024 को अनाहरित शेष Undrawn Balance as on 31.3.2024	मूलधन की पुनःअदायगी Principal Repaid		31.03.2024 को बकाया लेखा बंदी ऋण Closing & Debt Outstanding as on 31.3.2024	व्याज और अन्य प्रभारों की अदायगी Payment of Interest other charged paid	
			2023-24 के दौरान During 2023-24	31.3.2024 तक Upto 31.3.2024		2023-24 के दौरान During 2023-24	31.3.2024 तक Upto 31.3.2024		2023-24 के दौरान During 2023-24	31.3.2024 तक Upto 31.3.2024
15	17908006E Sustainbale Urban Infrastructure Development Odisha, Phas II (Dec 1 2017) <b>Plan Year Total</b>	55000 <b>132000</b>	8995 <b>16791</b>	32786 <b>61718</b>	22214 <b>70282</b>	5238 <b>12569</b>	7857 <b>15759</b>	24929 <b>45959</b>	385 <b>937</b>	1591 <b>2990</b>
<b>2018-2019 For Financial Year</b>										
16	10193868E Environment Friendly Urban Development Programme in Ganga Basin (Dec 20 2018) <b>Plan Year Total</b>	120000 <b>120000</b>	417 <b>417</b>	4674 <b>4674</b>	115326 <b>115326</b>	0 <b>0</b>	0 <b>0</b>	4674 <b>4674</b>	302 <b>302</b>	1198 <b>1198</b>
<b>2019-2020 For Financial Year</b>										
17	11427020E Climate- Resilient Reconstruction after Flooding in Kerala, Phas II (Oct 30 2019)	80000	16383	26288	53712	0	0	26288	188	561
18	12529315E Climate-Resilient Reconstruction after Flooding in Kerala, Phase-I. (Oct 30 2019)	90000	18474	29644	60356	0	0	29644	211	631
19	16897609E Climate-friendly Modernisation of Bus Services in Major Cities of Tamil Nad (Aug 26 2019)	47000	221	489	46511	359	359	130	93	325
20	18008033E Climate-friendly Modernisation of Bus Services in Major Cities of TN-IV (Aug 26 2019)	153000	720	1593	151407	1169	1169	424	304	1058
21	18027239E Sustainable Urban Infrastructure development-chennai storm water management (Dec 6 2019)	122500	23300	26487	96013	0	0	26487	264	813
22	18029739E Andhra Pradesh Climate Resilient Zero budget Natural Farming Project (Dec 19 2019) <b>Plan Year Total</b>	90000 <b>582500</b>	0 <b>59098</b>	12070 <b>96572</b>	77930 <b>485928</b>	0 <b>1528</b>	0 <b>1528</b>	12070 <b>95044</b>	216 <b>1277</b>	644 <b>4032</b>
<b>2020-2021 For Financial Year</b>										
23	12537539E Sustainable Urban Infrastructure Development-chennai storm water management (Oct 13 2020)	27500	0	0	27500	0	0	0	55	176
24	12630484E Integrated and Green Urban Mobility for the Mumbai Metropolitan Region (Nov 2 2020)	22000	0	0	22000	0	0	0	44	101
25	13740669E Integrated and Green Urban Mobility for Mumbai Metropolitan Region (Nov 2 2020)	200000	0	0	200000	0	0	0	500	1893
26	13741030E Integrated and Green Urban Mobility for the Mumbai Metropolitan Region (Nov 2 2020)	58000	0	0	58000	0	0	0	116	696
27	13741038E Integrated and Green Urban Mobility for the Mumbai Metropolitan Region (Nov 2 2020)	197000	0	0	197000	0	0	0	394	901
28	15853595E Climate change adaptation in the Himalaya -component II Tripura (Jun 19 2020)	23000	866	1277	21723	0	0	1277	50	127
29	15890865E Integrated and Green Urban Mobility for the Mumbai Metropolitan Region (Nov 2 2020)	68000	0	0	68000	0	0	0	136	311
30	19826865E Renewable Energy Power Plant (WB) (Dec 22 2020) <b>Plan Year Total</b>	75000 <b>670500</b>	48195 <b>49062</b>	48195 <b>49472</b>	26805 <b>621028</b>	3000 <b>3000</b>	3000 <b>3000</b>	45195 <b>46472</b>	138 <b>1433</b>	497 <b>4702</b>
<b>2021-2022 For Financial Year</b>										
31	11689544E Surat Metro Project (Dec 17 2021)	202260	42940	43968	158292	0	0	43968	590	1433
32	12787047E Energy Reform Programme Madhya Pradesh (MPPMCL) (Dec 23 2021)	140000	4104	4104	135896	0	0	4104	280	321
33	13898656E Surat Metro Project (Dec 17 2021)	200000	22402	22402	177598	0	0	22402	409	973
34	13898665E Surat Metro Project (Dec 17 2021) <b>Plan Year Total</b>	40000 <b>582260</b>	4586 <b>74033</b>	4586 <b>75061</b>	35414 <b>507199</b>	0 <b>0</b>	0 <b>0</b>	4586 <b>75061</b>	82 <b>1361</b>	195 <b>2921</b>

क्र. संख्या Sl. No.	ऋण ब्यौरा/ आयोजना वार Loan Details/ Planwise	रह हुए करारों को निकाल कर हस्ताक्षरित करार का मूल्य Value of Aggrement signed less Cancellation	उपयोग Utilisation		31.3.2024 को अनाहरित शेष Undrawn Balance as on 31.3.2024	मूलधन की पुनःअदायगी Principal Repaid		31.03.2024 को बकाया लेखा बंदी ऋण Closing & Debt Outstanding as on 31.3.2024	व्याज और अन्य प्रभारों की अदायगी Payment of Interest other charged paid	
			2023-24 के दौरान During 2023-24	31.3.2024 तक Upto 31.3.2024		2023-24 के दौरान During 2023-24	31.3.2024 तक Upto 31.3.2024		2023-24 के दौरान During 2023-24	31.3.2024 तक Upto 31.3.2024
<b>2022-2023 For Financial Year</b>										
35	10547779E Protection of Vulnerable Catchment Areas in Meghalaya - Climate change adaptation in Himalaya. (Nov 24 2022)	32000	57	57	31943	0	0	57	14	14
36	10547804 Green Energy Corridor II Projects of Kerala State (Nov 24 2022)	60000	4510	4510	55490	0	0	4510	27	27
37	10547805E Sustainable Municipal Infrastructure Financing-Tamil Nadu III (Nov 24 2022)	160000	0	0	160000	0	0	0	0	0
38	10548011E Green Energy Corridors III (GEC III)- Intra State Transmission System Tamil Nadu (Nov 24 2022)	58000	0	0	58000	0	0	0	171	171
39	10549191E Green Energy Corridors IV - Intra-State Power Transmission Grid Uttar Pradesh (Dec 9 2022)	250000	0	0	250000	0	0	0	92	92
40	11734331E Green Energy Corridor III (GEC III) and Energy Efficiency in the Indian Electricity Grid (Nov 24 2022)	42110	0	0	42110	0	0	0	19	19
41	11737164E Energy Efficiency Programme I and II- Lift irrigation Project of Maharashtra (Dec 19 2022)	120000	0	0	120000	0	0	0	37	37
42	11737329E Rishikesh Integrated Urban Infrastructure Development (Rishikesh IUID) (Dec 19 2022)	70000	0	0	70000	0	0	0	0	0
43	12826291E Himalaya Hydro Power Project (Oct 10 2022)	80000	0	0	80000	0	0	0	256	256
44	13943939E Sustainable Municipal Infrastructure Financing-Tamil Nadu III (Nov 24 2022)	140000	0	0	140000	0	0	0	0	0
45	14973930E Energy Efficiency Programme I and II- Lift irrigation Project of Maharashtra (Dec 19 2022)	10000	0	0	10000	0	0	0	3	3
46	14974065E Green Energy Corridors III (GEC III)- Intra State Transmission system Rajasthan (Dec 19 2022)	49890	0	0	49890	0	0	0	140	140
47	16079154E Ahmedabad Metro Phase II (Sep 23 2022)	100000	21747	21747	78253	0	0	21747	155	155
48	17193173E Sustainable Municipal Infrastructure Financing-Tamil Nadu III (Nov 24 2022)	200000	0	0	200000	0	0	0	0	0
49	17195447E Environmentally Friendly Urban Development Programme in Ganga Basin States Phase II (UR) (Dec 19 2022)	30000	1383	1383	28617	0	0	1383	92	92
	<b>Plan Year Total</b>	<b>1402000</b>	<b>27697</b>	<b>27697</b>	<b>1374303</b>	<b>0</b>	<b>0</b>	<b>27697</b>	<b>1006</b>	<b>1006</b>
<b>2023-2024 For Financial Year</b>										
50	10586869E City Investments to Innovate, Integrate and Sustain (CITIIS)2.0 (Dec 8 2023)	100000	0	0	100000	0	0	0	0	0
51	10593371E Mahagenco 245 MW solar projects, Maharashtra (Dec 19 2023)	130000	0	0	130000	0	0	0	0	0
52	11773968 Rishikesh Integrated Urban Infrastructure Development (Rishikesh IUID) Phase-II (Dec 8 2023)	100000	0	0	100000	0	0	0	0	0
53	11778295E Bengaluru suburban Rail Project (Dec 15 2023)	170000	0	0	170000	0	0	0	0	0
54	11778430E Mumbai Metropolitan Urban Infrastructure Improvement Programme (Dec 18 2023)	100000	0	0	100000	0	0	0	0	0
55	12873519E Climate-Friendly Energy Supply (Programme)- (Dec 15 2023)	200000	0	0	200000	0	0	0	0	0
56	12873862E Bengaluru suburban Rail Project (Dec 15 2023)	200000	0	0	200000	0	0	0	0	0
57	13987801E Bengaluru suburban Rail Project (Dec 15 2023)	130000	0	0	130000	0	0	0	325	325
	<b>Plan Year Total</b>	<b>1130000</b>	<b>0</b>	<b>0</b>	<b>1130000</b>	<b>0</b>	<b>0</b>	<b>0</b>	<b>325</b>	<b>325</b>
	<b>Grand Total</b>	<b>4990290</b>	<b>296969</b>	<b>575058</b>	<b>4415232</b>	<b>37788</b>	<b>91427</b>	<b>483630</b>	<b>10081</b>	<b>29937</b>

क्र. संख्या Sl. No.	ऋण ब्यौरा/ आयोजना वार Loan Details/ Planwise	रद्द हुए करारों को निकाल कर हस्ताक्षरित करार का मूल्य Value of Aggrement signed less Cancellation	उपयोग Utilisation		31.3.2024 को अनाहरित शेष Undrawn Balance as on 31.3.2024	मूलधन की पुनःअदायगी Principal Repaid		31.03.2024 को बकाया लेखा बंदी ऋण Closing & Debt Outstanding as on 31.3.2024	व्याज और अन्य प्रभारों की अदायगी Payment of Interest other charged paid	
			2023-24 के दौरान During 2023-24	31.3.2024 तक Upto 31.3.2024		2023-24 के दौरान During 2023-24	31.3.2024 तक Upto 31.3.2024		2023-24 के दौरान During 2023-24	31.3.2024 तक Upto 31.3.2024

अन्तरराष्ट्रीय पुनर्निर्माण और विकास बैंक (आईबीआरडी)  
मुद्रा: अमरीकी डालर हजारों में  
**International Bank for Reconstruction and Development**  
Currency : Thousands US Dollars

**2012-2017 Twelfth Five Year Plan**

1	8601-IN Karnataka Urban Water Supply Modernization Project (May 24 2016)	100000	16219	57099	42901	2695	5677	51421	2950	6344
2	8631-IN North Eastern Region Power System Improvement Project (Nov 28 2016)	470000	28519	455722	14278	22584	50527	405195	24371	52505
	<b>Plan Year Total</b>	<b>570000</b>	<b>44739</b>	<b>512820</b>	<b>57180</b>	<b>25279</b>	<b>56204</b>	<b>456616</b>	<b>27321</b>	<b>58850</b>

**2017-2018 For Financial Year**

3	8725-IN National Hydrology Project (Apr 18 2017)	160000	27531	103788	56212	5115	5115	98674	5272	10465
4	8746-IN Madhya Pradesh Urban Development Project (Jun 12 2017)	107100	11058	65263	41837	169	173	65089	3921	8398
5	8752-IN Capacity Augmentation of the National Waterway-1 (Jal Marg Vikas) Project (Feb 2 2018)	294480	19149	157003	137477	0	0	157003	9242	22681
6	8753-IN Himachal Pradesh Public Financial Management Capacity Building Program (May 31 2017)	36000	3210	36000	0	2475	4747	31253	1977	4548
7	8754-IN Assam Citizen-Centric Service Delivery Project (Jun 5 2017)	32080	6202	32080	0	2195	3716	28364	1689	3131
8	8757-IN Jharkhand Opportunities for Harnessing Rural Growth Project (Jul 28 2017)	78470	4320	76068	2402	6030	6030	70037	4275	8014
9	8765-IN Assam State Public Finance Institutional Reforms( ASPIRe) Project (Jun 27 2017)	31500	5835	29363	2137	1917	3457	25906	1498	3077
10	8769-IN Skill India Mission Operation (SIMO) (Dec 13 2017)	219720	3652	214699	5021	17833	17833	196866	13122	25562
11	8776-IN National Agricultural Higher Education Project ( NAHEP) (Oct 16 2017)	82500	10058	67602	14898	4661	6789	60813	3790	7775
12	8780-IN Assam Agribusiness and Rural Transformation Project (Oct 30 2017)	200000	54555	144174	55826	0	0	144174	6819	12970
13	8782-IN Odisha Higher Education Program for Excellence and Equity (Nov 7 2017)	69620	80	69469	151	5554	5554	63914	4230	9724
14	8795-IN Tamil Nadu Rural Transformation Project (Jan 30 2018)	83310	13466	64443	18867	1221	1746	62697	3693	7361
15	8797-IN Tamil Nadu Irrigated Agriculture Modernization Project (Dec 26 2017)	318000	37786	207630	110370	0	0	207630	11700	24152
16	8805-IN Uttarakhand Water Supply Program for Peri-Urban Areas (Jan 22 2018)	120000	20599	77837	42163	4824	4824	73014	3484	6675
17	8811-IN Uttar Pradesh Pro-Poor Tourism Development Project (Dec 28 2017)	35420	8714	25034	10386	1262	1262	23772	1052	2213
	<b>Plan Year Total</b>	<b>1868200</b>	<b>226215</b>	<b>1370452</b>	<b>497748</b>	<b>53255</b>	<b>61247</b>	<b>1309206</b>	<b>75765</b>	<b>156749</b>

**2018-2019 For Financial Year**

18	8751-IN Innovate in India for Inclusiveness Project (Apr 24 2018)	104600	8877	60104	44496	2451	2451	57653	3241	6441
19	8828-IN Meghalaya Community-Led Landscapes Management Project (Apr 16 2018)	43000	5678	37264	5736	3344	3344	33920	1831	2981
20	8829-IN Maharashtra Project on Climate Resilient Agriculture (Apr 6 2018)	420000	125429	416479	3521	0	0	416479	17935	28975
21	8833-IN Madhya Pradesh Rural Connectivity Project (Apr 24 2018)	210000	14108	184562	25438	0	0	184562	11126	23737

क्र. संख्या Sl. No.	ऋण ब्यौरा/ आयोजना वार Loan Details/ Planwise	रद्द हुए करारों को निकाल कर हस्ताक्षरित करार का मूल्य Value of Aggrement signed less Cancellation	उपयोग Utilisation		31.3.2024 को अनाहरित शेष Undrawn Balance as on 31.3.2024	मूलधन की पुनःअदायगी Principal Repaid		31.03.2024 को बकाया लेखा बंदी ऋण Closing & Debt Outstanding as on 31.3.2024	व्याज और अन्य प्रभारों की अदायगी Payment of Interest other charged paid	
			2023-24 के दौरान During 2023-24	31.3.2024 तक Upto 31.3.2024		2023-24 के दौरान During 2023-24	31.3.2024 तक Upto 31.3.2024		2023-24 के दौरान During 2023-24	31.3.2024 तक Upto 31.3.2024
22	8854-IN National Rural Economic Transformation Project - Add. Fin. for NRLP (Mar 5 2019)	211500	53235	177671	33829	13760	13760	163911	8370	13978
23	8855-IN Strengthening Public Financial Management in Rajasthan (May 29 2018)	21700	2237	19969	1731	0	0	19969	1068	1743
24	8877-IN Uttarakhand Workforce Development Project (Sep 18 2018)	67200	4593	54181	13019	1674	1674	52507	3105	4947
25	8908-IN Jharkhan Power System Improvement Project (Nov 20 2018)	280000	30814	133955	146045	2985	2985	130970	7259	13322
26	8910-IN AP Integrated Irrigation and Agriculture Transformation Project (Nov 5 2018)	172200	0	28430	143770	0	0	28430	2097	6240
27	8921-IN Additional Financing for the Uttarakhand Disaster Recovery Project (Mar 5 2019)	94210	17439	94210	0	0	0	94210	4572	6918
28	8923-IN Chhattisgarh Public Financial Management and Accountability Pgm. (Mar 5 2019)	25200	5298	11866	13334	0	0	11866	542	1076
	<b>Plan Year Total</b>	<b>1649610</b>	<b>267708</b>	<b>1218691</b>	<b>430919</b>	<b>24214</b>	<b>24214</b>	<b>1194477</b>	<b>61145</b>	<b>110358</b>
<b>2019-2020 For Financial Year</b>										
29	8874-IN Atal BHujal Yojana (ABHY)- National Groundwater Mgmt Improvement Proj. (Feb 17 2020)	420000	100254	237726	182274	0	0	237726	10795	16118
30	8911-IN Jharkhand Municipal Development Project (Jun 24 2019)	77000	12350	32697	44303	0	0	32697	1435	3104
31	8926-IN Program Towards Elimination of Tuberculosis (Jun 27 2019)	400000	54893	322059	77941	4971	28703	293356	16371	27288
32	8928-IN Uttarakhand Public Financial Management Strengthening Project (Jun 25 2019)	31580	9292	22467	9113	0	0	22467	864	1321
33	8934-IN Tamil Nadu Health System Reform Program (Jun 4 2019)	287000	33464	204836	82164	0	0	204836	11213	18062
34	8939-IN Rajasthan State Highways Development Program II Project (Jun 27 2019)	250000	86718	151913	98087	0	0	151913	5885	10077
35	8940-IN Uttar Pradesh Core Road Network Development Project (Oct 11 2019)	126499	3263	126499	0	0	0	126499	8159	15762
36	8945-IN Andhra Pradesh Health Systems Strengthening Project (Jun 27 2019)	328000	81161	277169	50831	0	0	277169	12880	19697
37	9011-IN Odisha Integrated Project for Climate Resilient Agriculture (Oct 24 2019)	135320	18600	33746	101574	0	0	33746	1578	3734
38	9026-IN Assam Inland Water Transport Project (Jan 16 2020)	85000	15603	30469	54531	0	0	30469	1340	2388
39	9031-IN State of Maharashtra's Agribusiness and Rural Transformation Project (Jan 24 2020)	210000	17444	28741	181259	0	0	28741	1351	3395
40	9041-IN Source Sustainability and Climate Resilient Rain-fed Agriculture in HP (Mar 11 2020)	80000	14956	36208	43792	0	0	36208	1682	2891
	<b>Plan Year Total</b>	<b>2430399</b>	<b>447997</b>	<b>1504530</b>	<b>925868</b>	<b>4971</b>	<b>28703</b>	<b>1475827</b>	<b>73551</b>	<b>123835</b>
<b>2020-2021 For Financial Year</b>										
41	9025-IN West Bengal Major Irrigation and Flood Management Project (May 15 2020)	145000	53989	114396	30604	0	0	114396	4234	6483
42	9062-IN Green National Highways Corridor Project (Dec 22 2020)	466350	68087	130388	335962	0	0	130388	6933	11526
43	9066-IN Himachal Pradesh State Roads Transformation Project (Sep 7 2020)	82000	13970	30218	51782	0	0	30218	1345	2180
44	9086-IN COVID-19 Emergency Response and Health Systems Preparedness Project (Apr 3 2020)	1000000	0	1000000	0	0	0	1000000	62552	111958

क्र. संख्या Sl. No.	ऋण ब्यौरा/ आयोजना वार Loan Details/ Planwise	रद्द हुए करारों को निकाल कर हस्ताक्षरित करार का मूल्य Value of Aggrement signed less Cancellation	उपयोग Utilisation		31.3.2024 को अनाहरित शेष Undrawn Balance as on 31.3.2024	मूलधन की पुनःअदायगी Principal Repaid		31.03.2024 को बकाया लेखा बंदी ऋण Closing & Debt Outstanding as on 31.3.2024	व्याज और अन्य प्रभारों की अदायगी Payment of Interest other charged paid	
			2023-24 के दौरान During 2023-24	31.3.2024 तक Upto 31.3.2024		2023-24 के दौरान During 2023-24	31.3.2024 तक Upto 31.3.2024		2023-24 के दौरान During 2023-24	31.3.2024 तक Upto 31.3.2024
45	9094-IN Tamil Nadu Housing and Habitat Development Project (Jun 29 2020)	50000	2184	15781	34219	0	0	15781	890	1435
46	9101-IN Strengthening Teaching-Learning And Results for States (Jan 28 2021)	500000	49502	210752	289248	0	0	210752	11870	18944
47	9136-IN Second National Ganga River Basin Project (Jul 7 2020)	381000	77905	138729	242271	0	0	138729	5682	9227
48	9169-IN Meghalaya Integrated Transport Project (Nov 19 2020)	120000	46993	74603	45397	0	0	74603	2157	3331
49	9176-IN West Benga Inland Water Transport, Logistics and Spatial Development Proj. (Jan 5 2021)	105000	9472	20057	84943	0	0	20057	986	1889
50	9185-IN Nagaland: Enhancing Classroom Teaching and Resources (Feb 22 2021)	68000	8072	14155	53845	0	0	14155	572	1050
51	9190-IN Chhattisgarh Inclusive Rural and Accelerated Agriculture Growth Project (Feb 12 2021)	100000	345	868	99132	0	0	868	286	953
	<b>Plan Year Total</b>	<b>3017350</b>	<b>330518</b>	<b>1749946</b>	<b>1267404</b>	<b>0</b>	<b>0</b>	<b>1749946</b>	<b>97508</b>	<b>168976</b>
<b>2021-2022 For Financial Year</b>										
52	9181-IN Second Dam Rehabilitation and Improvement Project (Aug 4 2021)	250000	30450	75409	174591	0	0	75409	3183	4888
53	9208-IN Kerala Solid Waste Management Project (Jan 12 2022)	105000	2800	4761	100239	0	0	4761	465	974
54	9219-IN Gujarat Outcomes for Accelerated Learning (GOAL) Program (May 19 2021)	500000	77250	196250	303750	0	0	196250	9027	12558
55	9226-IN Punjab Municipal Services Improvement Project (Aug 10 2021)	105000	5012	8408	96592	0	0	8408	524	1128
56	9227-IN Mizoram Health Systems Strengthening Project (Jun 17 2021)	32000	3770	7958	24042	0	0	7958	406	679
57	9247-IN Chennai City Partnership: Sustainable Urban Services Program (Dec 6 2021)	150000	31012	34688	115312	0	0	34688	642	1347
58	9248-IN The Resilient Kerala Program (Jul 16 2021)	125000	16300	32462	92538	0	0	32462	1308	2307
59	9259-IN Supporting Andhra's Learning Transformation Operation (Nov 18 2021)	250000	20548	72173	177827	0	0	72173	4481	6692
60	9291-IN Meghalaya Health Systems Strengthening Project (Oct 28 2021)	40000	7732	11263	28737	0	0	11263	316	511
61	9295-IN Shimla-Himachal Pradesh Water Supply and Sewerage Services Improvement Prog (Dec 9 2021)	160000	27942	28342	131658	0	0	28342	1122	1855
62	9301-IN West Bengal Electricity Distribution Grid Modernisation Project (Jan 13 2022)	135000	26141	46017	88983	0	0	46017	2246	3148
63	9314-IN Rejuvenating Watersheds for Agricultural Resilience through Innovative Deve (Feb 18 2022)	115000	14454	27953	87047	0	0	27953	1047	1711
64	9329-IN WB Building State Capability for Inclusive Social Protection Operation (Mar 9 2022)	125000	25000	30312	94688	0	0	30312	599	1134
	<b>Plan Year Total</b>	<b>2092000</b>	<b>288410</b>	<b>575995</b>	<b>1516005</b>	<b>0</b>	<b>0</b>	<b>575995</b>	<b>25367</b>	<b>38931</b>
<b>2022-2023 For Financial Year</b>										
65	9241-IN Raising and Accelerating MSME Performance Program (May 27 2022)	500000	65000	66250	433750	0	0	66250	1823	3570
66	9365-IN Public Service Capability Enhancement Project (Jul 22 2022)	47000	1323	1462	45538	0	0	1462	137	254
67	9407-IN Transforming India's Public Health Systems for Pandemic Preparedness Program (Mar 3 2023)	500000	26250	26250	473750	0	0	26250	2077	2077
68	9409-IN Rights : Inclusion, Accessibility and Opportunities for Persons with Disabilities in Tamil Nadu Pj (Sep 26 2022)	162000	1040	1445	160555	0	0	1445	461	961

क्र. संख्या Sl. No.	ऋण ब्यौरा/ आयोजना वार Loan Details/ Planwise	रह हुए करारों को निकाल कर हस्ताक्षरित करार का मूल्य Value of Aggrement signed less Cancellation	उपयोग Utilisation		31.3.2024 को अनाहरित शेष Undrawn Balance as on 31.3.2024	मूलधन की पुनःअदायगी Principal Repaid		31.03.2024 को बकाया लेखा बंदी ऋण Closing & Debt Outstanding as on 31.3.2024	व्याज और अन्य प्रभारों की अदायगी Payment of Interest other charged paid	
			2023-24 के दौरान During 2023-24	31.3.2024 तक Upto 31.3.2024		2023-24 के दौरान During 2023-24	31.3.2024 तक Upto 31.3.2024		2023-24 के दौरान During 2023-24	31.3.2024 तक Upto 31.3.2024
69	9414-IN Second Tamil Nadu Housing Sector Strengthening Dev. Policy Loan (Aug 1 2022)	190000	0	190000	0	0	0	190000	12676	13296
70	9418-IN India's Enhanced Health Service Delivery Program (Mar 3 2023)	500000	26009	26009	473991	0	0	26009	2077	2077
71	9422-IN Additional Financing for Gujarat Outcomes for Accelerated Learning (GOAL) (Jul 26 2022)	250000	12000	14025	235975	0	0	14025	920	1686
72	9424-IN Catalyzing Private Financing for Sustainable Recovery and Growth DPL (Nov 29 2022)	667000	0	667000	0	0	0	667000	35507	37175
73	9438-IN Punjab: Building Fiscal and Institutional Resilience (Jan 12 2023)	150000	7875	7875	142125	258	258	7617	767	767
74	9440-IN Systems Reform Endeavours for Transformed Health Achievement in Gujarat Pg. (Oct 6 2022)	350000	20257	21132	328868	0	0	21132	1619	2676
	<b>Plan Year Total</b>	<b>3316000</b>	<b>159755</b>	<b>1021449</b>	<b>2294551</b>	<b>258</b>	<b>258</b>	<b>1021191</b>	<b>58063</b>	<b>64538</b>
<b>2023-2024 For Financial Year</b>										
75	9449-IN Gujarat Resilient Cities Partnership: Ahmedabad City Resilience Project (Mar 8 2024)	280000	0	0	280000	0	0	0	0	0
76	9484-IN Odisha State Capability and Resilient Growth Program (Jul 14 2023)	100000	250	250	99750	0	0	250	386	386
77	9487-IN Assam Integrated River Basin Management Project-Phase 1 (Jun 11 2023)	108000	8834	8834	99166	0	0	8834	493	493
78	9496-IN Karnataka Sustainable Rural Water Supply Program (Jun 7 2023)	363000	35121	35121	327879	0	0	35121	1489	1489
79	9543-IN West Bengal Accelerated Development of Minor Irrigation Project-Phase II (Sep 18 2023)	148000	370	370	147630	0	0	370	370	370
80	9553-IN Additional Financing for Resilient Kerala Program (Aug 2 2023)	150000	375	375	149625	0	0	375	490	490
81	9561-IN Chhattisgarh: Accelerated Learning for A Knowledge-Economy Operation (Sep 22 2023)	300000	0	0	300000	0	0	0	0	0
82	9566-IN Himachal Pradesh Power Sector Development Program (Nov 6 2023)	200000	19657	19657	180343	0	0	19657	500	500
83	9568-IN Tripura Rural Economic Growth and Service Delivery Project (Mar 1 2024)	140000	350	350	139650	0	0	350	350	350
84	9570-IN Assam State Secondary Healthcare Initiative for Service Delivery Transformation (ASSIST) Project (Sep 19 2023)	251030	628	628	250402	0	0	628	628	628
85	9574-IN First Low-Carbon Energy Programmatic Development Policy Loan (Nov 10 2023)	1443430	1443430	1443430	0	0	0	1443430	3609	3609
86	9629-IN Sikkim: Integrated Service Provision and Innovation for Reviving Economies Operation (Feb 6 2024)	100000	250	250	99750	0	0	250	250	250
	<b>Plan Year Total</b>	<b>3583460</b>	<b>1509264</b>	<b>1509264</b>	<b>2074196</b>	<b>0</b>	<b>0</b>	<b>1509264</b>	<b>8563</b>	<b>8563</b>
	<b>Grand Total</b>	<b>18527019</b>	<b>3274606</b>	<b>9463149</b>	<b>9063870</b>	<b>107978</b>	<b>170626</b>	<b>9292524</b>	<b>427285</b>	<b>730800</b>

जापान  
मुद्रा: जापानी येन मिलियन में  
Japan  
Currency : Millions Japanese Yen

**2023-2024 For Financial Year**

87	9625-IN Tamil Nadu Climate Resilient Urban Development Operation (Mar 5 2024)	45205600	0	0	45205600	0	0	0	0	0
	<b>Plan Year Total</b>	<b>45205600</b>	<b>0</b>	<b>0</b>	<b>45205600</b>	<b>0</b>	<b>0</b>	<b>0</b>	<b>0</b>	<b>0</b>
	<b>Grand Total</b>	<b>45205600</b>	<b>0</b>	<b>0</b>	<b>45205600</b>	<b>0</b>	<b>0</b>	<b>0</b>	<b>0</b>	<b>0</b>

क्र. संख्या Sl. No.	ऋण ब्यौरा/ आयोजना वार Loan Details/ Planwise	रद्द हुए करारों को निकाल कर हस्ताक्षरित करार का मूल्य Value of Aggrement signed less Cancellation	उपयोग Utilisation		31.3.2024 को अनाहरित शेष Undrawn Balance as on 31.3.2024	मूलधन की पुनःअदायगी Principal Repaid		31.03.2024 को बकाया लेखा बंदी ऋण Closing & Debt Outstanding as on 31.3.2024	व्याज और अन्य प्रभारों की अदायगी Payment of Interest other charged paid	
			2023-24 के दौरान During 2023-24	31.3.2024 तक Upto 31.3.2024		2023-24 के दौरान During 2023-24	31.3.2024 तक Upto 31.3.2024		2023-24 के दौरान During 2023-24	31.3.2024 तक Upto 31.3.2024

अन्तराष्ट्रीय विकास संघ (आईडीए)  
मुद्रा: विशेष आहरण अधिकार हजारों में  
**International Development Association**  
**Currency : Thousands Special Drawing Right**

**2007-2012 Eleventh Five Year Plan**

1	5014-IN West Bengal Accelerated Development of Minor Irrigation Project (Dec 21 2011)	77415	-785	77415	0	5080	33466	43949	839	8952
	<b>Plan Year Total</b>	<b>77415</b>	<b>-785</b>	<b>77415</b>	<b>0</b>	<b>5080</b>	<b>33466</b>	<b>43949</b>	<b>839</b>	<b>8952</b>
	<b>Grand Total</b>	<b>77415</b>	<b>-785</b>	<b>77415</b>	<b>0</b>	<b>5080</b>	<b>33466</b>	<b>43949</b>	<b>839</b>	<b>8952</b>

मुद्रा: अमरीकी डालर हजारों में  
**Currency : Thousands U S Dollars**

**2012-2017 Twelfth Five Year Plan**

2	5695-IN Jhelum and Tawi Flood Recovery Project (Jan 21 2016)	250000	17295	178870	71130	12500	43750	135120	8366	12558
3	5696-IN Bihar Kosi Basin Development Project (Jan 20 2016)	182000	19869	152191	29809	9037	28374	123817	7718	17834
4	5838-IN Himachal Pradesh Horiculture Development Project (Jun 21 2016)	115000	14106	94061	20939	5750	14375	79686	4627	7131
5	5867-IN Bihar Transformative Development Project - JEEVIKA II (Jul 8 2016)	290000	8557	290000	0	14500	36250	253750	17696	37216
6	5868-IN Tejaswini: Socioeconomic Empowerment of Adolescent Girls and Young Women (Feb 23 2017)	34430	8986	33062	1368	1790	5540	27522	1467	2333
7	5927-IN Nagaland Health Project (Jan 16 2017)	43000	4222	41568	1432	2150	4300	37268	2423	4163
8	5948-IN Uttarakhand Health Systems Development Project (Mar 23 2017)	70000	12357	48822	21178	3500	7000	41822	2456	3682
	<b>Plan Year Total</b>	<b>984430</b>	<b>85392</b>	<b>838573</b>	<b>145857</b>	<b>49227</b>	<b>139588</b>	<b>698985</b>	<b>44753</b>	<b>84918</b>

**2017-2018 For Financial Year**

9	5938-IN Bihar Rural Roads Project (May 29 2017)	153000	9906	146012	6988	7900	15800	130212	8765	18148
10	5965-IN Skill Strengthening for Industrial Value Enhancement Operation (Dec 19 2017)	92000	3204	80099	11901	5174	10862	69237	4714	10156
	<b>Plan Year Total</b>	<b>245000</b>	<b>13110</b>	<b>226111</b>	<b>18889</b>	<b>13074</b>	<b>26662</b>	<b>199449</b>	<b>13479</b>	<b>28305</b>

**2022-2023 For Financial Year**

11	7183-IN Catalyzing Private Financing for Sustainable Recovery and Growth DPL (Nov 29 2022)	83000	0	83000	0	0	0	83000	4418	4626
	<b>Plan Year Total</b>	<b>83000</b>	<b>0</b>	<b>83000</b>	<b>0</b>	<b>0</b>	<b>0</b>	<b>83000</b>	<b>4418</b>	<b>4626</b>

**2023-2024 For Financial Year**

12	7375-IN First Low-Carbon Energy Programmatic Development Policy Financing (Nov 10 2023)	56570	56570	56570	0	0	0	56570	141	141
	<b>Plan Year Total</b>	<b>56570</b>	<b>56570</b>	<b>56570</b>	<b>0</b>	<b>0</b>	<b>0</b>	<b>56570</b>	<b>141</b>	<b>141</b>
	<b>Grand Total</b>	<b>1369000</b>	<b>155071</b>	<b>1204254</b>	<b>164746</b>	<b>62301</b>	<b>166250</b>	<b>1038004</b>	<b>62792</b>	<b>117990</b>

आईएफएडी  
मुद्रा: विशेष आहरण अधिकार हजारों में  
**I F A D**  
**Currency : Thousands Special Drawing Right**

**2012-2017 Twelfth Five Year Plan**

1	2000000695 Odisha Particularly Vul. Tribal Gp. Emp. and Lively. Imp. Prog. (OPELIP) (Mar 18 2016)	31000	5831	28926	2074	1502	6962	21963	371	1249
2	648-IN Meghalaya Livelihood and Access to Markets Project (Megha-Lamp) (Dec 9 2014)	32400	3524	25161	7239	1620	7290	17871	312	1092
	<b>Plan Year Total</b>	<b>63400</b>	<b>9355</b>	<b>54087</b>	<b>9313</b>	<b>3122</b>	<b>14252</b>	<b>39834</b>	<b>683</b>	<b>2341</b>
	<b>Grand Total</b>	<b>63400</b>	<b>9355</b>	<b>54087</b>	<b>9313</b>	<b>3122</b>	<b>14252</b>	<b>39834</b>	<b>683</b>	<b>2341</b>



क्र. संख्या Sl. No.	ऋण ब्यौरा/ आयोजना वार Loan Details/ Planwise	रद्द हुए करारों को निकाल कर हस्ताक्षरित करार का मूल्य Value of Aggrement signed less Cancellation	उपयोग Utilisation		31.3.2024 को अनाहरित शेष Undrawn Balance as on 31.3.2024	मूलधन की पुनःअदायगी Principal Repaid		31.03.2024 को बकाया लेखा बंदी ऋण Closing & Debt Outstanding as on 31.3.2024	व्याज और अन्य प्रभारों की अदायगी Payment of Interest other charged paid	
			2023-24 के दौरान During 2023-24	31.3.2024 तक Upto 31.3.2024		2023-24 के दौरान During 2023-24	31.3.2024 तक Upto 31.3.2024		2023-24 के दौरान During 2023-24	31.3.2024 तक Upto 31.3.2024

मुद्रा: अमरीकी डालर हजारों में  
Currency : Thousands U S Dollars

#### 2017-2018 For Financial Year

3	2000002119 Fostering Climate Resilient Upland Farming System in NE - Mizoram (Jan 25 2018)	23100	8582	19136	3964	1374	1374	17762	258	663
4	2000002173 Fostering Climate Resilient Upland Farming System in NE - Nagaland (Jan 25 2018)	25650	5470	17470	8180	1550	1550	15919	256	707
	<b>Plan Year Total</b>	<b>48750</b>	<b>14052</b>	<b>36606</b>	<b>12144</b>	<b>2925</b>	<b>2925</b>	<b>33681</b>	<b>513</b>	<b>1370</b>

#### 2020-2021 For Financial Year

5	2000003648 Maharashtra Rural Women's Enterprise Development Project (Jan 22 2021)	38000	6859	11132	26868	0	0	11132	371	403
	<b>Plan Year Total</b>	<b>38000</b>	<b>6859</b>	<b>11132</b>	<b>26868</b>	<b>0</b>	<b>0</b>	<b>11132</b>	<b>371</b>	<b>403</b>

#### 2021-2022 For Financial Year

6	2000003806 Chhattisgarh Inclusive Rural and Accelerated Agriculture Growth Project (Aug 17 2021)	67000	224	401	66599	0	0	401	14	16
	<b>Plan Year Total</b>	<b>67000</b>	<b>224</b>	<b>401</b>	<b>66599</b>	<b>0</b>	<b>0</b>	<b>401</b>	<b>14</b>	<b>16</b>

#### 2022-2023 For Financial Year

7	2000004123 Rural Enterprise Acceleration Project(REAP) (Jun 2 2022)	105000	6841	7242	97758	0	0	7242	21	21
8	2000004184 Maharashtra Rural Women's Enterprise Development Project (Additional Loan) (Nov 10 2022)	12000	0	0	12000	0	0	0	0	0
9	2000004448 Meghalaya Livelihood and Access to Markets Project (Megha-Lamp) (Mar 16 2023)	20580	3146	3146	17434	0	0	3146	4	4
	<b>Plan Year Total</b>	<b>137580</b>	<b>9987</b>	<b>10389</b>	<b>127191</b>	<b>0</b>	<b>0</b>	<b>10389</b>	<b>25</b>	<b>25</b>
	<b>Grand Total</b>	<b>291330</b>	<b>31123</b>	<b>58528</b>	<b>232802</b>	<b>2925</b>	<b>2925</b>	<b>55603</b>	<b>924</b>	<b>1813</b>

जापान  
मुद्रा: जापानी येन मिलियन में  
Japan  
Currency : Millions Japanese Yen

#### 2007-2012 Eleventh Five Year Plan

1	IDP-201 Guwahati Water Supply Project (Mar 31 2009)	26915	2834	12204	14711	1313	7221	4983	63	938
2	IDP-201A Guwahati Water Supply Project (Mar 31 2009)	2848	171	2684	164	124	681	2003	0	2
3	IDP-211 Sikkim Biodiversity Conservation & Forest Management Project (Mar 31 2010)	5067	146	3658	1409	247	1112	2545	16	148
4	IDP-211A Sikkim Biodiversity Conservation & Forest Management Project (Mar 31 2010)	317	0	276	41	15	70	206	0	0
5	IDP-215 Yamuna Action Plan Project (III) (Feb 17 2011)	31805	7033	21738	10067	1043	3650	18088	110	629
6	IDP-215A Yamuna Action Plan Project (III) (Feb 17 2011)	766	0	573	193	25	88	485	0	0
	<b>Plan Year Total</b>	<b>67718</b>	<b>10185</b>	<b>41133</b>	<b>26585</b>	<b>2767</b>	<b>12822</b>	<b>28311</b>	<b>189</b>	<b>1718</b>

#### 2012-2017 Twelfth Five Year Plan

7	IDP-224 Tamil Nadu Transmission System Improvement Project (Sep 28 2012)	41998	8113	41998	0	2002	4953	37045	309	1676
8	IDP-224A Tamil Nadu Transmission System Improvement Project (Sep 28 2012)	256	0	0	256	0	0	0	0	0

क्र. संख्या Sl. No.	ऋण ब्यौरा/ आयोजना वार Loan Details/ Planwise	रद्द हुए करारों को निकाल कर हस्ताक्षरित करार का मूल्य Value of Aggrement signed less Cancellation	उपयोग Utilisation		31.3.2024 को अनाहरित शेष Undrawn Balance as on 31.3.2024	मूलधन की पुनःअदायगी Principal Repaid		31.03.2024 को बकाया लेखा बंदी ऋण Closing & Debt Outstanding as on 31.3.2024	व्याज और अन्य प्रभारों की अदायगी Payment of Interest other charged paid	
			2023-24 के दौरान During 2023-24	31.3.2024 तक Upto 31.3.2024		2023-24 के दौरान During 2023-24	31.3.2024 तक Upto 31.3.2024		2023-24 के दौरान During 2023-24	31.3.2024 तक Upto 31.3.2024
9	IDP-225 Delhi Water Supply Improvement Project (Oct 29 2012)	26975	2567	4233	22742	1316	1974	2260	40	337
10	IDP-225A Delhi Water Supply Improvement Project (Oct 29 2012)	2000	24	840	1160	98	146	694	0	0
11	IDP-228 Bihar National Highway Improvement Project (Feb 22 2013)	24440	7432	22440	2000	1085	1621	20819	261	782
12	IDP-228A Bihar National Highway Improvement Project (Feb 22 2013)	895	0	463	432	33	54	408	0	0
13	IDP-229 Dedicated Freight Corridor Project (Phase-2) (II) (Mar 28 2013)	129404	1540	129404	0	4241	6412	122992	381	1926
14	IDP-229A Dedicated Freight Corridor Project (Phase-2) (II) (Mar 28 2013)	6578	81	6578	0	217	278	6300	1	2
15	IDP-231 West Bengal Piped Water Supply Project(Purulia) (Mar 28 2013)	13349	5317	8446	4903	651	977	7469	43	180
16	IDP-231A West Bengal Piped Water Supply Project(Purulia) (Mar 28 2013)	876	23	320	556	43	64	256	0	0
17	IDP-232 Bihar National Highway Improvement Project(phase 2) (Jan 30 2014)	20846	2949	13670	7176	508	508	13162	172	877
18	IDP-232A Bihar National Highway Improvement Project(phase 2) (Jan 30 2014)	580	112	368	212	14	14	354	0	0
19	IDP-234 Campus Development Project of Indian Institute of Technology, Hyderabad-II (Jan 28 2014)	17103	5103	16660	443	417	417	16243	179	428
20	IDP-234A Campus Development Project of Indian Institute of Technology, Hyderabad-II (Jan 28 2014)	600	151	538	62	15	15	523	0	0
21	IDP-235 Uttarkhand Forest Resource Management Project (Apr 11 2014)	10938	1442	8713	2225	179	179	8533	21	108
22	IDP-235A Uttarakhand Forest Resource Management Project (Apr 11 2014)	452	0	93	359	7	7	86	0	0
23	IDP-239 Agra Water Supply Project II (Mar 31 2014)	15884	309	12040	3844	397	397	11643	166	933
24	IDP-239A Agra Water Supply Project II (Mar 31 2014)	395	17	353	42	0	0	353	0	0
25	IDP-242 Guwahati Sewerage Project (Feb 27 2015)	14144	0	0	14144	0	0	0	0	31
26	IDP-242A Guwahati Sewerage Project (Feb 27 2015)	1476	0	0	1476	0	0	0	0	0
27	IDP-243 Project for Pollution Abatement of River Mula-Mutha in Pune (Jan 13 2016)	18095	1707	3393	14702	0	0	3393	5	47
28	IDP-243A Project for Pollution Abatement of River Mula-Mutha in Pune (Jan 13 2016)	969	68	311	658	0	0	311	0	0
29	IDP-244 Rengali Irrigation Project, Phase-2 (Mar 30 2015)	32378	2462	10065	22313	2540	9857	208	6	126
30	IDP-244A Rengali Irrigation Project, Phase-2 (Mar 30 2015)	1581	78	781	800	151	678	104	0	0
31	IDP-245 Odisha Transmission System Improvement Project (May 15 2015)	8568	579	8568	0	960	3902	4666	17	198
32	IDP-245A Odisha Transmission System Improvement Project (May 15 2015)	135	0	135	0	18	81	53	0	0
33	IDP-246 Chennai Metro Project (IV) (Mar 4 2016)	17701	0	17701	0	20	20	17681	351	1605
34	IDP-246A Chennai Metro Project (IV) (Mar 4 2016)	1838	0	1838	0	0	0	1838	0	1
35	IDP-247 Ahmedabad Metro Project(I) (Mar 4 2016)	78040	5231	78040	0	82	82	77958	1486	4087
36	IDP-248 Jharkhand Horticulture Intensification by Micro Drip Irrigation Project (Mar 31 2016)	4382	434	1287	3095	0	0	1287	12	36
37	IDP-248A Jharkhand Horticulture Intensification by Micro Drip Irrigation Project (Mar 31 2016)	270	0	83	187	0	0	83	0	0

क्र. संख्या Sl. No.	ऋण ब्यौरा/ आयोजना वार Loan Details/ Planwise	रह हुए करारों को निकाल कर हस्ताक्षरित करार का मूल्य Value of Aggrement signed less Cancellation	उपयोग Utilisation		31.3.2024 को अनाहरित शेष Undrawn Balance as on 31.3.2024	मूलधन की पुनःअदायगी Principal Repaid		31.03.2024 को बकाया लेखा बंदी ऋण Closing & Debt Outstanding as on 31.3.2024	व्याज और अन्य प्रभारों की अदायगी Payment of Interest other charged paid	
			2023-24 के दौरान During 2023-24	31.3.2024 तक Upto 31.3.2024		2023-24 के दौरान During 2023-24	31.3.2024 तक Upto 31.3.2024		2023-24 के दौरान During 2023-24	31.3.2024 तक Upto 31.3.2024
38	IDP-249 North East Road Network Connectivity Improvement Proj (phase-I) (I) (Mar 31 2017)	64019	24215	52052	11967	0	0	52052	432	808
39	IDP-249A North East Road Network Connectivity Improvement Proj (phase-I) (I) (Mar 31 2017)	3151	595	1690	1461	0	0	1690	0	0
40	IDP-250 Transmission System Strengthening Project in Madhya Pradesh (Mar 31 2016)	6614	327	6614	0	400	1999	4615	43	161
41	IDP-251 Tamil Nadu Urban Health Care Project (Mar 31 2016)	24311	6607	14131	10180	0	0	14131	23	88
42	IDP-251A Tamil Nadu Urban Health Care Project (Mar 31 2016)	1226	124	622	604	0	0	622	0	0
43	IDP-252 Odisha Integrated Sanitation Improvement Project (II) (Mar 31 2016)	25200	4990	24077	1123	0	0	24077	55	250
44	IDP-252A Odisha Integrated Sanitation Improvement Project(II) (Mar 31 2016)	1270	132	1258	12	0	0	1258	0	0
45	IDP-253 Dedicated Freight Corridor Project -Phase I (III) (Mar 31 2016)	98686	0	98681	5	0	0	98681	99	610
46	IDP-253A Dedicated Freight Corridor Project(Phase1)(III) (Mar 31 2016)	4978	0	4393	585	0	0	4393	0	1
47	IDP-254 Delhi Eastern Peripheral Expressway Intelegent Trasport Systems Inst. Prj. (Mar 31 2017)	6172	35	2077	4095	0	0	2077	28	79
48	IDP-254A Delhi Eastern Peripheral Expressway Intelegent Trasport Systems Ins (Mar 31 2017)	698	87	399	299	0	0	399	0	0
49	IDP-256 Nagaland Forest Management Project (Mar 31 2017)	5972	594	1903	4069	0	0	1903	4	23
50	IDP-256A Nagaland Forest Management Project (Mar 31 2017)	252	30	72	180	0	0	72	0	0
51	IDP-257 Odisha Forestry Sector Development Project (Phase 2) (Mar 31 2017)	14225	875	8282	5943	0	0	8282	22	88
52	IDP-257A Odisha Forestry Sector Development Project (phase 2) (Mar 31 2017)	287	29	160	127	0	0	160	0	0
53	IDP-258 Chennai Metro Project (V) (Mar 31 2017)	32124	1320	26154	5970	0	0	26154	345	1280
54	IDP-258A Chennai Metro Project (V) (Mar 31 2017)	1197	0	265	932	0	0	265	0	0
55	IDP-259 Rajasthan Water Sector Livehood Improvement Project(I) (Mar 31 2017)	13145	1983	8894	4251	1252	3130	5764	37	159
56	IDP-259A Rajasthan Water Sector Livelihood Improvement Project (I) (Mar 31 2017)	580	143	506	74	55	138	367	0	0
	<b>Plan Year Total</b>	<b>797251</b>	<b>87826</b>	<b>641588</b>	<b>155663</b>	<b>16702</b>	<b>37905</b>	<b>603683</b>	<b>4539</b>	<b>16930</b>
<b>2017-2018 For Financial Year</b>										
57	IDP-260 Andhra Pradesh Irrigation and Livelihood Improvement Project (Phase 2) (I) (Dec 13 2017)	20493	693	3221	17272	0	0	3221	37	120
58	IDP-260A AP irrigation and livelihood improvement project (Ph 2)(I) (Dec 13 2017)	804	112	330	474	0	0	330	0	0
59	IDP-262 Upgradation of Env Mgmt for Ship recycling in Alang and Sosiya -Gujarat (Sep 15 2017)	7795	0	0	7795	0	0	0	0	17
60	IDP-262A Upgradation of Env Mgmt for Ship Recycling in Alang and Sosiya -Gujarat (Sep 15 2017)	725	0	50	675	0	0	50	0	0
61	IDP-264 Construction of Training Inst. for Mum-Ahd High Speed Rail (Sep 15 2017)	10453	262	1232	9221	0	0	1232	1	25
62	IDP-265 North East Road Network Connectivity Improvement Project (Phase-2) (Mar 29 2018)	35899	1809	5251	30648	0	0	5251	39	130
63	IDP-265A North East Road Network Connectivity Improvement Project (Phase -2) (Mar 29 2018)	2767	0	0	2767	0	0	0	0	0

क्र. संख्या Sl. No.	ऋण ब्यौरा/ आयोजना वार Loan Details/ Planwise	रह हुए करारों को निकाल कर हस्ताक्षरित करार का मूल्य Value of Aggrement signed less Cancellation	उपयोग Utilisation		31.3.2024 को अनाहरित शेष Undrawn Balance as on 31.3.2024	मूलधन की पुनःअदायगी Principal Repaid		31.03.2024 को बकाया लेखा बंदी ऋण Closing & Debt Outstanding as on 31.3.2024	व्याज और अन्य प्रभारों की अदायगी Payment of Interest other charged paid	
			2023-24 के दौरान During 2023-24	31.3.2024 तक Upto 31.3.2024		2023-24 के दौरान During 2023-24	31.3.2024 तक Upto 31.3.2024		2023-24 के दौरान During 2023-24	31.3.2024 तक Upto 31.3.2024
64	IDP-266 Bengaluru Water Supply and Sewerage Project (Phase 3) (I) (Jan 24 2018)	33761	3378	32213	1548	0	0	32213	450	1039
65	IDP-266A Bengaluru Water Supply and Sewerage Project (Phase3)(I) (Jan 24 2018)	7940	3338	5394	2546	0	0	5394	37	51
66	IDP-266B Bengaluru Water Supply and Sewerage project (Phase 3) (I) (Jan 24 2018)	3299	575	2492	807	0	0	2492	0	1
67	IDP-267 Construction for Construction of Chennai Seawater Desalination Plant -1 (Mar 29 2018)	28399	4830	4830	23569	0	0	4830	2	62
68	IDP-267A Construction for Construction of Chennai Seawater Desalination Plant -1 (Mar 29 2018)	1601	386	924	677	0	0	924	0	0
69	IDP-268 Mumbai Metro Line 3 Project (II) (Mar 29 2018)	95239	0	95239	0	0	100	95139	1431	6901
70	IDP-268A Mumbai Metro Line 3 Project II (Mar 29 2018)	4761	0	4761	0	0	0	4761	0	2
71	IDP-269 Improvement of Himachal Pradesh Forest Ecosystems Management and Livelihood (Mar 29 2018)	11013	1230	3478	7535	0	0	3478	29	77
72	IDP-269A Improvement of Himachal Pradesh Forest Ecosystems Management and Livelihood (Mar 29 2018)	123	23	49	74	0	0	49	0	0
73	IDP-270 Installation of Chennai Metropoltn Area Intelligent Tpt. Systems (Mar 29 2018)	7157	598	598	6559	0	0	598	0	16
74	IDP-270A Installation of Chennai Metropolitan Area intelligenet Transport Systems (Mar 29 2018)	925	114	507	418	0	0	507	0	0
	<b>Plan Year Total</b>	<b>273154</b>	<b>17349</b>	<b>160569</b>	<b>112585</b>	<b>0</b>	<b>100</b>	<b>160469</b>	<b>2026</b>	<b>8441</b>
<b>2018-2019 For Financial Year</b>										
75	IDC-011 Pr. for Japan-India Cooporative Actions towards Sust. Devp. Goals in India (Jan 18 2019)	15000	0	15000	0	0	15	14985	217	905
76	IDP-263 Kolkata East-West Metro Project (III) (Sep 28 2018)	24345	0	24345	0	0	0	24345	292	784
77	IDP-263A Kolkata East-West Metro Project (III) (Sep 28 2018)	1558	0	1482	76	0	0	1482	0	0
78	IDP-271 Project for Renovation and Modernization of Umiam-Umtru Stage-III (Oct 29 2018)	4824	660	660	4164	0	0	660	2	13
79	IDP-271A Project for Renovation and Modernization of Umiam-Umtru Stage-III (Oct 29 2018)	673	63	146	527	0	0	146	0	0
80	IDP-272 Chennai Metro Project - Phase 2 (I) (Dec 21 2018)	63965	13647	14078	49887	0	0	14078	3	154
81	IDP-272A Chennai Metro Project - Phase 2 (I) (Dec 21 2018)	11554	2533	4885	6669	0	0	4885	0	0
82	IDP-273 Delhi Mass Rapid Transport System Project Phase 3 (III) (Oct 29 2018)	53282	1632	48560	4722	0	0	48560	700	2990
83	IDP-273A Delhi Mass Rapid Transport System Project Phase 3 (III) (Oct 29 2018)	393	0	161	232	0	0	161	0	0
84	IDP-274 Project for the Construction of Turga Pumped Storage -I (Nov 2 2018)	28259	0	0	28259	0	0	0	0	59
85	IDP-274A Project for the Construction of Turga Pumped Storage-I (Nov 2 2018)	1183	77	333	850	0	0	333	0	0
86	IDP-275 Project for Sustainable Catchment Forest Management in Tripura (Oct 29 2018)	11821	1400	3145	8676	0	0	3145	24	64
87	IDP-275A Project for Sustainable Catchment Forest Managment in Tripura (Oct 29 2018)	466	46	134	332	0	0	134	0	0

क्र. संख्या Sl. No.	ऋण ब्यौरा/ आयोजना वार Loan Details/ Planwise	रद्द हुए करारों को निकाल कर हस्ताक्षरित करार का मूल्य Value of Aggrement signed less Cancellation	उपयोग Utilisation		31.3.2024 को अनाहरित शेष Undrawn Balance as on 31.3.2024	मूलधन की पुनःअदायगी Principal Repaid		31.03.2024 को बकाया लेखा बंदी ऋण Closing & Debt Outstanding as on 31.3.2024	व्याज और अन्य प्रभारों की अदायगी Payment of Interest other charged paid	
			2023-24 के दौरान During 2023-24	31.3.2024 तक Upto 31.3.2024		2023-24 के दौरान During 2023-24	31.3.2024 तक Upto 31.3.2024		2023-24 के दौरान During 2023-24	31.3.2024 तक Upto 31.3.2024
88	IDP-276 North East Road Network Connectivity Improvement Project (Phase 3) (I) (Oct 29 2018)	23853	10760	22717	1136	0	0	22717	212	435
89	IDP-276A North East Road Network Connectivity Improvement Project (Phase 3) (I) (Oct 29 2018)	1630	208	405	1225	0	0	405	0	0
90	IDP-277 Contruction of Mumbai-Ahmedabad High Speed Rail (I) (Sep 28 2018)	89547	7703	87612	1935	0	0	87612	80	339
91	IDP-278 Construction of Chennai Peripheral Ringh Road ( Phase 1) (Jan 18 2019)	37270	5241	8506	28764	0	0	8506	67	182
92	IDP-278A Construction of Chennai Peripheral Ringh Road Phase 1 (Jan 18 2019)	2804	238	454	2350	0	0	454	0	0
93	IDP-279 The Construction of Mumbai -Ahmedabad High Speed Rail(II) (Oct 29 2018)	150000	0	145000	5000	0	0	145000	144	484
94	IDP-280 Project for the Dairy Development (Dec 21 2018)	14606	0	0	14606	0	0	0	0	30
95	IDP-280A Project for the Dairy Development (Dec 21 2018)	372	46	46	326	0	0	46	0	0
	<b>Plan Year Total</b>	<b>537405</b>	<b>44254</b>	<b>377669</b>	<b>159736</b>	<b>0</b>	<b>15</b>	<b>377654</b>	<b>1742</b>	<b>6440</b>
<b>2019-2020 For Financial Year</b>										
96	IDP-281 Mumbai Metro Line 3 Project (III) (Mar 27 2020)	38326	0	38326	0	0	0	38326	441	1112
97	IDP-281A Mumbai Metro Line 3 Project (III) (Mar 27 2020)	1602	136	1122	480	0	0	1122	0	0
98	IDP-282 Community based Forest Managmnt and Livelihoods Improvement in Meghalaya (Mar 27 2020)	10045	1049	1796	8249	0	0	1796	5	26
99	IDP-282A Community vased Forest Managment and Livelihoods Improvment in Meghalaya (Mar 27 2020)	352	52	75	277	0	0	75	0	0
100	IDP-284 Ahmedabad Metro Project (II) (Mar 27 2020)	13967	4019	4019	9948	0	0	4019	0	28
101	IDP-285 Project for Pollution Abatement of Nag River in Nagpur (Mar 27 2020)	27020	0	0	27020	0	0	0	58	58
102	IDP-285A Project for Pollution Abatement of Nag River in Nagpur (Mar 27 2020)	2062	0	0	2062	0	0	0	0	0
103	IDP-286 North East Road Network Connectivity Improvement Project (Phase 4) (Mar 27 2020)	14114	3486	10115	3999	0	0	10115	81	132
104	IDP-286A North East Road Network Connectivity Improvement Project (Phase 4) (Mar 27 2020)	812	0	0	812	0	0	0	0	0
105	IDP-287 Madhya Pradesh Rural Water Supply Project (Mar 27 2020)	52413	0	0	52413	0	0	0	0	111
106	IDP-287A Madhya Pradesh Rural Water Supply Project (Mar 27 2020)	3061	0	0	3061	0	0	0	0	0
107	IDP-288 Dedicated Freight Corridor Project(Phase-1) (IV) (Mar 27 2020)	124751	38839	103623	21128	0	0	103623	61	346
108	IDP-288A Dedicated Freight Corridor Project (Phase 1) (IV) (Mar 27 2020)	5249	0	0	5249	0	0	0	0	0
109	IDP-289 Project for Ecosystem Restoration in Gujarat (Mar 27 2020)	13185	0	0	13185	0	0	0	0	28
110	IDP-289A Project for Ecosystem Restoration in Gujarat (Mar 27 2020)	572	0	0	572	0	0	0	0	0
	<b>Plan Year Total</b>	<b>307531</b>	<b>47582</b>	<b>159078</b>	<b>148453</b>	<b>0</b>	<b>0</b>	<b>159078</b>	<b>646</b>	<b>1840</b>
<b>2020-2021 For Financial Year</b>										
111	IDC-012 COVID-19 Crisis Response Emergency Support Loan (Aug 31 2020)	50000	0	50000	0	0	0	50000	5	60
112	IDC-013 The COVID-19 Crisis Response Support Laons for Social Protection (Feb 8 2021)	30000	0	30000	0	0	0	30000	195	589

क्र. संख्या Sl. No.	ऋण ब्यौरा/ आयोजना वार Loan Details/ Planwise	रह हुए करारों को निकाल कर हस्ताक्षरित करार का मूल्य Value of Aggrement signed less Cancellation	उपयोग Utilisation		31.3.2024 को अनाहरित शेष Undrawn Balance as on 31.3.2024	मूलधन की पुनःअदायगी Principal Repaid		31.03.2024 को बकाया लेखा बंदी ऋण Closing & Debt Outstanding as on 31.3.2024	व्याज और अन्य प्रभारों की अदायगी Payment of Interest other charged paid	
			2023-24 के दौरान During 2023-24	31.3.2024 तक Upto 31.3.2024		2023-24 के दौरान During 2023-24	31.3.2024 तक Upto 31.3.2024		2023-24 के दौरान During 2023-24	31.3.2024 तक Upto 31.3.2024
113	IDP-290 Himachal Pradesh Crop Diversification promotion project (Phase-2) (Mar 26 2021)	10538	768	1347	9191	0	0	1347	6	30
114	IDP-290A Himachal Pradesh Crop Diversification Promotion Project (Phase-2) (Mar 26 2021)	764	46	104	660	0	0	104	0	0
115	IDP-291 Project for Setting up of All India Intitute of Medical Sciences Madurai (Mar 26 2021)	21296	0	0	21296	0	0	0	0	46
116	IDP-291A Project for Setting up of All India Institute of Medical Sciences Madurai (Mar 26 2021)	1492	157	157	1335	0	0	157	0	0
117	IDP-292 Rajasthan Rural Water Supply and Fluorosis Mitigation Project (Nagaur) PH-2 (Mar 26 2021)	44225	0	0	44225	0	0	0	0	92
118	IDP-292A Rajasthan Rural Water Supply and Fluorosis Mitigation Project Ph-2 (Mar 26 2021)	1591	0	0	1591	0	0	0	0	0
119	IDP-293 North East Road Network Connectivity Improvement Project (Mar 26 2021)	14489	2852	2852	11637	0	0	2852	0	31
120	IDP-293A North East Road Network Connectivity Improvement Project (Phase 5) (Mar 26 2021)	796	0	0	796	0	0	0	0	0
121	IDP-294 Bengaluru Metro Rail Project (Phase-2) (Mar 26 2021)	48779	4435	4435	44344	0	0	4435	0	104
122	IDP-294A Bengaluru Metro Rail Project (Phase-2) (Mar 26 2021)	3257	471	471	2786	0	0	471	0	0
123	IDP-295 Kolkata East-West Metro Project (IV) (Mar 26 2021)	8547	0	8504	43	0	0	8504	98	162
124	IDP-295A Kolkata East-West Metro Project (IV) (Mar 26 2021)	544	0	544	0	0	0	544	0	0
125	IDP-296 Delhi Mass Rapid Transport System Project (Phase 4) (I) (Mar 26 2021)	118418	28918	45721	72697	0	0	45721	167	419
126	IDP-296A Delhi Mass Rapid Transport System Project (Phase 4) (I) (Mar 26 2021)	1560	0	0	1560	0	0	0	0	0
	<b>Plan Year Total</b>	<b>356296</b>	<b>37647</b>	<b>144135</b>	<b>212161</b>	<b>0</b>	<b>0</b>	<b>144135</b>	<b>471</b>	<b>1531</b>
<b>2021-2022 For Financial Year</b>										
127	IDP-297 Dedicated Freight Corridor Project (Phase 2) (III) (Mar 31 2022)	114249	48970	71812	42437	0	0	71812	18	251
128	IDP-297A Dedicated Freight Corridor Project (Phase 2) (III) (Mar 31 2022)	2271	1176	1176	1095	0	0	1176	0	0
129	IDP-298 Chennai Metro Project (Phase 2) (II) (Mar 31 2022)	70055	0	0	70055	0	0	0	0	0
130	IDP-298A Chennai Metro Project (Phase 2) (II) (Mar 31 2022)	2945	0	0	2945	0	0	0	0	0
131	IDP-299 Bengaluru Water supply and Sewerage Project (Phase 3) (II) (Mar 31 2022)	27580	7525	7525	20055	0	0	7525	0	74
132	IDP-299A Bengaluru Water supply and Sewerage Project (Phase 3) (II) (Mar 31 2022)	8221	0	0	8221	0	0	0	0	0
133	IDP-299B Bengaluru Water supply and Sewerage Project (Phase 3) (II) (Mar 31 2022)	1267	0	0	1267	0	0	0	0	0
134	IDP-300 Uttarakhand Integrated Horticulture Development Project (Mar 31 2022)	5820	0	0	5820	0	0	0	0	13
135	IDP-300A Uttarakhand Integrated Horticulture Development Project (Mar 31 2022)	581	0	0	581	0	0	0	0	0
136	IDP-301 Tamil Nadu Biodiversity Conservation and Greening Project for Climate Chang (Mar 31 2022)	10310	1505	1505	8805	0	0	1505	1	22

क्र. संख्या Sl. No.	ऋण ब्यौरा/ आयोजना वार Loan Details/ Planwise	रद्द हुए करारों को निकाल कर हस्ताक्षरित करार का मूल्य Value of Aggrement signed less Cancellation	उपयोग Utilisation		31.3.2024 को अनाहरित शेष Undrawn Balance as on 31.3.2024	मूलधन की पुनःअदायगी Principal Repaid		31.03.2024 को बकाया लेखा बंदी ऋण Closing & Debt Outstanding as on 31.3.2024	व्याज और अन्य प्रभारों की अदायगी Payment of Interest other charged paid	
			2023-24 के दौरान During 2023-24	31.3.2024 तक Upto 31.3.2024		2023-24 के दौरान During 2023-24	31.3.2024 तक Upto 31.3.2024		2023-24 के दौरान During 2023-24	31.3.2024 तक Upto 31.3.2024
137	IDP-301A Tamil Nadu Biodiversity Conservation and Greening Project for Climate Change (Mar 31 2022)	225	0	0	225	0	0	0	0	0
138	IDP-302 Medical Education and Reserch Department - Assam (Mar 31 2022)	43434	15	21	43413	0	0	21	0	91
139	IDP-302A Medical Education and Reserch Department - Assam (Mar 31 2022)	2171	172	172	1999	0	0	172	0	0
140	IDP-303 North East Road Network Connectivity Improvement Project (Phase 6 ) (Mar 31 2022)	21536	0	0	21536	0	0	0	0	0
141	IDP-303A North East Road Network Connectivity Improvement Project (Phase 6 ) (Mar 31 2022)	1593	0	0	1593	0	0	0	0	0
	<b>Plan Year Total</b>	<b>312258</b>	<b>59362</b>	<b>82210</b>	<b>230048</b>	<b>0</b>	<b>0</b>	<b>82210</b>	<b>19</b>	<b>452</b>
<b>2022-2023 For Financial Year</b>										
142	IDP-305 Project for the construction of Mumbai-Ahmedabad High Speed Rail (III) (Jul 25 2022)	100000	53108	96736	3264	0	0	96736	77	277
143	IDP-306 Establishment of Mizoram State Super Specialty Cancer and Research Centre (Feb 27 2023)	9194	0	0	9194	0	0	0	20	20
144	IDP-306A Establishment of Mizoram State Super Specialty Cancer and Research Centre (Feb 27 2023)	724	0	0	724	0	0	0	0	0
145	IDP-309 Project for the Construction of Mumbai- Ahmedabad High Speed Rail (IV) (Mar 29 2023)	300000	202439	202439	97561	0	0	202439	603	603
146	IDP-310 Patna Metro Rail Construction Project (I) (Mar 29 2023)	93421	0	0	93421	0	0	0	197	197
147	IDP-310A Patna Metro Rail Construction Project (I) (Mar 29 2023)	5191	0	0	5191	0	0	0	0	0
148	IDP-311 Project for Forest and Biodiversity Conservation for climate Change Response in West Bengal (Mar 29 2023)	8939	0	0	8939	0	0	0	19	19
149	IDP-311A Project for Forest and Biodiversity Conservation for climate Change Response in West Bengal (Mar 29 2023)	369	0	0	369	0	0	0	0	0
150	IDP-312 Rajasthan Water Sector Livelihood Improvement Project(II) (Mar 29 2023)	17982	0	0	17982	0	0	0	38	38
151	IDP-312A Rajasthan Water Sector Livelihood Improvement Project (II) (Mar 29 2023)	912	0	0	912	0	0	0	0	0
	<b>Plan Year Total</b>	<b>536732</b>	<b>255547</b>	<b>299175</b>	<b>237557</b>	<b>0</b>	<b>0</b>	<b>299175</b>	<b>953</b>	<b>1153</b>
<b>2023-2024 For Financial Year</b>										
152	IDC-014 Program for Japan India Cooperative Actions towards Sustainable Development Goals in India Phase-2 (Dec 21 2023)	15301	0	0	15301	0	0	0	0	0
153	IDP-313 Mumbai Metro Line 3 Project (IV) (Mar 26 2024)	57748	0	0	57748	0	0	0	0	0
154	IDP-313A Mumbai Metro Line 3 Project (IV) (Mar 26 2024)	1195	0	0	1195	0	0	0	0	0
155	IDP-314 The Construction of Chennai Peripheral Ring Road (Phase-2) (Feb 20 2024)	46318	0	0	46318	0	0	0	0	0
156	IDP-314A Construction of Chennai Peripheral Ring Road(Phase-2) (Feb 20 2024)	3529	0	0	3529	0	0	0	0	0
157	IDP-315 Project for Promoting Start-Up and Innovation in Telangana (Feb 20 2024)	22681	0	0	22681	0	0	0	0	0

क्र. संख्या Sl. No.	ऋण ब्यौरा/ आयोजना वार Loan Details/ Planwise	रह हुए करारों को निकाल कर हस्ताक्षरित करार का मूल्य Value of Aggrement signed less Cancellation	उपयोग Utilisation		31.3.2024 को अनाहरित शेष Undrawn Balance as on 31.3.2024	मूलधन की पुनःअदायगी Principal Repaid		31.03.2024 को बकाया लेखा बंदी ऋण Closing & Debt Outstanding as on 31.3.2024	व्याज और अन्य प्रभारों की अदायगी Payment of Interest other charged paid	
			2023-24 के दौरान During 2023-24	31.3.2024 तक Upto 31.3.2024		2023-24 के दौरान During 2023-24	31.3.2024 तक Upto 31.3.2024		2023-24 के दौरान During 2023-24	31.3.2024 तक Upto 31.3.2024
158	IDP-315A Project for Promoting Start-Up and Innovation in Telangana (Feb 20 2024)	1016	0	0	1016	0	0	0	0	0
159	IDP-316 Project for the Construction of Mumbai- Ahmedabad High Speed Rail (V) (Dec 21 2023)	400000	0	0	400000	0	0	0	0	0
160	IDP-317 Project for Improvement of Urban Water Supply System, Uttarakhand (Feb 20 2024)	14976	0	0	14976	0	0	0	0	0
161	IDP-317A Project for Improvement of Urban Water Supply System, Uttarakhand (Feb 20 2024)	1235	0	0	1235	0	0	0	0	0
162	IDP-318 Project for Promoting Sustainable Horticulture in Haryana (I) (Feb 20 2024)	15160	0	0	15160	0	0	0	0	0
163	IDP-318A Project for Promoting Sustainable Horticulture in Haryana (I) (Feb 20 2024)	1055	0	0	1055	0	0	0	0	0
164	IDP-319 DEDICATED FREIGHT CORRIDOR PROJECT PHASE 1 (V) (Feb 20 2024)	38838	0	0	38838	0	0	0	0	0
165	IDP-319A DEDICATED FREIGHT CORRIDOR PROJECT PHASE 1 (V) (Feb 20 2024)	1162	0	0	1162	0	0	0	0	0
166	IDP-320 Project for Climate Change Response and Ecosystem Services Enhancement in Rajasthan (Feb 20 2024)	25431	0	0	25431	0	0	0	0	0
167	IDP-320A Project for Climate Change Response and Ecosystem Services Enhancement in Rajasthan (Feb 20 2024)	702	0	0	702	0	0	0	0	0
168	IDP-322 The Establishment of the Medical College Hospital at Nagaland Institute of Medical Sciences , Kohima (Feb 20 2024)	9269	0	0	9269	0	0	0	0	0
169	IDP-322A The Establishment of the Medical College Hospital at Nagaland Institute of Medical Sciences , Kohima (Feb 20 2024)	739	0	0	739	0	0	0	0	0
170	IDP-325 Delhi Mass Rapid Transport System Project 9(Phase 4) (II) (Mar 26 2024)	101818	0	0	101818	0	0	0	0	0
171	IDP-325A Delhi Mass Rapid Transport System Project 9(Phase 4) (II) (Mar 26 2024)	1114	0	0	1114	0	0	0	0	0
172	IDP-326 North East Road Network Connectivity Improvement Project (Phase-3) II (Feb 20 2024)	32918	0	0	32918	0	0	0	0	0
173	IDP-326A North East Road Network Connectivity Improvement Project (Phase-3) II (Feb 20 2024)	1619	0	0	1619	0	0	0	0	0
	<b>Plan Year Total</b>	<b>793824</b>	<b>0</b>	<b>0</b>	<b>793824</b>	<b>0</b>	<b>0</b>	<b>0</b>	<b>0</b>	<b>0</b>
	<b>Grand Total</b>	<b>3982169</b>	<b>559750</b>	<b>1905555</b>	<b>2076614</b>	<b>19469</b>	<b>50842</b>	<b>1854713</b>	<b>10586</b>	<b>38505</b>

न्यू डेवलपमेंट बैंक  
मुद्रा: अमरीकी डालर हजारों में  
**New Development Bank**  
Currency : Thousands U S Dollars

**2017-2018 For Financial Year**

1	17IN01 Rajasthan Water Sector Restructuring Project for the Desert Areas (Feb 13 2018)	100000	0	100000	0	1610	1610	98390	6816	14503
	<b>Plan Year Total</b>	<b>100000</b>	<b>0</b>	<b>100000</b>	<b>0</b>	<b>1610</b>	<b>1610</b>	<b>98390</b>	<b>6816</b>	<b>14503</b>

**2018-2019 For Financial Year**

2	18IN01 Bihar Roral Roads Project (Nov 20 2018)	45000	0	45000	0	1498	1498	43502	2969	5635
3	18IN02 Madhya Pradesh Major District Roads II Project (Oct 5 2018)	350000	26701	272638	77362	18158	18158	254480	17413	31048



क्र. संख्या Sl. No.	ऋण ब्यौरा/ आयोजना वार Loan Details/ Planwise	रह हुए करारों को निकाल कर हस्ताक्षरित करार का मूल्य Value of Aggrement signed less Cancellation	उपयोग Utilisation		31.3.2024 को अनाहरित शेष Undrawn Balance as on 31.3.2024	मूलधन की पुनःअदायगी Principal Repaid		31.03.2024 को बकाया लेखा बंदी ऋण Closing & Debt Outstanding as on 31.3.2024	व्याज और अन्य प्रभारों की अदायगी Payment of Interest other charged paid	
			2023-24 के दौरान During 2023-24	31.3.2024 तक Upto 31.3.2024		2023-24 के दौरान During 2023-24	31.3.2024 तक Upto 31.3.2024		2023-24 के दौरान During 2023-24	31.3.2024 तक Upto 31.3.2024
4	18IN03 Madhya Pradesh Bridge Project (Tranche 1) (Oct 5 2018)	105000	13998	105000	0	6993	6993	98007	6505	11099
5	18IN04 Mumbai Metro Rail Project (Dec 26 2018)	260000	13591	98715	161285	2468	2468	96247	6674	12261
	<b>Plan Year Total</b>	<b>760000</b>	<b>54290</b>	<b>521353</b>	<b>238647</b>	<b>29117</b>	<b>29117</b>	<b>492236</b>	<b>33561</b>	<b>60043</b>
<b>2019-2020 For Financial Year</b>										
6	19IN01 Assam Bridge Project (Aug 8 2019)	300000	29145	210929	89071	0	0	210929	13118	21671
	<b>Plan Year Total</b>	<b>300000</b>	<b>29145</b>	<b>210929</b>	<b>89071</b>	<b>0</b>	<b>0</b>	<b>210929</b>	<b>13118</b>	<b>21671</b>
<b>2020-2021 For Financial Year</b>										
7	19IN02 Andhra Pradesh Roads and Bridges Reconstruction Project (Jan 6 2021)	323000	0	15808	307192	0	0	15808	1739	3494
8	19IN03 AP Mandal Connectivity and Rural Connectivity Improvement Project (Jan 6 2021)	323000	0	15808	307192	0	0	15808	1739	3490
9	19IN05 Manipur Water Supply Project (Jun 3 2020)	312000	49799	181016	130984	0	0	181016	10891	15982
10	20IN04 Delhi-Ghaziabad-Meerut Regional Rapid Transit System Project (Nov 19 2020)	500000	52031	176195	323805	0	0	176195	11015	16600
	<b>Plan Year Total</b>	<b>1458000</b>	<b>101830</b>	<b>388826</b>	<b>1069174</b>	<b>0</b>	<b>0</b>	<b>388826</b>	<b>25383</b>	<b>39566</b>
<b>2021-2022 For Financial Year</b>										
11	21IN02 Himachal Pradesh Rural Water Supply Project (Dec 22 2021)	80000	14623	25768	54232	0	0	25768	1080	1441
	<b>Plan Year Total</b>	<b>80000</b>	<b>14623</b>	<b>25768</b>	<b>54232</b>	<b>0</b>	<b>0</b>	<b>25768</b>	<b>1080</b>	<b>1441</b>
<b>2022-2023 For Financial Year</b>										
12	17IN01_II Rajasthan Water Sector Restructuring Project for the Desert Areas Phase II) (Jul 29 2022)	245000	29803	78664	166336	0	0	78664	3065	3677
13	18IN01-T2 Bihar Roral Roads Project (Nov 9 2022)	161630	73722	73722	87908	0	0	73722	1509	1509
	<b>Plan Year Total</b>	<b>406630</b>	<b>103525</b>	<b>152386</b>	<b>254244</b>	<b>0</b>	<b>0</b>	<b>152386</b>	<b>4574</b>	<b>5187</b>
<b>2023-2024 For Financial Year</b>										
14	00098 Integrated Sewerage System For City of Imphal Phase-II Project (Jan 9 2024)	115000	0	0	115000	0	0	0	0	0
15	00102-IN Gujarat Rural Road Program (Jan 9 2024)	500000	0	0	500000	0	0	0	0	0
16	19IN06 Indore Metro Rail Project (Jul 10 2023)	225000	0	0	225000	0	0	0	0	0
17	22IN01 Meghalaya Ecotourism Infrastructure Development Project (Jul 10 2023)	79050	4746	4746	74304	0	0	4746	265	265
18	22IN02 Lamphelpat Waterbody Rejuvenation Project (Jan 9 2024)	70270	0	0	70270	0	0	0	0	0
19	22IN03 Chennai Metro Rail Phase 2 - Corridor 4 Project (Jul 14 2023)	346720	7721	7721	338999	0	0	7721	875	875
	<b>Plan Year Total</b>	<b>1336040</b>	<b>12466</b>	<b>12466</b>	<b>1323574</b>	<b>0</b>	<b>0</b>	<b>12466</b>	<b>1140</b>	<b>1140</b>
	<b>Grand Total</b>	<b>4440670</b>	<b>315879</b>	<b>1411728</b>	<b>3028942</b>	<b>30727</b>	<b>30727</b>	<b>1381001</b>	<b>85672</b>	<b>143550</b>

ओपेक

मुद्रा: अमरीकी डालर हजारों में

OPEC

Currency : Thousands U S Dollars

**2023-2024 For Financial Year**

1	14967-P Chennai Peripheral Ring Road Project (Sections II & III) (Jun 16 2023)	100000	0	0	100000	0	0	0	250	250
	<b>Plan Year Total</b>	<b>100000</b>	<b>0</b>	<b>0</b>	<b>100000</b>	<b>0</b>	<b>0</b>	<b>0</b>	<b>250</b>	<b>250</b>
	<b>Grand Total</b>	<b>100000</b>	<b>0</b>	<b>0</b>	<b>100000</b>	<b>0</b>	<b>0</b>	<b>0</b>	<b>250</b>	<b>250</b>

क्र. संख्या Sl. No.	ऋण ब्यौरा/ आयोजना वार Loan Details/ Planwise	रद्द हुए करारों को निकाल कर हस्ताक्षरित करार का मूल्य Value of Aggrement signed less Cancellation	उपयोग Utilisation		31.3.2024 को अनाहरित शेष Undrawn Balance as on 31.3.2024	मूलधन की पुनःअदायगी Principal Repaid		31.03.2024 को बकाया लेखा बंदी ऋण Closing & Debt Outstanding as on 31.3.2024	व्याज और अन्य प्रभारों की अदायगी Payment of Interest other charged paid	
			2023-24 के दौरान During 2023-24	31.3.2024 तक Upto 31.3.2024		2023-24 के दौरान During 2023-24	31.3.2024 तक Upto 31.3.2024		2023-24 के दौरान During 2023-24	31.3.2024 तक Upto 31.3.2024

रूसी परिसंघ  
मुद्रा: अमरीकी डालर हजारों में  
**Russian Federation**  
Currency : Thousands U S Dollars

**2012-2017 Twelfth Five Year Plan**

1	1/2641 Kudankualam Nuclear Power Project Unit 3 (Jul 17 2012)	1820000	98801	1357315	462685	0	0	1357315	75442	120717
2	1/2642 Kudankulam Nuclear Power Project Unit No 4 (Jul 17 2012)	1820000	95832	1250791	569209	0	0	1250791	65566	97540
	<b>Plan Year Total</b>	<b>3640000</b>	<b>194633</b>	<b>2608106</b>	<b>1031894</b>	<b>0</b>	<b>0</b>	<b>2608106</b>	<b>141008</b>	<b>218257</b>

**2017-2018 For Financial Year**

3	2/2663 Kudankualam Nuclear Power Project Unit No 5 (Jun 1 2017)	1700000	261129	641816	1058184	0	0	641816	21646	23169
4	2/2664 Kudankualam Nuclear Power Project Unit No 6 (Jun 1 2017)	1700000	192523	350869	1349131	0	0	350869	9820	10141
5	2/2665 Kudankualam Nuclear Power Project Feul for Unit No 5 and 6 (Jun 1 2017)	800000	0	0	800000	0	0	0	0	0
	<b>Plan Year Total</b>	<b>4200000</b>	<b>453652</b>	<b>992685</b>	<b>3207315</b>	<b>0</b>	<b>0</b>	<b>992685</b>	<b>31466</b>	<b>33311</b>
	<b>Grand Total</b>	<b>7840000</b>	<b>648285</b>	<b>3600791</b>	<b>4239209</b>	<b>0</b>	<b>0</b>	<b>3600791</b>	<b>172474</b>	<b>251568</b>

साउथ कोरिया की सरकार  
मुद्रा: वोन्स हजारों में  
**Govt. of South Korea**  
Currency : Thousands Wons

**2022-2023 For Financial Year**

1	IND-01 ITS Establishment of Nagpur- Mumbai Super Communication Expressway (Mar 31 2023)	215098000	0	0	0215098000	0	0	0	0	0
	<b>Plan Year Total</b>	<b>215098000</b>	<b>0</b>	<b>0</b>	<b>0215098000</b>	<b>0</b>	<b>0</b>	<b>0</b>	<b>0</b>	<b>0</b>
	<b>Grand Total</b>	<b>215098000</b>	<b>0</b>	<b>0</b>	<b>0215098000</b>	<b>0</b>	<b>0</b>	<b>0</b>	<b>0</b>	<b>0</b>

मुद्रा: अमरीकी डालर हजारों में  
Currency : Thousands U S Dollars

**2023-2024 For Financial Year**

2	IND-02 Strengthening Multimodal and Integrated Logistics Ecosystem Program (SMILE) (Dec 11 2023)	100000	100000	100000	0	0	0	100000	0	0
	<b>Plan Year Total</b>	<b>100000</b>	<b>100000</b>	<b>100000</b>	<b>0</b>	<b>0</b>	<b>0</b>	<b>100000</b>	<b>0</b>	<b>0</b>
	<b>Grand Total</b>	<b>100000</b>	<b>100000</b>	<b>100000</b>	<b>0</b>	<b>0</b>	<b>0</b>	<b>100000</b>	<b>0</b>	<b>0</b>

वर्ष 2023-2024 के दौरान देशवार/संस्थावार पूर्णतः संवितरित  
अनुदानों के ब्यौरे दर्शाने वाला विवरण (सरकारी और गैर-सरकारी लेखा)

**STATEMENT SHOWING DETAILS OF FULLY DISBURSED GRANTS-COUNTRY/ INSTITUTION-WISE  
DURING 2023-2024 (GOVT. & NON-GOVT. ACCOUNTS)**

क्रम संख्या Sl. No.	अनुदान का ब्यौरा Grant Details	31/03/2024 तक प्राधिकृत राशि/ उपयोग की गई संचयी राशि <b>Amt Auth /Cum. Amt Util. upto AS ON 31/03/2024</b>
------------------------------	-----------------------------------	--

**Asian Development Bank**

एशियाई विकास बैंक

U S Dollars (In Million) अमरीकी डॉलर(मिलियन में)

**Government Grant**

1	Visakhapatnam-Chennai Industrial Corridor Developm	5.000
2	West Bengal Drinking Water Sector Improvement Proj	3.000
3	Assam Power Sector Investment Program - 3	2.000
	<b>Total</b>	<b>10.000</b>

**GEF-UNDP जीईएफ-यूएनडीपी**

एशियाई विकास बैंक

U S Dollars (In Million) अमरीकी डॉलर (मिलियन में)

**Government Grant**

1	Secure himalayas	10.000
	<b>Total</b>	<b>10.000</b>

**Germany जर्मनी**

Euros (In Millions) यूरो (मिलियन में)

**Government Grant**

1	Madhya Pradesh Urban Sanitation and Environment Pr	0.500
2	Madhya Pradesh Urban Sanitation and Environment	2.000
3	Integrated Water Transport Kochi	1.800
	<b>Total</b>	<b>4.300</b>

**Global Fund वैश्विक निधि**

U S Dollars (In Millions) अमरीकी डॉलर (मिलियन में)

**Government Grant**

1	SAHAS(Strategic Augmentation of HIV AIDS Services)	99.984
2	Intensified Malaria Elimination Program 2	52.737
3	Augmenting TB Elimination Response in India (ATERI	200.038
	<b>Total</b>	<b>352.759</b>

**International Bank for Reconstruction and Development अन्तरराष्ट्रीय पुनर्निर्माण और विकास बैंक**

U S Dollars (In Millions) अमरीकी डॉलर (मिलियन में)

**Government Grant**

1	Ecosystem Service Improvement Project	24.640
	<b>Total</b>	<b>24.640</b>

**Non Government Grant**

2	Shared Infrastructure for Solor Parks Project	2.000
	<b>Total</b>	<b>2.000</b>

दिनांक 31 मार्च, 2024 तक अनुदानों के संवितरण के देशवार/संस्थावार ब्यौरे  
दर्शाने वाला विवरण (सरकारी और गैर-सरकारी लेखा)

**STATEMENT SHOWING DETAILS OF DISBURSING GRANTS-COUNTRY/ INSTITUTION-WISE  
AS ON MARCH 31, 2024 (GOVT. & NON-GOVT. ACCOUNTS)**

क्रम संख्या Sl. No.	अनुदान का ब्यौरा Grant Details	31/03/2024 तक प्राधिकृत राशि Amount Auth upto 31/03/2024	2023-2024 के दौरान उपयोग की गई राशि Amount utilised during 2023-2024	31/03/2024 तक उपयोग की गई संचयी राशि Cumulative Amount utilised upto 31/03/2024	31/03/2024 को अनाहरित शेष Undrawn Balance as on 31/03/2024
------------------------	-----------------------------------	---	---	--	---

**Asian Development Bank एशियाई विकास बैंक  
U S Dollars (In Millions) अमरीकी डॉलर (मिलियन में)**

**Government Grant**

1	Tamil Nadu Urban Flagship Investment Program-Proje	2.000	0.000	1.425	0.575
2	Delhi-Meerut Regional Rapid Transit System Investm	3.000	0.289	0.416	2.584
3	Meghalaya Power Distribution sector Improvement Pr	2.000	0.140	0.140	1.860
4	Integrated urban flood management for the Chennai	2.000	0.000	0.000	2.000
	<b>Total</b>	<b>9.000</b>	<b>0.429</b>	<b>1.981</b>	<b>7.019</b>

**France फ्रांस  
Euros (In Millions) यूरो (मिलियन में)**

**Government Grant**

1	Smart City Project	6.000	0.163	4.603	1.397
2	Water Supply for Pan City (Chandigarh)	11.380	0.000	0.000	11.380
	<b>Total</b>	<b>17.380</b>	<b>0.163</b>	<b>4.603</b>	<b>12.777</b>

**Germany जर्मनी  
Euros (In Millions) यूरो (मिलियन में)**

**Government Grant**

1	Climate change adaptation in the Himalaya componen	1.000	0.224	0.361	0.639
2	Municipal Infrastructre Development in Tamil Nadu (	20.000	0.000	0.000	20.000
3	Hydropower in Himalaya	1.500	0.000	0.000	1.500
4	Sustainable Municipal Infrastructure Financing-Tam	3.000	0.000	0.000	3.000
5	Rishikesh Integrated Urban Infrastructure Developm	1.000	0.000	0.000	1.000
6	Energy Efficiency Programme I and II- Lift irrigat	2.000	0.000	0.000	2.000
7	Forest Biodiversity Management in Himalayas	6.500	0.822	1.438	5.062
8	Sustainable Land Management Meghalaya (Grant Compo	4.490	0.048	0.048	4.442
9	Sustainable Municipal Infrastructure Financing-Tam	2.000	0.000	0.000	2.000
10	Community based sustainable Forest Management for	4.000	0.000	0.000	4.000
11	Climate- Resilient Reconstruction after Flooding i	3.000	0.000	0.000	3.000
12	Protection of Vulnerable Catchment Areas in Meghal	1.000	0.000	0.000	1.000
13	Sustainable Urban Infrastructure Development Odish	2.000	0.000	0.000	2.000
14	Integrated and Green Urban Mobility for the Mumbai	2.200	0.000	0.000	2.200
15	Climate Loan Kerala (Accompanying Measures)	2.000	0.000	0.000	2.000
16	Energy Reform Programme Madhya Pradesh (MPPMCL	2.000	0.000	0.000	2.000
17	Indo-German Global Academy for Agroecology Researc	20.000	1.941	1.941	18.059
18	Climate -friendly urban Mobility I and IV Climate-	3.000	0.559	1.234	1.766
19	Surat Metro, Accompanying Measure	2.000	0.000	0.000	2.000
20	Sustainable Municipal Infrastructure Financing-Tam	3.000	0.000	0.000	3.000
21	Environment Friendly Urban Development Programme i	1.500	0.253	0.645	0.855
22	Andhra Pradesh Climate Resilient Zero Budget Natur	1.000	0.146	0.485	0.515
23	Indo-German Solar Energy Partnership III-Component	1.500	0.000	0.000	1.500
24	Sustainable Urban Infrastructure development-chenn	4.000	0.033	0.892	3.108
25	Community based forests Management for Water Resou	2.700	0.115	1.339	1.361
26	Sustainable Municipal Infrastructure Financing in	2.000	0.463	0.545	1.455
	<b>Total</b>	<b>98.390</b>	<b>4.604</b>	<b>8.928</b>	<b>89.462</b>

**Non Government Grant**

27	RENEWABLE ENERGY PROGRAMME PFC-II	0.356	0.000	0.356	0.000
	<b>Total</b>	<b>0.356</b>	<b>0.000</b>	<b>0.356</b>	<b>0.000</b>

**International Bank for Reconstruction and Development अन्तरराष्ट्रीय पुनर्निर्माण और विकास बैंक  
U S Dollars (In Millions) अमरीकी डॉलर (मिलियन में)**

**Government Grant**

1	Program Towards Elimination of Tuberculosis	40.600	4.990	28.808	11.792
	<b>Total</b>	<b>40.600</b>	<b>4.990</b>	<b>28.808</b>	<b>11.792</b>

क्रम संख्या Sl. No.	अनुदान का ब्यौरा Grant Details	31/03/2024 तक प्राधिकृत राशि Amount Auth upto 31/03/2024	2023-2024 के दौरान उपयोग की गई राशि Amount utilised during 2023-2024	31/03/2024 तक उपयोग की गई संचयी राशि Cumulative Amount utilised upto 31/03/2024	31/03/2024 को अनाहरित शेष Undrawn Balance as on 31/03/2024
------------------------	-----------------------------------	---	---	--	---

**International Fund for Agricultural Development अंतरराष्ट्रीय कृषि विकास कोष**  
**U S Dollars (In Millions) अमरीकी डॉलर (मिलियन में)**

**Government Grant**

1	Fostering Climate Resilient Upland Farming System	0.450	0.011	0.400	0.050
2	Fostering Climate Resilient Upland Farming System	0.550	0.023	0.494	0.056
3	Maharashtra Rural Women's Enterprise Development P	1.400	0.030	0.054	1.346
4	Maharashtra Rural Women's Enterprise Development P	5.250	0.000	0.000	5.250
	<b>Total</b>	<b>7.650</b>	<b>0.064</b>	<b>0.948</b>	<b>6.702</b>

**Japan जापान**

**Japanese Yen (In Millions) जापानी येन (मिलियन में)**

**Government Grant**

1	Construction of International Cooperation and Conv	2,240.000	0.000	1,946.393	293.607
2	Construction of Internationa Coop. and Convention	802.000	0.000	680.000	122.000
	<b>Total</b>	<b>3,042.000</b>	<b>0.000</b>	<b>2,626.393</b>	<b>415.607</b>

वर्ष 2023-2024 के दौरान देशवार/संस्थावार पूर्णतः चुकता  
ऋण/उधार के ब्यौरे दर्शाने वाला विवरण (गैर-सरकारी ऋण)  
**STATEMENT SHOWING COUNTRY/INSTITUTION-WISE DETAILS OF  
FULLY REPAID LOANS/CREDITS DURING 2023-2024 (NON-GOVT. LOANS)**

क्र. संख्या Sl. No.	ऋण ब्यौरा/आयोजना वार Loan Details/Planwise	प्राप्त ऋण Loan Availed	अदा किया गया ऋण Loan Repaid	भुगतान किया गया ब्याज/अन्य प्रभार Interest/Other Charges Paid
------------------------	---	----------------------------	--------------------------------	--

## Japan जापान

Currency Thousands Euros यूरो हजारों में

**1992-1997 - Eighth Five Year Plan**

1	IDP-110 HUCDO Urban Water Supply & Sanitation Dt. (25/01/1996)	8670000	8670000	2074774
	<b>Plan Year Total</b>	<b>8670000</b>	<b>8670000</b>	<b>2074774</b>

**2007-2012 - Eleventh Five Year Plan**

2	IDP-200 Micro, Small and Medium Enterprises Energy Saving Project Dt. (21/11/2008)	30000000	30000000	784941
	<b>Plan Year Total</b>	<b>30000000</b>	<b>30000000</b>	<b>784941</b>
	<b>Grand Total</b>	<b>38670000</b>	<b>38670000</b>	<b>2859715</b>

दिनांक 31 मार्च, 2024 तक प्राप्त देशवार/संस्थावार पूर्णतः संवितरित ऋण/उधार के ब्यौरे दर्शाने वाला विवरण  
(गैर-सरकारी ऋण) जिसके लिए ऋण शोधन चल रहा है।

**STATEMENT SHOWING DETAILS OF COUNTRY/INSTITUTION-WISE FULLY DISBURSED LOANS/CREDITS  
RECEIVED UPTO MARCH 31, 2024 (NON-GOVT. LOANS) FOR WHICH DEBT SERVICES IS ON GOING**

क्र. संख्या Sl. No.	ऋण ब्यौरा/ आयोजना वार Loan Details/ Planwise	31.3.2024 तक प्राप्त की गई ऋण राशि Loan Amt. Avalied Upto 31.3.2024	अदा किया गया मूलधन Principal Repaid		31.3.2024 को बकाया समापन ऋण Closing Debt Outstanding as on 31.3.2024	व्याज व अन्य प्रभारों की अदायगी Payment of Interest & other charges	
			2023-24 के दौरान During 2023- 2024	31.3.2024 तक Upto 31.3.2024		2023-24 के दौरान During 2023-24	31.3.2024 तक Upto 31.3.2024

एशियाई विकास बैंक  
मुद्रा: अमरीकी डॉलर हजारों में  
Asian Development Bank  
Currency : Thousands U S Dollars

**1997-2002 - Ninth Five Year Plan**

1	1747-IND Surat-Manor Tollway Project Dt. (05/10/2000)	149750	14023	125987	23763	1940	72598
2	1759-IND Housig Finance II Project Dt. (18/12/2001)	7400	693	6226	1174	98	4422
	<b>Plan Year Total</b>	<b>157150</b>	<b>14715</b>	<b>132213</b>	<b>24937</b>	<b>2038</b>	<b>77020</b>

**2002-2007 - Tenth Five Year Plan**

3	1871-IND Private Sector Infrastructure Facility at State Le Dt. (05/08/2002)	50400	3224	43269	7131	90	14409
4	1968-IND State Power Sector Reform Project Dt. (11/12/2003)	21476	1432	16662	4814	182	7619
5	2152-IND Power Grid Transmission(Sector) Project Dt. (03/11/2005)	400000	46477	374906	25094	3436	56516
	<b>Plan Year Total</b>	<b>471876</b>	<b>51132</b>	<b>434836</b>	<b>37039</b>	<b>3709</b>	<b>78544</b>

**2007-2012 - Eleventh Five Year Plan**

6	2404-IND India Infrastructure Project Financing Facility-Project1 Dt. (03/03/2008)	300000	15000	172500	127500	2329	35128
7	2415-IND National Power Grid Development Investment Program (Tranche1) Dt. (28/03/2008)	400000	18092	126277	273723	1272	24377
8	2509-IND India Infrastructure Project Financing Facility-Project 2 Dt. (26/02/2009)	200000	10000	100000	100000	1575	20112
9	2510-IND National Power Grid Development Investment Program- Tranche 2 Dt. (27/03/2009)	124000	5087	33538	90462	2290	18324
10	2586-IND Second India Infrastructure project Financing Facility - Project 1 Dt. (22/12/2009)	210000	8168	53089	156911	1742	20469
11	2617-IND micro Small & Medium Enterprise Development Project Dt. (19/03/2010)	35711	3274	32437	3274	23	1935
12	2660-IND National Capital Region Urban Infrastructure Financing Project 1 Dt. (17/03/2011)	60000	2117	12835	47165	392	4517
13	2717-IND Second India Infrastructure Project Financing Facility - Project-2 Dt. (17/03/2011)	250000	8820	53478	196522	4927	38027
14	2787-IND National Grid Improvement Project Dt. (30/03/2012)	500000	16251	82883	417117	11238	63992
15	2822-IND Second India Infrastructure Project Financing Facility- Project 3 Dt. (21/03/2012)	240000	7680	42871	197129	1207	16269
16	2823-IND National Power Grid Development Investment Program- Project 3 Dt. (30/03/2012)	51000	1554	8274	42726	1948	8651
	<b>Plan Year Total</b>	<b>2370711</b>	<b>96043</b>	<b>718182</b>	<b>1652529</b>	<b>28943</b>	<b>251801</b>

**2012-2017 - Twelfth Five Year Plan**

17	3048-IND Accelerating Infrastructure Investment Facility in India Project 1 Dt. (22/01/2014)	400000	23104	131655	268345	1877	58725
18	3186-IND Clean Energy Finance Investment Program - Project1 Dt. (27/10/2015)	200000	13333	53333	146667	2900	13383
19	3365-IND Green Energy Corridor and Grid Strengthening Project Dt. (23/02/2017)	500000	33333	100000	400000	16444	58192
20	3436-IND Demand - Side Energy Efficiency Sector Project Dt. (30/03/2017)	134529	8933	22873	111656	4371	14994
	<b>Plan Year Total</b>	<b>1234529</b>	<b>78703</b>	<b>307861</b>	<b>926668</b>	<b>25592</b>	<b>145294</b>

**2017-2018 - For Financial Year**

21	3521-IND Solar Transmission Sector Project Dt. (05/04/2017)	175000	11667	23333	151667	4846	9258
22	8309-IND Solar Rooftop Investment Program - Project 1 Dt. (30/05/2017)	9500	0	0	9500	244	1177
23	8325-IND Solar Transmission Sector Project Dt. (05/04/2017)	50000	0	0	50000	186	186
	<b>Plan Year Total</b>	<b>234500</b>	<b>11667</b>	<b>23333</b>	<b>211167</b>	<b>5275</b>	<b>10622</b>
	<b>Grand Total</b>	<b>4468765</b>	<b>252260</b>	<b>1616425</b>	<b>2852340</b>	<b>65558</b>	<b>563282</b>

क्र. संख्या Sl. No.	ऋण ब्यौरा/ आयोजना वार Loan Details/ Planwise	31.3.2024 तक प्राप्त की गई ऋण राशि Loan Amt. Availed Upto 31.3.2024	अदा किया गया मूलधन Principal Repaid		31.3.2024 को बकाया समापन ऋण Closing Debt Outstanding as on 31.3.2024	व्याज व अन्य प्रभारों की अदायगी Payment of Interest & other charges	
			2023-24 के दौरान During 2023- 2024	31.3.2024 तक Upto 31.3.2024		2023-24 के दौरान During 2023-24	31.3.2024 तक Upto 31.3.2024

एशियाई विकास बैंक  
मुद्रा: अमरीकी डॉलर हजारों में  
Asian Infrastructure Investment Bank  
Currency Thousands U S Dollars

**2017-2018 - For Financial Year**

1	0006-1-INDTransmission System Strengthening Project Dt. (07/12/2017)	96765	12230	41739	55026	1284	7517
	<b>Plan Year Total</b>	<b>96765</b>	<b>12230</b>	<b>41739</b>	<b>55026</b>	<b>1284</b>	<b>7517</b>
	<b>Grand Total</b>	<b>96765</b>	<b>12230</b>	<b>41739</b>	<b>55026</b>	<b>1284</b>	<b>7517</b>

यूरोपियन निवेश बैंक  
मुद्रा यूरो हजारों में  
European Investment Bank  
Currency Thousands Euros

**2012-2017- Twelfth Five Year Plan**

1	EIBNLN001 83095-Facility for Energy Sustainability and security Supply Dt. (21/02/2014)	21184	0	2648	18536	0	0
	<b>Plan Year Total</b>	<b>21184</b>	<b>0</b>	<b>2648</b>	<b>18536</b>	<b>0</b>	<b>0</b>
	<b>Grand Total</b>	<b>21184</b>	<b>0</b>	<b>2648</b>	<b>18536</b>	<b>0</b>	<b>0</b>

जर्मनी  
मुद्रा यूरो हजारों में  
Germany  
Currency Thousands Euros

**1974-1978 - Fifth Five Year Plan**

1	581364e DM 15 M Dt.6.12.1976 IFCI XVth. Dt. (06/12/1976)	7669	192	7093	577	5	1626
	<b>Plan Year Total</b>	<b>7669</b>	<b>192</b>	<b>7093</b>	<b>577</b>	<b>5</b>	<b>1626</b>

**1979-1980 - Yearly Plan**

2	588547e DM 15 M Dt.24.9.79 IFCI XVIth Dt. (24/09/1979)	7669	190	6528	1141	10	2546
3	589799e DM 10 M Dt.20.2.80 IFCI XVIIth. Dt. (20/02/1980)	5113	127	4289	824	7	1087
	<b>Plan Year Total</b>	<b>12782</b>	<b>317</b>	<b>10817</b>	<b>1965</b>	<b>17</b>	<b>3633</b>

**1980-1985 - Sixth Five Year Plan**

4	1931466e DM 10 M Dt.6.8.1980 XVIIth IFCI Dt. (06/08/1980)	5113	127	4225	888	7	1075
5	1933205e DM 15 M Dt.15.1.81 IFCI XIXth. Dt. (15/01/1981)	7669	189	6243	1427	1	1549
6	1939459e DM 15 M Dt.18.8.92 IFCI XXth. Dt. (18/08/1982)	7669	192	6035	1634	13	1574
7	1944916e DM 15 M Dt.16.9.83 IFCI XXIst Dt. (16/09/1983)	7669	189	5770	1899	15	1540
8	1948628e DM 20 M Dt.21.5.84 IFCI XXIInd Dt. (21/05/1984)	10226	256	7542	2684	22	2153
9	2817985E DM 25 M Dt.30.11.84 IFCI XXIII Dt. (30/11/1984)	12782	320	9262	3521	28	2648
	<b>Plan Year Total</b>	<b>51129</b>	<b>1273</b>	<b>39077</b>	<b>12053</b>	<b>87</b>	<b>10539</b>

**1985-1990 - Seventh Five Year Plan**

10	3405974e DM 25 M Dt.18.9.86 IFCI XXIVth Dt. (18/09/1986)	12782	316	8675	4108	33	2522
11	3419932e DM 80 M Dt.15.3.88 IFCI XXV Dt. (15/03/1988)	40903	1010	26254	14650	116	7108
	<b>Plan Year Total</b>	<b>53686</b>	<b>1326</b>	<b>34928</b>	<b>18757</b>	<b>148</b>	<b>9630</b>

**1991-1992 - Yearly Plan**

12	4289498e DM 10 M NSIC Loan No.XI Dt. (05/03/1992)	5113	126	2767	2346	18	1255
	<b>Plan Year Total</b>	<b>5113</b>	<b>126</b>	<b>2767</b>	<b>2346</b>	<b>18</b>	<b>1255</b>

**1992-1997 - Eighth Five Year Plan**

13	113278E SIDBI Loan Dt.30.12.93 Dt. (30/12/1993)	10226	341	6810	3415	28	1729
14	1188620E NLC Expan. Lignite Mine & Power Dt. (13/03/1997)	85468	2802	47634	37834	300	16517
15	122739E Modern.Rourkela Steel Plant Dt. (20/10/1992)	9852	323	6298	3555	28	1440
16	122749E SIDBI Loan Dt.30.12.93 Dt. (30/12/1993)	7872	194	3789	4084	28	1404
17	128045E NABARD VI NFS Credit Dt. (14/02/1994)	15339	511	9715	5624	366	10353
18	320425E PFC Energy Investment prog Dt. (19/06/1995)	11308	376	7670	3638	35	1375
19	334738E NSIC XIth Loan Dt. (22/11/1995)	5036	168	3019	2018	32	1006
20	334745E SIDBI-II Dt. (24/11/1995)	15339	511	9203	6136	426	6677
21	341777E NLC Rejuv.Min.Equipm.Minel Dt. (26/04/1996)	13154	438	7665	5489	44	4506
22	342518E NABARD VIII:NFS-Credit Program Dt. (22/05/1996)	25565	852	14907	10658	85	4071
23	94035E Modern Rourkela Steel Plant Dt. (20/10/1992)	51129	2045	32723	18407	150	8029
24	96610e I.F.C.I Loan XXVI Dt. (17/12/1992)	12782	426	8945	3838	31	2152
25	99168E Modern Rourkela Steel Plant Dt. (20/10/1992)	15339	439	7004	8335	65	5174
	<b>Plan Year Total</b>	<b>278409</b>	<b>9427</b>	<b>165379</b>	<b>113029</b>	<b>1617</b>	<b>64432</b>



क्र. संख्या Sl. No.	ऋण ब्यौरा/ आयोजना वार Loan Details/ Planwise	31.3.2024 तक प्राप्त की गई ऋण राशि Loan Amt. Avalied Upto 31.3.2024	अदा किया गया मूलधन Principal Repaid		31.3.2024 को बकाया समापन ऋण Closing Debt Outstanding as on 31.3.2024	व्याज व अन्य प्रभारों की अदायगी Payment of Interest & other charges	
			2023-2024 के दौरान 2023- 2024	31.3.2024 तक 31.3.2024		2023-24 के दौरान 2023-24	31.3.2024 तक 31.3.2024
<b>1997-2002 - Ninth Five Year Plan</b>							
26	1543034E HUDCO Housing for Eco.Weaker Section Dt. (31/10/1997)	0	0	0	0	0	0
27	1674590E NABARD VIII:MI-Credit Program Dt. (05/02/1998)	17895	587	11495	6400	67	2880
28	2987142E Indian Renewable Energy Development Agency Ltd. Dt. (15/07/1999)	35790	1173	17088	18703	147	5618
	<b>Plan Year Total</b>	<b>53686</b>	<b>1760</b>	<b>28583</b>	<b>25103</b>	<b>215</b>	<b>8499</b>
<b>2002-2007 - Tenth Five Year Plan</b>							
29	5020184E SIDBI III Dt. (25/02/2003)	7567	248	2728	4839	35	870
30	745190E Promotion of Private Infrastructure Projects Dt. (08/11/2005)	8500	850	7225	1275	16	511
	<b>Plan Year Total</b>	<b>16067</b>	<b>1098</b>	<b>9953</b>	<b>6114</b>	<b>51</b>	<b>1381</b>
<b>2007-2012 - Eleventh Five Year Plan</b>							
31	1442706E Pare Hydroelectric Plant Dt. (11/12/2008)	80000	5334	55997	24003	1087	19196
32	3176333426Clean Energy for Rural Development - Programme Dt. (30/03/2012)	100000	10528	94736	5264	237	8653
33	3477287E Removal of Barriers to Biomass Power Generation in India Dt. (08/10/2009)	19971	664	2656	17315	135	1092
34	460904E Environment-related Urban Infrastrure Development through NCRPB Dt. (09/02/2012)	32500	0	17875	14625	0	1421
35	6214353 Promotional Programme for Energy Efficient New Residential Housing Programme Dt. (31/12/2010)	12000	400	1200	10800	83	636
36	6816090E Environment-related Urban Infrastrure Development through NCRPB Dt. (09/02/2012)	10000	0	5500	4500	0	721
37	7153378E Environmental Credit Line SIDBI III (Protion 2) Dt. (10/09/2008)	7669	250	1375	6294	49	756
38	7851035E Environment-related Urban Infrastrure Development through NCRPB Dt. (09/02/2012)	25000	0	13750	11250	0	1436
39	8247108E Environment & Energy investment Prog ( IIFCL-I ) Dt. (05/02/2010)	16589	544	2172	14417	112	886
40	9411149E Environment-related Urban Infrastrure Development through NCRPB Dt. (09/02/2012)	32500	0	17875	14625	0	1901
41	9777097E Natural Resource Management NABARD-Umbrella Programme Dt. (16/09/2009)	15000	492	2208	12792	100	771
	<b>Plan Year Total</b>	<b>351229</b>	<b>18212</b>	<b>215344</b>	<b>135885</b>	<b>1803</b>	<b>37469</b>
<b>2012-2017 - Twelfth Five Year Plan</b>							
42	1018791E NABARD Loan NOs 5256286,7354259, 7889389,1018791 - Phase II Dt. (19/12/2012)	42000	6000	36000	6000	215	3511
43	2692691E Innovation Finance SIDBI Dt. (03/09/2012)	10000	1333	8667	1333	41	832
44	4028075E Green Energy Corridors (GEC) Inter State Transmission System (ISTS) Dt. (17/12/2014)	75000	7143	32142	42858	823	5432
45	5142424E Green Energy Corridors (GEC) Inter State Transmission System (ISTS) Dt. (17/12/2014)	45000	4286	19285	25715	516	3376
46	5255022E Natural Resource Magt. NABARD - Umbrella Programme- Phase II Dt. (19/12/2012)	10000	332	332	9668	74	504
47	6192780E Green Energy Corridors (GEC) Inter State Transmission System (ISTS) Dt. (17/12/2014)	50120	7619	34285	15835	917	5450
48	6835522E Innovation Finance SIDBI Dt. (03/09/2012)	2250	300	1950	300	9	227
49	7381240E Green Energy Corridors (GEC) Inter State Transmission System (ISTS) Dt. (17/12/2014)	90000	8571	38571	51429	988	7355
50	7382198E Green Energy Corridors (GEC) Inter State Transmission System (ISTS) Dt. (17/12/2014)	210000	20000	89998	120002	2408	14415
51	8765511E 4586658E, 3489025E Energy efficiency in public buildings and infrastructure Dt. (31/03/2014)	50000	5882	35292	14708	411	5508
52	9437407E Innovation Finance Programme SIDBI Dt. (03/09/2012)	8000	262	393	7607	59	377
53	9437570E Innovation Finance SIDBI Dt. (03/09/2012)	13471	2000	13000	471	61	1263
	<b>Plan Year Total</b>	<b>605841</b>	<b>63727</b>	<b>309915</b>	<b>295927</b>	<b>6522</b>	<b>48250</b>
<b>2017-2018 - For Financial Year</b>							
54	19177732E Pare Hydroelectric Project Dt. (20/12/2017)	20000	2000	7000	13000	300	1133
	<b>Plan Year Total</b>	<b>20000</b>	<b>2000</b>	<b>7000</b>	<b>13000</b>	<b>300</b>	<b>1133</b>
	<b>Grand Total</b>	<b>1455611</b>	<b>99459</b>	<b>830856</b>	<b>624756</b>	<b>10782</b>	<b>187846</b>

क्र. संख्या Sl. No.	ऋण ब्यौरा/ आयोजना वार Loan Details/ Planwise	31.3.2024 तक प्राप्त की गई ऋण राशि Loan Amt. Avalied Upto 31.3.2024	अदा किया गया मूलधन Principal Repaid		31.3.2024 को बकाया समापन ऋण Closing Debt Outstanding as on 31.3.2024	व्याज व अन्य प्रभारों की अदायगी Payment of Interest & other charges	
			2023-2024 के दौरान During 2023- 2024	31.3.2024 तक Upto 31.3.2024		2023-24 के दौरान During 2023-24	31.3.2024 तक Upto 31.3.2024

फ्रांस  
मुद्रा: यूरो हजारों में

France

Currency Thousands Euros

**1992-1997 - Eighth Five Year Plan**

1	FRNL0301E Chandrapur HVDC(CM)-FF331.38M Protocol dt15.3.94 Dt. (11/03/1994)	24260	768	22050	2210	67	8769
2	FRNL0401E Reheating Furnaces for RSP(SAIL)(CN)-66Mdt.25.3.93 Dt. (25/05/1993)	5433	197	4860	574	12	1173
	<b>Plan Year Total</b>	<b>29693</b>	<b>964</b>	<b>26910</b>	<b>2784</b>	<b>78</b>	<b>9941</b>

**2012-2017 - Twelfth Five Year Plan**

3	CIN107001 Energy Efficiency Program Dt. (09/04/2015)	30666	5000	14033	16632	574	2149
	<b>Plan Year Total</b>	<b>30666</b>	<b>5000</b>	<b>14033</b>	<b>16632</b>	<b>574</b>	<b>2149</b>
	<b>Grand Total</b>	<b>60359</b>	<b>5964</b>	<b>40943</b>	<b>19416</b>	<b>652</b>	<b>12090</b>

जापान  
जापानी येन हजारों में

Japan

Currency Thousands Japanese Yen

**1992-1997 - Eighth Five Year Plan**

1	IDP-107 Dhauliganga Hydro.Power Plant Dt. (25/01/1996)	4975577	242538	4490501	485076	15341	2234725
2	IDP-110 HUCDO Urban Water Supply & Sanitation Dt. (25/01/1996)	8670000	24678	8670000	0	256	2074774
3	IDP-116 PGCL Northern India Transmission Dt. (25/02/1997)	3726396	181772	3181080	545316	15669	1255843
4	IDP-120 NTPC Simhadri Thermal Power Station Dt. (25/02/1997)	19371320	944398	16538126	2833194	81410	7052005
	<b>Plan Year Total</b>	<b>36743293</b>	<b>1393386</b>	<b>32879707</b>	<b>3863586</b>	<b>112675</b>	<b>12617348</b>

**1997-2002 - Ninth Five Year Plan**

5	IDP-129 NHPC Dhauliganga Hydro Power Project Dt. (12/12/1997)	16311106	795660	13128466	3182640	86913	5389768
6	IDP-138 Simhadri Thermal Power Station Project (II) Dt. (30/03/2001)	12191870	594724	8028802	4163068	83206	3707743
7	IDP-140 Simhadri Thermal Power Station Project Dt. (12/02/2002)	27294638	1331444	19305974	7988664	161721	7407875
	<b>Plan Year Total</b>	<b>55797613</b>	<b>2721828</b>	<b>40463241</b>	<b>15334372</b>	<b>331840</b>	<b>16505386</b>

**2002-2007 - Tenth Five Year Plan**

8	IDP-144 SIMHADRI THERMAL POWER STATION PROJECT(IV) Dt. (31/03/2003)	1251436	61044	1098826	152610	3632	251194
9	IDP-153 Dhauliganga Hydroelectric Power Plant Construction Dt. (31/03/2004)	12048184	587714	6171044	5877140	82369	2223181
	<b>Plan Year Total</b>	<b>13299620</b>	<b>648758</b>	<b>7269870</b>	<b>6029750</b>	<b>86001</b>	<b>2474375</b>

**2007-2012 - Eleventh Five Year Plan**

10	IDP-200 Micro, Small and Medium Enterprises Energy Saving Project Dt. (21/11/2008)	30000000	2857142	30000000	0	6411	784941
11	IDP-218 Micro, Small and Medium Enterprises Energy Saving Project (Phase 2) Dt. (16/06/2011)	30000000	2857140	22857150	7142850	37135	887563
12	IDP-219 New and Renewable Energy Development Project Dt. (16/06/2011)	30000000	1463414	4390255	25609745	146885	1238910
	<b>Plan Year Total</b>	<b>90000000</b>	<b>7177696</b>	<b>57247405</b>	<b>32752595</b>	<b>190431</b>	<b>2911414</b>

**2012-2017 - Twelfth Five Year Plan**

13	IDP-236 New and Renewable Energy Development Project (Phase 2) Dt. (01/09/2014)	30000000	731000	761000	29239000	75130	252394
14	IDP-237 Micro, Small and Medium Enterprises Energy Saving Project (3) Dt. (01/09/2014)	14436929	778064	10546609	3890320	6731	40607
	<b>Plan Year Total</b>	<b>44436929</b>	<b>1509064</b>	<b>11307609</b>	<b>33129320</b>	<b>81861</b>	<b>293001</b>
	<b>Grand Total</b>	<b>240277456</b>	<b>13450732</b>	<b>149167833</b>	<b>91109623</b>	<b>802808</b>	<b>34801523</b>

क्र. संख्या Sl. No.	ऋण ब्यौरा/ आयोजना वार Loan Details/ Planwise	31.3.2024 तक प्राप्त की गई ऋण राशि Loan Amt. Aailed Upto 31.3.2024	अदा किया गया मूलधन Principal Repaid		31.3.2024 को बकाया समापन ऋण Closing Debt Outstanding as on 31.3.2024	ब्याज व अन्य प्रभारों की अदायगी Payment of Interest & other charges	
			2023-2024 के दौरान During 2023-2024	31.3.2024 तक Upto 31.3.2024		2023-24 के दौरान During 2023-24	31.3.2024 तक Upto 31.3.2024

**International Bank for Reconstruction and Development** अन्तरराष्ट्रीय पुनर्निर्माण और विकास बैंक

Currency : Thousands U S Dollars मुद्रा: अमरीकी डॉलर हजारों में

**2002-2007 - Tenth Five Year Plan**

1	4813-IN Power System Development Project-III Dt. (02/05/2006)	400000	32435	330825	69175	2680	52013
	<b>Plan Year Total</b>	<b>400000</b>	<b>32435</b>	<b>330825</b>	<b>69175</b>	<b>2680</b>	<b>52013</b>

**2007-2012 - Eleventh Five Year Plan**

2	4870-IN Rampur Hydropower Project Dt. (15/01/2008)	400000	30685	258235	141765	798	33489
3	4890-IN Fourth Power System Development Project (PSDP-IV) Dt. (28/03/2008)	576864	42644	354436	222428	12852	102425
4	7593-IN Fourth Power System Development Project Dt. (27/01/2009)	400000	15286	161255	238745	9736	60537
5	7613-IN Financing Public Private Partnerships (PPPs) in Infrastructure Dt. (13/10/2009)	195000	9516	66612	128388	2832	19690
6	7694-IN Small and medium Enterproses Financing and Development Project Dt. (05/06/2009)	400000	0	287000	113000	1029	13072
7	7787-IN Fifth Power System Development Project Dt. (13/10/2009)	1000000	41064	334191	665809	1495	91957
8	7923-IN Scaling Up sustainable and Responsible Micro finance project Dt. (09/07/2010)	200000	0	38945	161055	0	4283
	<b>Plan Year Total</b>	<b>3171864</b>	<b>139195</b>	<b>1500674</b>	<b>1671190</b>	<b>28742</b>	<b>325452</b>

**2012-2017 - Twelfth Five Year Plan**

9	8318-IN Eastern Dedicated Freight Corridor Project-2 Dt. (11/12/2014)	653634	43608	129635	523999	14079	77714
10	8471-IN MSME Growth Innovation and Inclusive Finance Project Dt. (31/03/2015)	265375	46150	265375	0	683	15760
11	8513-IN Eastern Dedicated Freight Corridor-3 Dt. (21/10/2016)	541113	36047	53933	487180	15422	36587
12	TF0A2401 Clean Technology Fund - Grid Connected Rooftop Solar Program Dt. (30/06/2016)	100000	0	0	100000	294	603
	<b>Plan Year Total</b>	<b>1560122</b>	<b>125805</b>	<b>448943</b>	<b>1111179</b>	<b>30477</b>	<b>130664</b>
	<b>Grand Total</b>	<b>5131986</b>	<b>297435</b>	<b>2280442</b>	<b>2851544</b>	<b>61899</b>	<b>508129</b>

आई एफ ए डी

मुद्रा: विशेष आहरण अधिकार हजारों में

**International Fund for Agricultural Development**

Currency Thousands Special Drawing Right

**1997-2002 - Ninth Five Year Plan**

1	538-IN National Micro-Finance Support Programme Dt. (18/02/2002)	16350	272	7085	9265	36	1807
	<b>Plan Year Total</b>	<b>16350</b>	<b>272</b>	<b>7085</b>	<b>9265</b>	<b>36</b>	<b>1807</b>
	<b>Grand Total</b>	<b>16350</b>	<b>272</b>	<b>7085</b>	<b>9265</b>	<b>36</b>	<b>1807</b>

दिनांक 31 मार्च, 2024 तक प्राप्त देशवार/संस्थावार पूर्णतः संवितरित ऋण/उधार के ब्यौरे  
दर्शाने वाला विवरण (गैर-सरकारी ऋण)

**STATEMENT SHOWING DETAILS OF COUNTRY/INSTITUTION-WISE DISBURSING LOANS/CREDITS  
RECEIVED UPTO MARCH 31, 2024 (NON GOVT. LOANS)**

क्र. संख्या Sl. No.	ऋण ब्यौरा/ आयोजना वार Loan Details/ Planwise	रद्द हुए करारों को निकाल कर हस्ताक्षरित करार का मूल्य Value of Aggrement signed less Cancellation	उपयोग Utilisation		31.03.2024 को अनाहरित शेष Undrawn Balance as on 31.3.2024	मूलधन की पुनःअदायगी Principal Repaid		31.3.2024 को बकाया लेखा बंदी ऋण Closing Debt Outstanding as on 31.3.2024	ब्याज की अदायगी Payment of Interest	
			2023- 2024 के दौरान During 2023- 2024	31.3.2024 तक Upto 31.3.2024		2023-24 के दौरान During 2023- 2024	31.3.2024 तक Upto 31.3.2024		2023-24 के दौरान During 2023- 2024	31.3.2024 तक Upto 31.3.2024

एशियाई विकास बैंक  
मुद्रा: अमरीकी डॉलर हजारों में  
Asian Development Bank  
Currency : Thousands U S Dollars

**2018-2019 - For Financial Year**

1	3728-IND Accelerating Infrastructure Investment Facility in India-Project 3 Dt. (16/11/2018)	300000	22420	300000	0	12730	12730	287270	7064	7064
	<b>Plan Year Total</b>	<b>300000</b>	<b>22420</b>	<b>300000</b>	<b>0</b>	<b>12730</b>	<b>12730</b>	<b>287270</b>	<b>7064</b>	<b>7064</b>

**2019-2020 - For Financial Year**

2	3867-IND Scaling Up Demand-Side Energy Efficiency Sector Project Dt. (16/12/2019)	150000	12000	50620	99380	0	0	50620	1964	1964
3	8376-IND Scaling Up Demand Side Energy Efficiency Sector Project Dt. (16/12/2019)	46000	0	46000	0	0	0	46000	0	0
	<b>Plan Year Total</b>	<b>196000</b>	<b>12000</b>	<b>96620</b>	<b>99380</b>	<b>0</b>	<b>0</b>	<b>96620</b>	<b>1964</b>	<b>1964</b>
	<b>Grand Total</b>	<b>496000</b>	<b>34420</b>	<b>396620</b>	<b>99380</b>	<b>12730</b>	<b>12730</b>	<b>383890</b>	<b>9028</b>	<b>9028</b>

जर्मनी  
मुद्रा: यूरो हजारों में  
Germany  
Currency Thousands Euros

**2012-2017 - Twelfth Five Year Plan**

1	3645511E Innovation Finance SIDBI Dt. (03/09/2012)	17750	0	1183	16567	2367	3550	-2367	72	581
2	5288051E 3691495E, 4255206E, 5828574E Programme New Approaches MSME Financing Dt. (27/06/2013)	100000	0	79999	20001	0	79999	0	0	5379
3	EESL_GER Energy Efficiency in Energy Intensive Sectors (EES Dt. (10/03/2017)	200000	0	10526	189474	10526	21052	-10526	945	3980
	<b>Plan Year Total</b>	<b>317750</b>	<b>0</b>	<b>91708</b>	<b>226042</b>	<b>12893</b>	<b>104601</b>	<b>-12893</b>	<b>1017</b>	<b>9939</b>
	<b>Grand Total</b>	<b>317750</b>	<b>0</b>	<b>91708</b>	<b>226042</b>	<b>12893</b>	<b>104601</b>	<b>-12893</b>	<b>1017</b>	<b>9939</b>

जापान  
मुद्रा: जापानी येन हजारों में  
Japan  
Currency Thousands Japanese Yen

**2012-2017 - Twelfth Five Year Plan**

1	IDP-241 Public-Private Partnership Infrastructure Financing Project Dt. (11/03/2016)	50000000	3492165	44294192	5705808	3448274	8620712	35673480	38631	68568
2	IDP-255 Mumbai Trans-Harbour Link Project I Dt. (31/03/2017)	140713000	0	140713000	0	0	0	140713000	50962	147675
3	IDP-255A Mumbai Trans-Harbour Link Project I Dt. (31/03/2017)	4082000	971706	3022444	1059556	0	0	3022444	94	164
	<b>Plan Year Total</b>	<b>194795000</b>	<b>4463871</b>	<b>188029636</b>	<b>6765364</b>	<b>3448274</b>	<b>8620712</b>	<b>179408924</b>	<b>89687</b>	<b>216407</b>

**2019-2020 - For Financial Year**

4	IDP-283 Mumbai Trans Harber Link II Dt. (27/03/2020)	65980000	15134396	65980000	0	0	0	65980000	229891	229891
5	IDP-283A Mumbai Trans Harber Link II Dt. (27/03/2020)	929000	0	0	929000	0	0	0	17	17
	<b>Plan Year Total</b>	<b>66909000</b>	<b>15134396</b>	<b>65980000</b>	<b>929000</b>	<b>0</b>	<b>0</b>	<b>65980000</b>	<b>229908</b>	<b>229908</b>
	<b>Grand Total</b>	<b>261704000</b>	<b>19598267</b>	<b>254009636</b>	<b>7694364</b>	<b>3448274</b>	<b>8620712</b>	<b>245388924</b>	<b>319595</b>	<b>446315</b>

क्र. संख्या Sl. No.	ऋण ब्यौरा/ आयोजना वार Loan Details/ Planwise	रद्द हुए करारों को निकाल कर हस्ताक्षरित करार का मूल्य Value of Aggrement signed less Cancellation	उपयोग Utilisation		31.03.2024 को अनाहरित शेष Undrawn Balance as on 31.3.2024	मूलधन की पुनःअदायगी Principal Repaid		31.3.2024 को बकाया लेखा बंदी ऋण Closing Debt Outstanding as on 31.3.2024	व्याज की अदायगी Payment of Interest	
			2023- 2024 के दौरान During 2023- 2024	31.3.2024 तक Upto 31.3.2024		2023-24 के दौरान During 2023- 2024	31.3.2024 तक Upto 31.3.2024		2023-24 के दौरान During 2023- 2024	31.3.2024 तक Upto 31.3.2024

**आई बी आर डी**  
**मुद्रा: अमरीकी डॉलर हजारों में**  
**International Bank for Reconstruction and Development**  
**Currency Thousands U S Dollars**

**2007-2012 - Eleventh Five Year Plan**

1	8078-IN Vishnugad Pipalkoti Hydro Electri Project Dt. (10/08/2011)	448000	62425	257935	190065	10372	42836	215099	5020	29570
	<b>Plan Year Total</b>	<b>448000</b>	<b>62425</b>	<b>257935</b>	<b>190065</b>	<b>10372</b>	<b>42836</b>	<b>215099</b>	<b>5020</b>	<b>29570</b>

**2017-2018 - For Financial Year**

2	8737-IN Shared Infrastructure for Solor Parks Project Dt. (20/11/2017)	75000	5575	21163	53837	1336	2449	18714	1434	2279
3	TF0A4648 Shared Infratrurcture for Solor Parks Project Dt. (20/11/2017)	23000	1628	6983	16017	0	0	6983	27	51
	<b>Plan Year Total</b>	<b>98000</b>	<b>7203</b>	<b>28146</b>	<b>69854</b>	<b>1336</b>	<b>2449</b>	<b>25697</b>	<b>1461</b>	<b>2330</b>

**2018-2019 - For Financial Year**

4	8857-IN India Energy Efficiency Scale up Programme Dt. (28/08/2018)	220000	32530	187609	32391	11073	11073	176536	7035	7585
	<b>Plan Year Total</b>	<b>220000</b>	<b>32530</b>	<b>187609</b>	<b>32391</b>	<b>11073</b>	<b>11073</b>	<b>176536</b>	<b>7035</b>	<b>7585</b>

**2022-2023 - For Financial Year**

5	8944-IN Innovation in Solar Power and Hybrid Technologies Project Dt. (14/12/2022)	150000	22412	22679	127321	0	0	22679	0	0
6	9400-IN Rail Logistic Project Dt. (13/01/2023)	245000	182455	182455	62545	0	0	182455	0	0
7	TF0A9875 Innovation in Solar Power and Hybrid Technologies Project Dt. (14/12/2022)	13000	0	0	13000	0	0	0	0	0
	<b>Plan Year Total</b>	<b>408000</b>	<b>204866</b>	<b>205134</b>	<b>202866</b>	<b>0</b>	<b>0</b>	<b>205134</b>	<b>0</b>	<b>0</b>

**2023-2024 - For Financial Year**

8	9426-IN Additional Financing: Rooftop Solar Program for Residential Sector Dt. (22/12/2023)	150000	375	375	149625	0	0	375	375	375
	<b>Plan Year Total</b>	<b>150000</b>	<b>375</b>	<b>375</b>	<b>149625</b>	<b>0</b>	<b>0</b>	<b>375</b>	<b>375</b>	<b>375</b>
	<b>Grand Total</b>	<b>1324000</b>	<b>307400</b>	<b>679199</b>	<b>644801</b>	<b>22781</b>	<b>56358</b>	<b>622841</b>	<b>13891</b>	<b>39860</b>

दिनांक 31.3.2024 की स्थिति के अनुसार ऋणों के उपयोग और ऋण शोधन अदायगी का दाता-वार  
सारांश (केवल सरकारी लेखा वाले ऋण)  
DONOR WISE SUMMARY OF UTILISATION OF LOANS & DEBT SERVICING PAYMENT AS ON 31.3.2024  
(LOANS ON GOVT. ACCOUNT ONLY)

एल.सी. हजारों में, जापानी येन मिलियन में, प्रत्येक दूसरी पंक्ति में रुपये करोड़ में  
LC in Thousands, Japanese Yen in Millions, Second line below each shows Rupees in Crores

देश/ संस्था  Country/ Institution	मुद्रा Currency	निष्पन्न करार का मूल्य Value of Aggrement concluded			उपयोग Utilisation			मूलधन की अदायगी Repayment of principal			31.3.2024 को बकाया ऋण Debt Out- standing as on 31.3.2024	ब्याज का भुगतान (प्रतिबद्धता शुल्कों सहित) Payment of Interest (including Commitment Charges)		
		31.3.2023 तक Upto 31.3.2023	2023-2024 के दौरान During 2023-2024	31.3.2024 तक Upto 31.3.2024	31.3.2023 तक Upto 31.3.2023	2023-2024 के दौरान During 2023-2024	31.3.2024 के अंत तक Upto the End of 31.3.2024	31.3.2023 के अंत तक Upto the End of 31.3.2023	2023-2024 के दौरान During 2023-2024	31.3.2023 के अंत तक Upto the End of 31.3.2023		31.3.2023 के अंत तक Upto 31.3.2023	2023-24 के दौरान During 2023-2024	31.3.2024 के अंत तक Upto 31.3.2024
<b>Government Loans</b>														
Asian Development Bank	JPY	123107	37738	160845	123107	0	123107	123107	0	123107	0	1671	0	1671
											0.00			
Asian Development Bank	USD	36256887	2785620	39042507	28918568	3075944	31994512	9313780	1195161	10508942	21485571 175,951.78	4257331	1164400	5421730
Asian Infrastructure Investment Bank	USD	7525262	944750	8470012	3521643	832640	4354282	26061	66522	92583	4261699 34,900.34	152382	235029	387411
E. E. C.(SAC)	GBP	30332	0	30332	30332	0	30332	23313	960	24273	6059 63.02	5574	8	5583
European Investment Bank	EUR	2450000	0	2450000	984664	200000	1184664	30499	33500	63998	1120665 10,011.70	8443	37773	46216
United Arab Emirates	USD	70000	0	70000	70000	0	70000	70000	0	70000	0 0.00	0	0	0
Austria	EUR	46329	0	46329	46329	0	46329	46329	0	46329	0 0.00	12835	0	12835
Australia	USD	12931	0	12931	12931	0	12931	12931	0	12931	0 0.00	1515	0	1515
Behrain	GBP	5891	0	5891	5891	0	5891	5891	0	5891	0 0.00	0	0	0
Belgium	EUR	96640	0	96640	96640	0	96640	96640	0	96640	0 0.00	6047	0	6047
Canada	CAD	924579	0	924579	924579	0	924579	924579	0	924579	0 0.00	467	0	467
Rep. of Czech & Slovak	INR	1564829	0	1564829	1564829	0	1564829	1564829	0	1564829	0 0.00	139891	0	139891
Germany	EUR	10080962	1130000	11210962	6279561	350169	6629731	3737265	248906	3986171	2643560 23,616.80	1193054	40441	1233494
Denmark	DKK	1148948	0	1148948	1148948	0	1148948	1148948	0	1148948	0 0.00	0	0	0
Denmark	USD	3893	0	3893	3893	0	3893	3893	0	3893	0 0.00	-133	0	-133
Spain	USD	46000	0	46000	46000	0	46000	46000	0	46000	0 0.00	11324	0	11324
France	CHF	5800	0	5800	5800	0	5800	5800	0	5800	0 0.00	0	0	0
France	EUR	3293370	100000	3393370	2287611	105012	2392623	1230672	72345	1303017	1089606 9,734.22	616148	42054	658202
Hungary	INR	122647	0	122647	122647	0	122647	122647	0	122647	0 0.00	0	0	0
Iraq	USD	182746	0	182746	182746	0	182746	182746	0	182746	0 0.00	0	0	0
Iran	USD	505175	0	505175	505175	0	505175	505175	0	505175	0 0.00	0	0	0
Iran	XDR	438539	0	438539	438539	0	438539	438539	0	438539	0 0.00	0	0	0

देश/ संस्था  Country/ Institution	मुद्रा Currency	निष्पन्न करार का मूल्य Value of Aggrement concluded			उपयोग Utilisation			मूलधन की अदायगी Repayment of principal			31.3.2024 को बकाया ऋण Debt Out- standing as on 31.3.2024	ब्याज की अदायगी (प्रतिबद्धता प्रभार सहित) Payment of Interest (including Commitment Charges)		
		31.3.2023 तक Upto 31.3.2023	2023-2024 के दौरान During 2023-2024	31.3.2024 तक Upto 31.3.2024	31.3.2023 तक Upto 31.3.2023	2023-2024 के दौरान During 2023-2024	31.3.2024 के अंत तक Upto the End of 31.3.2024	31.3.2023 के अंत तक Upto the End of 31.3.2023	2023-2024 के दौरान During 2023-2024	31.3.2024 के अंत तक Upto the End of 31.3.2024		31.3.2023 के अंत तक Upto 31.3.2023	2023-2024 के दौरान During 2023-2024	31.3.2024 के अंत तक Upto 31.3.2024
Italy	EUR	99551	0	99551	74006	0	74006	73728	0	73728 2.48	278	14538	0	14538
Italy	USD	161187	0	161187	161187	0	161187	161187	0	161187 0.00	0	31556	0	31556
Japan	JPY	6473949	793824	7267773	4627428	559750	5187178	1936713	113741	2050454 175,992.16	3136724	935535	27130	962665
South Korea	KRW	2.15E+08	0	2.15E+08	0	0	0	0	0	0 0.00	0	0	0	0
South Korea	USD	0	100000	100000	0	100000	100000	0	0	0 818.93	100000	0	0	0
Netherlands	EUR	1022789	0	1022789	1022789	0	1022789	1022789	0	1022789 0.00	0	367429	0	367429
Poland	INR	366355	0	366355	366355	0	366355	366355	0	366355 0.00	0	0	0	0
Qatar	GBP	7158	0	7158	7158	0	7158	7158	0	7158 0.00	0	0	0	0
Romania	INR	53260	0	53260	53260	0	53260	53260	0	53260 0.00	0	0	0	0
Russian Federation	INR	31227620	0	31227620	31227620	0	31227620	27246696	276441	27523136 370.45	3704484	5795224	0	5795224
Russian Federation	USD	11000000	0	11000000	4913376	741557	5654934	1755577	50310	1805886 31,521.00	3849047	829853	223174	1053028
Switzerland	CHF	295801	0	295801	295801	0	295801	295801	0	295801 0.00	0	52771	0	52771
Sweden	CHF	326280	0	326280	326280	0	326280	326280	0	326280 0.00	0	29980	0	29980
Sweden	USD	74545	0	74545	74545	0	74545	74545	0	74545 0.00	0	7773	0	7773
United Kingdom	GBP	744086	0	744086	744086	0	744086	744086	0	744086 0.00	0	0	0	0
United States of America	USD	5079566	0	5079566	5079566	0	5079566	5046254	11733	5057987 176.71	21578	1959929	910	1960839
Yugoslavia	INR	267008	0	267008	267008	0	267008	267008	0	267008 0.00	0	0	0	0
International Bank for Reconstruction and Development	JPY	0	45206	45206	0	0	0	0	0	0 0.00	0	0	0	0
International Bank for Reconstruction and Development	USD	49352896	3583460	52936356	40432046	3322882	43754928	23925561	1030180	24955741 153,952.19	18799188	11592178	1030284	12622462
International Development Association	USD	11455645	56570	11512215	11176565	170904	11347470	7836617	286233	8122850 26,407.38	3224620	2014598	166805	2181403
International Development Association	XDR	24913079	0	24913079	24912742	-785	24911958	13496003	1350101	14846104 111,118.17	10065854	3275796	130926	3406722
International Fund for Agricultural Development	USD	304745	0	304745	40820	31123	71943	1172	3569	4741 550.34	67202	2224	1165	3390
International Fund for Agricultural Development	XDR	573793	0	573793	555125	9355	564480	230616	18882	249498 3,477.12	314982	68649	3221	71870
New Development Bank	USD	5678581	1336040	7014621	3669801	315879	3985679	47003	68025	115028 31,697.92	3870651	228901	255355	484256
OPEC Fund for International Development	USD	242016	100000	342016	242016	0	242016	231838	2199	234036 65.35	7980	18586	510	19096
<b>Total (Indian Rupees)</b>										<b>790,428.06</b>				
<b>Grand Total (Indian Rupees)</b>										<b>790,428.06</b>				

दिनांक 31 मार्च, 2024 की स्थिति के अनुसार दातावार विदेशी अनुदान सहायता का सारांश (केवल सरकारी लेखा में)  
SUMMARY OF EXTERNAL GRANT ASSISTANCE DONOR WISE AS ON MARCH 31, 2024 (ON GOVT. ACCOUNT ONLY)  
(डी.सी. मिलियन में/रुपये करोड़ में) (D.C. in Million/Rs. in Crores)

क्र. सं. S. No.	देश/ संस्था/ Country/ Institution	मुद्रा Currency Institution	प्राधिकरण Authorisation			उपयोग Utilisation			31.3.2024 को अनाहरित शेष Undrawn balance as on 31.3.2024	
			31.3.2023 तक Upto 31.3.2023	2023-2024 के दौरान During 2023-2024	31.3.2024 तक Upto 31.3.2024	31.3.2023 तक Upto 31.3.2023	2023-2024 के दौरान During 2023-2024	31.3.2024 तक Upto 31.3.2024	(लाखों में) (in LC)	(रुपए में) (in INR)
1	Asian Development Bank	U S Dollars	157.26	0.00	157.26	140.30	2.25	142.55	14.71	120.38
2	Australia	Australian Dollar	166.16	0.00	166.16	166.16	0.00	166.16	0.00	0.00
3	Canada	Canadian Dollar	1,325.17	0.00	1,325.17	1,325.17	0.00	1,325.17	0.00	0.00
4	Denmark	Danish Kroner	2,230.48	0.00	2,230.48	2,230.48	0.00	2,230.48	0.00	0.00
5	European Union	Euros	1,599.58	0.00	1,599.58	1,560.90	0.00	1,560.90	38.69	345.31
6	Ford Foundation	U S Dollars	0.27	0.00	0.27	0.27	0.00	0.27	0.00	0.00
7	France	Euros	17.69	0.00	17.69	4.75	0.16	4.91	12.78	114.04
8	GEF-UNDP	U S Dollars	27.99	0.00	27.99	12.36	0.53	12.89	15.10	123.55
9	Germany	Euros	354.45	10.70	365.15	253.77	4.85	258.61	106.54	950.92
10	Germany	U S Dollars	0.23	0.00	0.23	0.23	0.00	0.23	0.00	0.00
11	Global Fund	U S Dollars	2,699.77	0.00	2,699.77	2,219.33	64.34	2,283.66	416.11	3,405.16
12	I D F (WB)	U S Dollars	5.65	0.00	5.65	5.65	0.00	5.65	0.00	0.00
13	I D F (WB)	Special Drawing Right	11.99	0.00	11.99	11.99	0.00	11.99	0.00	0.00
14	International Bank for Reconstruction and Development	Swiss Francs	16.45	0.00	16.45	16.45	0.00	16.45	0.00	0.00
15	International Bank for Reconstruction and Development	Japanese Yen	1,622.84	0.00	1,622.84	1,622.84	0.00	1,622.84	0.00	0.00
16	International Bank for Reconstruction and Development	U S Dollars	190.99	0.00	190.99	165.37	10.79	176.16	14.83	121.36
17	International Development Association	Swiss Francs	3.76	0.00	3.76	3.76	0.00	3.76	0.00	0.00
18	International Development Association	Japanese Yen	133.17	0.00	133.17	133.17	0.00	133.17	0.00	0.00
19	International Development Association	U S Dollars	52.87	0.00	52.87	52.87	0.00	52.87	0.00	0.01
20	International Fund for Agricultural Development	British Pound Sterling	7.55	0.00	7.55	7.55	0.00	7.55	0.00	0.00
21	International Fund for Agricultural Development	U S Dollars	9.26	0.00	9.26	2.49	0.06	2.55	6.70	54.84
22	International Fund for Agricultural Development	Special Drawing Right	0.54	0.00	0.54	0.54	0.00	0.54	0.00	0.00
23	Japan	Japanese Yen	92,339.25	0.00	92,339.25	90,403.23	0.00	90,403.23	1,936.02	109.50
24	Kuwait Fund	Indian Rupee	120.30	0.00	120.30	120.30	0.00	120.30	0.00	0.00
25	Netherlands	Euros	197.91	0.00	197.91	197.91	0.00	197.91	0.00	0.00
26	Netherlands	Indian Rupee	14.54	0.00	14.54	14.54	0.00	14.54	0.00	0.00
27	Rep. of Czech & Slovak	Indian Rupee	0.63	0.00	0.63	0.63	0.00	0.63	0.00	0.00
28	Russian Federation	Indian Rupee	96.30	0.00	96.30	96.30	0.00	96.30	0.00	0.00
29	Sweden	Swedish Kroner	5,184.62	0.00	5,184.62	5,184.62	0.00	5,184.62	0.00	0.00
30	Switzerland	Swiss Francs	412.18	0.00	412.18	412.18	0.00	412.18	0.00	0.00
31	Switzerland	Indian Rupee	262.67	0.00	262.67	262.67	0.00	262.67	0.00	0.00
32	U. N. D.P.	Indian Rupee	438.30	0.00	438.30	438.30	0.00	438.30	0.00	0.00
33	U. N. D.P.	U S Dollars	283.65	0.23	283.88	213.40	0.00	213.40	70.48	576.76
34	UN- FAO	U S Dollars	0.09	0.00	0.09	0.08	0.00	0.08	0.01	0.11
35	UNFPA	U S Dollars	136.80	0.00	136.80	97.12	0.00	97.12	39.68	324.67
36	UNICEF	Indian Rupee	25.64	0.00	25.64	25.64	0.00	25.64	0.00	0.00
37	UNICEF	U S Dollars	0.33	0.00	0.33	0.33	0.00	0.33	0.00	0.00
38	United Kingdom	British Pound Sterling	4,243.47	0.00	4,243.47	4,243.47	0.00	4,243.47	0.00	0.00
39	United Nations Dev. Fund for Women	U S Dollars	0.05	0.00	0.05	0.05	0.00	0.05	0.00	0.00
40	United States of America	U S Dollars	1,004.05	0.00	1,004.05	1,004.05	0.00	1,004.05	0.00	0.00
41	Universal Postal Union	U S Dollars	0.32	0.00	0.32	0.32	0.00	0.32	0.00	0.00
42	World Food Programme	Indian Rupee	1.13	0.00	1.13	1.13	0.00	1.13	0.00	0.00
43	World Health Organisation	Indian Rupee	0.15	0.00	0.15	0.15	0.00	0.15	0.00	0.00
<b>Total:</b>									<b>6,246.63</b>	



दिनांक 31 मार्च, 2024 की स्थिति के अनुसार उपयोग तथा ऋण शोधन का सारांश (गैर-सरकारी ऋण)  
SUMMARY OF UTILISATION & DEBT SERVICING AS ON MARCH 31, 2024 (NON-GOVT. LOANS)एल.सी. हजारों में, प्रत्येक दूसरी पंक्ति में रुपये करोड़ में  
LC in Thousands, Second line below each shows Rupees in Crores

देश/ संस्था  Country/ Institution	मुद्रा Currency	निष्पन्न करार का मूल्य Value of Aggrement concluded			उपयोग Utilisation			मूलधन की अदायगी Repayment of principal			31.3.2024 को बकाया ऋण Debt Out- standing as on 31.3.2024	ब्याज की अदायगी (वचनबद्धता प्रभार सहित) Payment of Interest (including Commitment Charges)		
		31.3.2023 तक Upto 31.3.2023	2023-2024 के दौरान During 2023-2024	31.3.2024 तक Upto 31.3.2024	31.3.2023 तक Upto 31.3.2023	2023-2024 के दौरान During 2023-2024	31.3.2024 तक Upto 31.3.2024	31.3.2023 तक Upto 31.3.2023	2023-2024 के दौरान During 2023-2024	31.3.2024 तक Upto 31.3.2024		31.3.2023 तक Upto 31.3.2023	2023-2024 के दौरान During 2023-2024	31.3.2024 तक Upto 31.3.2024
Asian Development Bank	JPY	10476629	0	10476629	10476629	0	10476629	10476629	0	10476629	0	1110787	0	1110787
Asian Development Bank	USD	7803976	0	7803976	7514205	34420	7548625	4047404	264990	4312395	3236230 26502	1486624	74586	1567943
Asian Infrastructure Investment Bank	USD	96765	0	96765	96765	0	96765	29509	12230	41739	55026 451	5983	1284	7517
European Investment Bank	EUR	200000	0	200000	21184	0	21184	2648	0	2648	18536 166	0	0	0
Canada	CAD	6860	0	6860	6860	0	6860	6860	0	6860	0 0	0	0	0
Germany	EUR	2935094	0	2935094	2677644	0	2677644	1953429	112352	2065781	611863 5466	438408	11799	450208
France	EUR	158299	0	158299	138965	0	138965	113584	5964	119548	19416 173	44642	652	45294
Italy	EUR	486	0	486	486	0	486	486	0	486	0 0	40	0	40
Japan	JPY	604127426	0	604127426	576834795	19598267	596433062	243035509	16899006	259934515	336498547 18880	52814494	1122403	53936897
Norway	USD	294	0	294	294	0	294	294	0	294	0 0	66	0	66
United States of America	USD	447550	0	447550	447550	0	447550	447550	0	447550	0 0	0	0	0
International Bank for Reconstruction and Development	EUR	47797	0	47797	47797	0	47797	47797	0	47797	0 0	5583	0	5583
International Bank for Reconstruction and Development	USD	11092301	150000	11242301	10270100	307400	10577500	6782899	320216	7103115	3474385 28453	2031621	75790	2110852
International Fund for Agricultural Development	XDR	16350	0	16350	16350	0	16350	6812	272	7085	9265 102	1771	36	1807
<b>Total (Indian Rupees)</b>											<b>80193</b>			

2023-2024 के दौरान अदा किए गए वचनबद्धता प्रभारों का स्रोत-वार/परियोजना-वार ब्यौरा (सरकारी लेखा में)  
SOURCE WISE/PROJECT WISE DETAILS OF COMMITMENT CHARGES PAID DURING 2023-24 (ON GOVT. A/C)(राशि हज़ारों में)  
(Amount in Thousands)

क्र. सं Sl. No.	देश/संस्था/ऋण के ब्यौरे Country/Institution/Loan Details	राशि/AMOUNT	
		एलसी LC	भारतीय रूपए INR
<b>Asian Development Bank(LC-USD)</b>			
1	3118-IND - SASEC Road Connectivity Investment Program (Tranche-1)	46	3,793
2	3396-IND - Bihar New Ganga Bridge Project	202	16,754
3	3413-IND - Kolkata Environmental Improvement Investment Program Project-2	80	6,658
4	3430-IND - Visakhapatnam-Chennai Industrial Corridor Development Programme-Project-1	148	12,263
5	3437-IND - Madhya Pradesh District Roads II Sector Project	-1	-98
6	3528-IND - Madhya Pradesh Urban Services Improvement Project	107	8,858
7	3534-IND - Rajasthan State Highway Investment Program-Project 1	-4	-329
8	3539-IND - Odisha Skill Development Project	69	5,727
9	3573-IND - Himachal Pradesh Skills Development Project	50	4,169
10	3619-IND - Karnataka State Highways Improvement III Project	251	20,817
11	3662-IND - Madhya Pradesh Irrigation Efficiency Improvement Project	127	10,514
12	3689-IND - Kolkata Environmental Improvement Investment Program - Tranche-3	70	5,836
13	3690-IND - SASEC Road Connectivity Investment Program- Proj 2	6	460
14	3696-IND - West Bengal Drinking Water Sector Improvement Project	181	14,941
15	3710-IND - Madhya Pradesh Skills Development Project	104	8,630
16	3718-IND - Tamil Nadu Urban Flagship Investment Program- Project-1	138	11,482
17	3726-IND - Karnataka Integrated Urban Water Management Investment Program-Project-2	36	2,970
18	3738-IND - Bihar State Highway III Project (Additional Financing)	28	2,348
19	3775-IND - Mumbai metro Rail System Project	898	74,497
20	3795-IND - Chhattisgarh Road Connectivity Project	226	18,688
21	3805-IND - Maharashtra Rural Connectivity Improvement Project	78	6,444
22	3815-IND - Rajasthan State Highway Investment Program - Project 2	101	8,336
23	3836-IND - Karnataka Integrated and Sustainable Water Resurces Mgt Inves. Pgm. Prj 2	92	7,603
24	3849-IND - Public-Private Partnership in Madhya Pradesh Road Sector Project	426	35,225
25	3850-IND - Chennai-Kanyakumari Industrial Corridor: Power Sector Investment Project	327	27,022
26	3862-IND - Tamil Nadu Urban Flagship Investment Program - Project 2	191	15,764
27	3911-IND - Maharashtra State Road Improvement Project	40	3,320
28	3917-IND - Maharashtra Rural High Voltage Distribution System Expansion Program	42	3,494
29	3964-IND - Delhi-Meerut regional rapid transit system investment project-project-1	5	416
30	3972-IND - Rajasthan Secondary Town Development Sector Project	256	21,154
31	3974-IND - Madhya Pradesh Urban Services Improvement Project-Additional financing	347	28,775
32	3996-IND - Meghalaya Power Distribution Sector Improvement Project	135	11,148
33	4004-IND - West Bangal Public Finance Management Reform Programm	38	3,147
34	4025-IND - Uttar Pradesh Power Distribution Network Rehabilitation Project - Tranche 1	213	17,672
35	4028-IND - Bengaluru Smart Energy Efficient Power Distribuion Project	37	3,051
36	4029-IND - Assa Power Sector Investment Program - Project 3	226	18,737
37	4032-IND - Strengthening Comprehensive Primary Health Care in Urban Areas Program	388	32,209
38	4036-IND - Bengaluru Metro Rail Project	551	45,724
39	4062-IND - Tamil Nadu Industrial Connectivity Project	451	37,308
40	4092-IND - Jharkhand Urban Water Supply Improvement Project	131	10,825
41	4097-IND - Maharashtra Rural Connectivity Improvement Project - Additional Financing	282	23,298
42	4106-IND - Inclusive, Resilient, and Sustainable Housing Unit Pj. for TN	210	17,443
43	4113-IND - Integrated Urban Flood Management for the Chennai-Kosasthalaiyar Basin Proj	211	17,524
44	4117-IND - Maharashtra Agribusiness Network Project	138	11,411
45	4133-IND - Agartala City Urban Development Project	87	7,214
46	4147-IND - Responsive COVID-19 Vacciness for Recovery Project	-4	-297
47	4148-IND - Uttarakhand Integrated and Resilient Urban Development Project	164	13,564
48	4151-IND - Responsive COVID-19 Vacciness for Recovery Project	326	26,647
49	4166-IND - Assam Skill Unversity Project	166	13,756
50	4196-IND - Himachal Pradesh Rural Drinking Water Improvement and Livelihood Project	163	13,508
51	4242-IND - Connecting economic Cluster for Inclusive Growth in Maharashtra Project	336	27,978
52	4248-IND - Tripura Power Distribution Strengthening and Generation Efficiency Improvement Project	223	18,530
53	4253-IND - Tamil Nadu Urban Flagship Investment Program - Project 3	137	11,373
54	4262-IND - Rajasthan State Highway Investment Program - Project 3	122	10,112
55	4265-IND - Assam South Asia Subregional Economic Corridor Connectivity Improvement Project	346	28,777
56	4273-IND - Chennai Metro Rail Investment Project	345	28,675

(राशि हज़ारों में)  
(Amount in Thousands)

क्र. सं Sl. No.	देश/संस्था/ऋण का ब्यौरा Country/Institution/Loan Details	राशि/AMOUNT	
		एलसी LC	आईएनआर INR
57	4275-IND - Strengthening Multimodal and Integrated Logistics Ecosystem Program	91	7,552
58	4291-IND - Himachal Pradesh Subtropical, Horticulture, Irrigation, and Value Addition Project	87	7,244
59	4312-IND - Visakhapatnam-Chennai Industrial Development Program - Tranche 2	50	4,160
60	4325-IND - Rajasthan Secondary Towns Development Sector Project - Additional Financing	93	7,710
61	6047-IND - Agartala Municipal Infrastructure Development Project	8	674
<b>Total</b>			<b>863,204</b>

**Asian Infrastructure Investment Bank(LC-USD)**

62	0009-1-IND - Andhra Pradesh 24x7 - Power for All Project	-41	-3,391
63	L0020A-IND - Madhya Pradesh Rural Connectivity Project	30	2,461
64	L0038A-IND - Bangalore Metro Rail Project - Line R6	426	35,300
65	L0054A-IND - West Bengal Major Irrigation and Flood Management Project	199	16,480
66	L0063A-IND - Andhra Pradesh Rural Roads Project	860	71,071
67	L0079A-IND - AP Urban Water Supply Septage Mgt Improvement Pj.	888	73,640
68	L0228A-IND - Mumbai Urban Transport Project 3	1,078	88,917
69	L0301A-IND - Chennai Metro Rail Phase 2 - Corridor 4 Project	623	51,641
70	L0302A-IND - Assam Intra-State Transmission System Enhancement Project	701	57,955
71	L0315A-IND - Assam Electricity Distribution System Enhancement & Loss Reduction Project	933	77,089
72	L0336A-IND - Chennai Peripheral Ring Road Sections 2&3 Projects	324	26,939
73	L0352A-IND - Delhi-Meerut Regional Rapid Transit System Project	1,180	97,222
74	L0368A-IND - Chennai Metro Rail Phase 2 - Corridor 5 Project	486	40,331
75	L0370A-IND - haryana Orbital Rail Corridor Part A Project	141	11,698
76	L0380A-IND - India COVID-19 Emergency Response and Health Systems Preparedness Project	-1	-51
77	L0440A-IND - Assam Secondary Road Network Improvement Project	777	64,319
78	L0448A-IND - Punjab Municipal Services Improvement Project	252	20,776
79	L0449A-IND - Second Dam Rehabilitation and Improvement Project	856	71,071
80	L0453A-IND - Kerala Solid Waste Management Project	254	21,008
81	L0454A-IND - West Bengal Electricity Distribution Grid Modernisation Project	284	23,469
82	L0463A-IND - The Resilient Kerala Program	275	22,699
83	L0477A-IND - Chennai City Partnership: Sustainable Urban Services Program	363	30,120
84	L0479A-IND - Gujarat Education Infrastructure and Technology Modernisation Program	369	30,597
85	L0564A-IND - Responsive COVID-19 Vaccines for Recovery Project	115	9,424
<b>Total</b>			<b>940,784</b>

**Germany(LC-EUR)**

86	10193868E - Environment Friendly Urban Development Programme in Ganga Basin	231	20,724
87	10547779E - Protection of Vulnerable Catchment Areas in Meghalaya - Climate change adaptation in Himalaya.	14	1,282
88	10547804 - Green Energy Corridor II Projects of Kerala State	27	2,405
89	10548011E - Green Energy Corridors III(GEC III)- Intra State Transmission System Tamil Nadu	26	2,324
90	10549191E - Green Energy Corridors IV- Intra-State Power Transmission Grid Uttar Pradesh	92	8,164
91	1055960E - Sustainable Municipal Infrastructure Financing in TN-Phase-II Part-2	1	96
92	11201027E - Climate Friendly Urban Mobility-Integrated Water Transport Kochi	136	12,350
93	11427020E - Climate- Resilient Reconstruction after Flooding in Kerala, Phas II	134	11,972
94	11689544E - Surat Metro Project	482	43,225
95	11734331E - Green Energy Corridor III (GEC III) and Energy Efficiency in the Indian Electricity Grid	19	1,688
96	11737164E - Energy Efficiency Programme I and II- Lift irrigation Project of Maharashtra	37	3,325
97	12254980E - Himachal Pradesh Forest Ecosystem Climate Proofing Project	3	286
98	12395568E - Climate change Adaption in the Himalaya, Component I Manipur	25	2,223
99	12529315E - Climate-Resilient Reconstruction after Flooding in Kerala, Phase-I.	150	13,463
100	12537539E - Sustainable Urban Infrastructure Development-chennai storm water management	55	4,929
101	12630484E - Integrated and Green Urban Mobility for the Mumbai Metropolitan Region	44	3,943
102	12787047E - Energy Reform Programme Madhya Pradesh (MPPMCL)	280	25,072
103	12826291E - Himalaya Hydro Power Project	56	4,948
104	13411991 - Chennai Water Production & Demand Management Program-I	35	3,176
105	13505647E - Madhya Pradesh Urban Sanitation and Environment Programme (MPUSEP)	77	6,876
106	13740669E - Integrated and Green Urban Mobility for Mumbai Metropolitan Region	500	44,811
107	13741030E - Integrated and Green Urban Mobility for the Mumbai Metropolitan Region	116	10,396
108	13741038E - Integrated and Green Urban Mobility for the Mumbai Metropolitan Region	394	35,311
109	13898656E - Surat Metro Project	396	35,459
110	13898665E - Surat Metro Project	79	7,088
111	14459725E - Green Energy Corridors - Intra State Transmission System in HP	21	1,903
112	14973930E - Energy Efficiency Programme I and II- Lift irrigation Project of Maharashtra	3	277

(राशि हज़ारों में)  
(Amount in Thousands)

क्र. सं Sl. No.	देश/संस्था/ऋण का ब्यौरा Country/Institution/Loan Details	राशि/AMOUNT	
		एलसी LC	आईएनआर INR
113	14974065E - Green Energy Corridors III (GEC III)- Intra State Transmission system Rajasthan	16	1,382
114	15571424E - Green Energy Corridors Intra State Transmission System in HP	0	26
115	15617954E - Climate Friendly Urban Mobility-Integrated Water Transport Kochi	0	-19
116	15687022E - Green Energy Corridors(GEC) Intra State Transmission System in Maharashtra	6	576
117	15853595E - Climate change adaptation in the Himalaya -component II Tripura	45	4,026
118	15890865E - Integrated and Green Urban Mobility for the Mumbai Metropolitan Region	136	12,189
119	16079154E - Ahmedabad Metro Phase II	73	6,544
120	16682822E - Green Energy Corridors - Intra State Transmission System in HP	2	224
121	16697445E - Himachal Pradesh Forest Ecosystem Climate Proofing Project	46	4,158
122	16897609E - Climate-friendly Modernisation of Bus Services in Major Cities of Tamil Nad	93	8,369
123	17195447E - Environmentally Friendly Urban Development Programme in Ganga Basin States Phase II (UR)	9	815
124	17796502E - Solar PV Power Plant Sakri (Shivajinagar)	127	11,513
125	17822450 - Nagpur Metro Project	35	3,183
126	17908006E - Sustainable Urban Infrastructure Development Odisha, Phas II	55	4,928
127	18008033E - Climate-friendly Modernisation of Bus Services in Major Cities of TN-IV	304	27,244
128	18027239E - Sustainable Urban Infrastructure development-chennai storm water management	232	20,805
129	18029739E - Andhra Pradesh Climate Resilient Zero budget Natural Farming Project	156	13,968
130	18993418 - Chennai Water Production & Demand Management Programe-I	11	938
131	18994240E - GEC-Intra State Transmission System in Madhya Pradesh	2	159
132	19826865E - Renewable Energy Power Plant (WB)	138	12,349
<b>Total</b>			<b>441,095</b>
<b>Japan(LC-JPY)</b>			
133	IDP-201 - Guwahati Water Supply Project	17,626	10,303
134	IDP-209 - Dedicated Freight Corridor Project (Phase I)(II)	1,033	633
135	IDP-211 - Sikkim Biodiversity Conservation & Forest Management Project	1,698	994
136	IDP-215 - Yamuna Action Plan Project (III)	14,446	8,098
137	IDP-224 - Tamil Nadu Transmission System Improvement Project	22,406	13,235
138	IDP-225 - Delhi Water Supply Improvement Project	26,172	15,076
139	IDP-228 - Bihar National Highway Improvement Project	3,225	1,816
140	IDP-229 - Dedicated Freight Corridor Project (Phase-2) (II)	2,380	1,424
141	IDP-231 - West Bengal Piped Water Supply Project(Purulia)	11,512	6,758
142	IDP-232 - Bihar National Highway Improvement Project(phase 2)	9,495	5,360
<b>Total</b>			<b>63,697</b>
<b>International Bank for Reconstruction and Development(LC-USD)</b>			
143	8487-IN - Punjab Rural Water and Sanitation Sector Improvement Project	27	2,230
144	8488-IN - Tamil Nadu Sustainable Urban Development Project	66	5,516
145	8601-IN - Karnataka Urban Water Supply Modernization Project	131	10,850
146	8631-IN - North Eastern Region Power System Improvement Project	98	8,139
147	8723-IN - W.B.Support to Institutional Strengthening of the Gram Panchayats PR PH-II	19	1,563
148	8725-IN - National Hydrology Project	189	15,657
149	8746-IN - Madhya Pradesh Urban Development Project	122	10,153
150	8751-IN - Innovate in India for Inclusiveness Project	153	12,608
151	8752-IN - Capacity Augmentation of the National Waterway-1 (Jal Marg Vikas) Project	436	36,044
152	8753-IN - Himachal Pradesh Public Financial Management Capacity Building Program	4	322
153	8754-IN - Assam Citizen-Centric Service Delivery Project	8	642
154	8755-IN - Andhra Pradesh 24x7 - Power for All Project	-68	-5,637
155	8757-IN - Jharkhand Opportunities for Harnessing Rural Growth Project	34	2,808
156	8765-IN - Assam State Public Finance Institutional Reforms( ASPIRe) Project	14	1,202
157	8769-IN - Skill india Mission Operation ( SIMO )	91	7,508
158	8776-IN - National Agricultural Higher Education Project ( NAHEP)	47	3,912
159	8780-IN - Assam Agribusiness and Rural Transformation Project	237	19,628
160	8782-IN - Odisha Higher Education Program for Excellence and Equity	-1	-86
161	8795-IN - Tamil Nadu Rural Transformation Project	72	5,976
162	8797-IN - Tamil Nadu Irrigated Agriculture Modernization Project	346	28,671
163	8805-IN - Uttarakhand Water Supply Program for Peri-Urban Areas	158	13,122
164	8811-IN - Uttar Pradesh Pro-Poor Tourism Development Project	46	3,790
165	8828-IN - Meghalaya Community-Led Landscapes Management Project	28	2,296
166	8829-IN - Maharashtra Project on Climate Resilient Agriculture	317	26,210
167	8833-IN - Madhya Pradesh Rural Connectivity Project	43	3,553
168	8854-IN - National Rural Economic Transformation Project - Add. Fin. for NRLP	187	15,456
169	8855-IN - Strengthening Public Financial Management in Rajasthan	9	708
170	8874-IN - Atal BHUjal Yojana (ABHY)- National Groundwater Mgmt Improvement Proj.	632	52,363

(राशि हज़ारों में)  
(Amount in Thousands)

क्र. सं Sl. No.	देश/संस्था/ऋण का ब्यौरा Country/Institution/Loan Details	राशि/AMOUNT	
		एलसी LC	आईएनआर INR
171	8877-IN - Uttarakhand Workforce Development Project	40	3,341
172	8908-IN - Jharkhan Power System Improvement Project	418	34,694
173	8910-IN - AP Integrated Irrigation and Agriculture Transformation Project	359	29,806
174	8911-IN - Jharkhand Municipal Development Project	192	15,838
175	8921-IN - Additional Financing for the Uttarakhand Disaster Recovery Project	41	3,388
176	8923-IN - Chhattisgarh Public Financial Management and Accountability Pgm.	42	3,508
177	8926-IN - Program Towards Elimination of Tuberculosis	268	22,178
178	8928-IN - Uttarakhand Public Financial Management Strengthening Project	41	3,409
179	8934-IN - Tamil Nadu Health System Reform Program	270	22,360
180	8939-IN - Rajasthan State Highways Development Program II Project	402	33,272
181	8940-IN - Uttar Pradesh Core Road Network Development Project	517	42,912
182	8945-IN - Andhra Pradesh Health Systems Strengthening Project	308	25,415
183	9011-IN - Odisha Integrated Project for Climate Resilient Agriculture	299	24,779
184	9025-IN - West Bengal Major Irrigation and Flood Management Project	197	16,338
185	9026-IN - Assam Inland Water Transport Project	163	13,506
186	9031-IN - State of Maharashtra's Agribusiness and Rural Transformation Project	489	40,507
187	9041-IN - Source Sustainability and Climate Resilient Rain-fed Agriculture in HP	136	11,269
188	9062-IN - Green National Highways Corridor Project	1,017	84,331
189	9066-IN - Himachal Pradesh State Roads Transformation Project	155	12,827
190	9086-IN - COVID-19 Emergency Response and Health Systems Preparedness Project	-4	-307
191	9094-IN - Tamil Nadu Housing and Habitat Development Project	89	7,371
192	9101-IN - Strengthening Teaching-Learning And Results for States	810	67,148
193	9136-IN - Second National Ganga River Basin Project	747	61,935
194	9169-IN - Meghalaya Integrated Transport Project	219	18,116
195	9176-IN - West Benga Inland Water Transport, Logistics and Spatial Development Proj.	231	19,168
196	9181-IN - Second Dam Rehabilitation and Improvement Project	512	42,554
197	9185-IN - Nagaland: Enhancing Classroom Teaching and Resources	152	12,646
198	9190-IN - Chhattisgarh Inclusive Rural and Accelerated Agriculture Growth Project	248	20,632
199	9208-IN - Kerala Solid Waste Management Project	254	20,997
200	9219-IN - Gujarat Outcomes for Accelerated Learning (GOAL) Program	906	75,107
201	9226-IN - Punjab Municipal Services Improvement Project	251	20,735
202	9227-IN - Mizoram Health Systems Strengthening Project	66	5,508
203	9241-IN - Raising and Accelerating MSME Performance Program	1,226	101,656
204	9247-IN - Chennai City Partnership: Sustainable Urban Services Program	363	30,104
205	9248-IN - The Resilient Kerala Program	270	22,290
206	9259-IN - Supporting Andhra's Learning Transformation Operation	467	38,697
207	9291-IN - Meghalaya Health Systems Strengthening Project	90	7,451
208	9295-IN - Shimla-Himachal Pradesh Water Supply and Sewerage Services Improvement Prog	369	30,652
209	9301-IN - West Bengal Electricity Distribution Grid Modernisation Project	258	21,315
210	9314-IN - Rejuvenating Watersheds for Agricultural Resilience through Innovative Deve	254	21,076
211	9329-IN - WB Building State Capability for Inclusive Social Protection Operation	300	24,783
212	9365-IN - Public Service Capability Enhancement Project	125	10,332
213	9407-IN - Transforming India's Public Health Systems for Pandemic Preparedness Program	775	64,681
214	9409-IN - Rights : Inclusion, Accessibility and Opportunities for Persons with Disabilities in Tamil Nadu Pj	403	33,387
215	9414-IN - Second Tamil Nadu Housing Sector Strengthening Dev. Policy Loan-	57	-4,691
216	9418-IN - India's Enhanced Health Service Delivery Program	775	64,536
217	9422-IN - Additional Financing for Gujarat Outcomes for Accelerated Learning (GOAL)	612	50,777
218	9438-IN - Punjab: Building Fiscal and Institutional Resilience	280	23,253
219	9440-IN - Systems Reform Endeavours for Transformed Health Achievement in Gujarat Pg.	844	70,003
220	9484-IN - Odisha State Capability and Resilient Growth Program	124	10,297
221	9487-IN - Assam Integrated River Basin Management Project-Phase 1	112	9,340
222	9496-IN - Karnataka Sustainable Rural Water Supply Program	451	37,380
223	9553-IN - Additional Financing for Resilient Kerala Program	109	9,024
<b>Total</b>			<b>1,776,832</b>
<b>New Development Bank(LC-USD)</b>			
224	18IN02 - Madhya Pradesh Major District Roads II Project	196	16,256
225	18IN04 - Mumbai Metro Rail Project	409	33,894
226	19IN01 - Assam Bridge Project	272	22,585
227	19IN02 - Andhra Pradesh Roads and Bridges Reconstruction Project	656	54,463
228	19IN03 - AP Mandal Connectivity and Rural Connectivity Improvement Project	656	54,463
229	19IN05 - Manipur Water Supply Project	302	24,830
230	20IN04 - Delhi-Ghaziabad-Meerut Regional Rapid Transit System Project	116	9,671
231	21IN02 - Himachal Pradesh Rural Water Supply Project	47	3,859
<b>Total</b>			<b>220,019</b>
<b>Grand Total</b>			<b>4,305,631</b>

योजना अवधि-वार सहायता-प्राप्तियाँ, अदायगी तथा ब्याज अदायगी  
PLAN PERIOD-WISE AID RECEIPTS, REPAYMENT AND INTEREST PAYMENT(रुपए करोड़ में)  
(Rs. in Crores)

क्र. सं Sl. No.	योजना अवधि/श्रेणी Plan Period/Category	निष्पन्न करार का मूल्य Value of Agreement Concluded	प्राप्तियाँ Receipts	मूलधन की अदायगी Repayment of Principal	ब्याज Interest
1	<b>First Five Year Plan</b>	<b>1951-1956</b>			
	Government Grant	137.96	70.18	0.00	0.00
	Government Loan	243.79	121.57	10.50	13.30
	Non-Government Loan	0.00	0.00	0.00	0.00
	<b>Total</b>	<b>381.75</b>	<b>191.75</b>	<b>10.50</b>	<b>13.30</b>
2	<b>Second Five Year Plan</b>	<b>1956-1961</b>			
	Government Grant	121.46	160.64	0.00	0.00
	Government Loan	2,409.68	1,186.32	55.20	64.00
	Non-Government Loan	0.00	83.24	0.00	0.00
	<b>Total</b>	<b>2,531.14</b>	<b>1,430.20</b>	<b>55.20</b>	<b>64.00</b>
3	<b>Third Five Year Plan</b>	<b>1961-1966</b>			
	Government Grant	132.58	107.15	0.00	0.00
	Government Loan	2,666.13	2,772.60	305.60	294.54
	Non-Government Loan	0.00	0.00	0.00	0.00
	<b>Total</b>	<b>2,798.71</b>	<b>2,879.75</b>	<b>305.60</b>	<b>294.54</b>
4	<b>Yearly Plan</b>	<b>1966-1967</b>			
	Government Grant	79.70	97.10	0.00	0.00
	Government Loan	1,426.80	1,034.30	159.70	118.58
	Non-Government Loan	0.00	0.00	0.00	0.00
	<b>Total</b>	<b>1,506.50</b>	<b>1,131.40</b>	<b>159.70</b>	<b>118.58</b>
5	<b>Yearly Plan</b>	<b>1967-1968</b>			
	Government Grant	16.80	60.70	0.00	0.00
	Government Loan	702.00	1,073.03	177.37	153.47
	Non-Government Loan	0.00	61.87	33.33	0.00
	<b>Total</b>	<b>718.80</b>	<b>1,195.60</b>	<b>210.70</b>	<b>153.47</b>
6	<b>Yearly Plan</b>	<b>1968-1969</b>			
	Government Grant	68.40	65.20	0.00	0.00
	Government Loan	878.40	728.64	167.67	127.65
	Non-Government Loan	0.00	108.76	68.53	0.00
	<b>Total</b>	<b>946.80</b>	<b>902.60</b>	<b>236.20</b>	<b>127.65</b>
7	<b>Fourth Five Year Plan</b>	<b>1969-1974</b>			
	Government Grant	196.20	152.80	0.00	0.00
	Government Loan	3,976.00	3,139.94	1,006.66	880.48
	Non-Government Loan	0.00	890.96	577.54	0.00
	<b>Total</b>	<b>4,172.20</b>	<b>4,183.70</b>	<b>1,584.20</b>	<b>880.48</b>
8	<b>Fifth Five Year Plan</b>	<b>1974-1978</b>			
	Government Grant	1,354.20	883.75	0.00	0.00
	Government Loan	6,153.90	4,615.03	1,431.59	776.58
	Non-Government Loan	0.00	226.25	221.60	90.24
	<b>Total</b>	<b>7,508.10</b>	<b>5,725.03</b>	<b>1,653.19</b>	<b>866.82</b>
9	<b>Yearly Plan</b>	<b>1978-1979</b>			
	Government Grant	441.10	273.36	0.00	0.00
	Government Loan	1,894.60	822.76	469.70	245.65
	Non-Government Loan	0.00	81.35	54.97	25.67
	<b>Total</b>	<b>2,335.70</b>	<b>1,177.47</b>	<b>524.67</b>	<b>271.32</b>
10	<b>Yearly Plan</b>	<b>1979-1980</b>			
	Government Grant	564.40	304.53	0.00	0.00
	Government Loan	1,295.10	973.06	453.15	267.98
	Non-Government Loan	0.00	75.60	50.69	28.93
	<b>Total</b>	<b>1,859.50</b>	<b>1,353.19</b>	<b>503.84</b>	<b>296.91</b>

(रुपए करोड़ में)

(Rs. in Crores)

क्र. सं	योजना अवधि/श्रेणी	निष्पन्न करार का मूल्य	प्राप्तियां	मूलधन की अदायगी	ब्याज
Sl. No.	Plan Period/Category	Value of Agreement Concluded	Receipts	Repayment of Principal	Interest
11	<b>Sixth Five Year Plan</b>	<b>1980-1985</b>			
	Government Grant	1,564.10	1,780.14	0.00	0.00
	Government Loan	15,197.20	8,713.43	2,592.27	1,686.97
	Non-Government Loan	0.00	409.12	313.58	206.28
	<b>Total</b>	<b>16,761.30</b>	<b>10,902.69</b>	<b>2,905.85</b>	<b>1,893.25</b>
12	<b>Seventh Five Year Plan</b>	<b>1985-1990</b>			
	Government Grant	2,739.50	2,572.74	0.00	0.00
	Government Loan	41,325.20	18,998.88	6,409.98	5,158.98
	Non-Government Loan	0.00	1,123.49	754.87	327.85
	<b>Total</b>	<b>44,064.70</b>	<b>22,695.11</b>	<b>7,164.85</b>	<b>5,486.83</b>
13	<b>Yearly Plan</b>	<b>1990-1991</b>			
	Government Grant	522.08	534.25	0.00	0.00
	Government Loan	6,795.28	5,638.58	2,233.59	1,863.36
	Non-Government Loan	806.02	531.46	94.95	90.24
	<b>Total</b>	<b>8,123.38</b>	<b>6,704.29</b>	<b>2,328.54</b>	<b>1,953.60</b>
14	<b>Yearly Plan</b>	<b>1991-1992</b>			
	Government Grant	1,119.08	918.98	0.00	0.00
	Government Loan	9,785.01	9,116.25	3,495.30	2,762.52
	Non-Government Loan	2,657.25	1,579.56	155.15	243.36
	<b>Total</b>	<b>13,561.34</b>	<b>11,614.79</b>	<b>3,650.45</b>	<b>3,005.88</b>
15	<b>Eigth Five Year Plan</b>	<b>1992-1997</b>			
	Government Grant	8,821.56	4,830.44	0.00	0.00
	Government Loan	49,157.59	43,451.57	28,097.08	20,000.13
	Non-Government Loan	13,016.97	8,421.44	2,530.64	2,748.27
	<b>Total</b>	<b>70,996.12</b>	<b>56,703.45</b>	<b>30,627.72</b>	<b>22,748.40</b>
16	<b>Ninth Five Year Plan</b>	<b>1997-2002</b>			
	Government Grant	9,071.28	5,280.29	0.00	0.00
	Government Loan	65,011.71	51,919.93	42,588.30	21,675.33
	Non-Government Grant	781.96	288.19	0.00	0.00
	Non-Government Loan	14,854.67	14,192.14	5,895.03	4,476.53
	<b>Total</b>	<b>89,719.63</b>	<b>71,680.55</b>	<b>48,483.33</b>	<b>26,151.86</b>
17	<b>Tenth Five Year Plan</b>	<b>2002-2007</b>			
	Government Grant	16,616.09	11,858.42	0.00	0.00
	Government Loan	114,963.16	81,769.29	83,094.57	23,060.33
	Non-Government Grant	106.32	575.05	0.00	0.16
	Non-Government Loan	11,289.97	11,238.27	13,848.58	4,412.60
	<b>Total</b>	<b>142,975.53</b>	<b>105,441.02</b>	<b>96,943.15</b>	<b>27,473.08</b>
18	<b>Eleventh Five Year Plan</b>	<b>2007-2012</b>			
	Government Grant	9,410.98	14,003.98	0.00	0.00
	Government Loan	159,337.17	110,486.86	54,000.02	17,885.00
	Non-Government Grant	129.00	308.55	0.00	0.00
	Non-Government Loan	45,112.20	23,341.82	6,687.45	2,713.65
	<b>Total</b>	<b>213,989.35</b>	<b>148,141.22</b>	<b>60,687.47</b>	<b>20,598.65</b>
19	<b>Twelfth Five Year Plan</b>	<b>2012-2017</b>			
	Government Grant	7,027.24	11,988.68	0.00	0.00
	Government Loan	272,466.38	167,879.35	120,440.60	24,753.18
	Non-Government Grant	182.09	529.14	0.00	0.00
	Non-Government Loan	35,062.28	37,501.58	21,680.54	3,309.16
	<b>Total</b>	<b>314,737.99</b>	<b>217,898.75</b>	<b>142,121.15</b>	<b>28,062.34</b>
20	<b>For Financial Year</b>	<b>2017-2018</b>			
	Government Grant	254.19	1,422.37	0.00	0.00
	Government Loan	53,544.62	45,514.78	26,685.27	5,950.76
	Non-Government Grant	12.89	0.00	0.00	0.00
	Non-Government Loan	1,426.38	4,232.17	4,167.45	842.08
	<b>Total</b>	<b>55,238.08</b>	<b>51,169.33</b>	<b>30,852.72</b>	<b>6,792.84</b>

(रुपए करोड़ में)  
(Rs. in Crores)

क्र. सं Sl. No.	योजना अवधि/श्रेणी Plan Period/Category	निष्पन्न करार का मूल्य Value of Agreement Concluded	प्राप्तियां Receipts	मूलधन की अदायगी Repayment of Principal	व्याज Interest
21	<b>For Financial Year</b>	<b>2018-2019</b>			
	Government Grant	541.02	835.16	0.00	0.00
	Government Loan	93,480.83	47,669.05	30,738.77	8,149.58
	Non-Government Grant	0.00	0.00	0.00	0.00
	Non-Government Loan	3,628.04	12,759.70	4,858.86	1,164.72
	<b>Total</b>	<b>97,649.89</b>	<b>61,263.91</b>	<b>35,597.63</b>	<b>9,314.30</b>
22	<b>For Financial Year</b>	<b>2019-2020</b>			
	Government Grant	69.26	385.92	0.00	0.00
	Government Loan	68,182.82	60,258.35	33,890.91	9,413.66
	Non-Government Grant	0.00	0.00	0.00	0.00
	Non-Government Loan	6,129.88	7,249.01	6,120.95	1,204.66
	<b>Total</b>	<b>74,381.95</b>	<b>67,893.28</b>	<b>40,011.86</b>	<b>10,618.32</b>
23	<b>For Financial Year</b>	<b>2020-2021</b>			
	Government Grant	129.63	637.74	0.00	0.00
	Government Loan	152,149.88	117,810.41	34,715.36	8,437.25
	Non-Government Grant	0.00	0.00	0.00	0.00
	Non-Government Loan	0.00	7,723.99	7,178.70	1,447.17
	<b>Total</b>	<b>152,279.51</b>	<b>126,172.13</b>	<b>41,894.06</b>	<b>9,884.42</b>
24	<b>For Financial Year</b>	<b>2021-2022</b>			
	Government Grant	2,700.34	1,086.51	0.00	0.00
	Government Loan	102,879.23	76,610.23	35,774.98	6,819.79
	Non-Government Loan	0.00	6,846.21	6,504.63	955.77
	<b>Total</b>	<b>105,579.56</b>	<b>84,542.96</b>	<b>42,279.61</b>	<b>7,775.56</b>
	<b>Grand Total Grants</b>	<b>64,911.41</b>	<b>62,011.96</b>	<b>0.00</b>	<b>0.16</b>
	<b>Grand Total Loans</b>	<b>1,359,906.13</b>	<b>1,000,982.21</b>	<b>590,792.19</b>	<b>184,846.26</b>
	<b>Grand Total</b>	<b>1,424,817.54</b>	<b>1,062,994.17</b>	<b>590,792.19</b>	<b>184,846.41</b>

Subreports within table/matrix cells are ignored.

(i) In Grand Total, loans includes both Govt. &amp; Non-Govt. Account.

(ii) Exchange Rates adopted:

(a) Authorisation - Average Exchange Rates of respective years.

(b) Receipts &amp; Debt Service Payments - Current Exchange Rates of the time of transaction.

(c) Figure under Interest inclusive of Commitment Charges.



**2020-2021 से 2023-2024 तक के सरकारी/गैर-सरकारी ऋणों तथा अनुदानों के संवितरण प्रतिशतांक का दाता-वार ब्यौरा**  
**DONOR-WISE DISBURSEMENT PERCENTAGE OF GOVT/NON-GOVT LOANS & GRANTS FROM 2020-2021 TO 2023-2024**  
 (अमरीकी डालर, मिलियन में) (US\$ in Millions)

Sl.No क्र संख्या	Donor/ Country/ Institution दाता/देश/ संस्था	Financial Year / वित्तीय वर्ष 2020-2021			Financial Year / वित्तीय वर्ष 2021-2022			Financial Year / वित्तीय वर्ष 2022-2023			Financial Year / वित्तीय वर्ष 2023-2024		
		Undisb. Balnace 01/04/2020 को असंवितरित शेष	Disb.During 2018-2021 के दौरान संवितरण	Disb. Ratio संवितरण अनुपात	Undisb. Balnace 01/04/2021 को असंवितरित शेष	Disb. During 2021-2022 के दौरान संवितरण	Disb. Ratio संवितरण अनुपात	Undisb. Balnace 01/04/2022 को असंवितरित शेष	Disb. During 2022-2023 के दौरान संवितरण	Disb. Ratio संवितरण अनुपात	Undisb. Balnace 01/04/2023 को असंवितरित शेष	Disb. During 2023-2024 के दौरान संवितरण	Disb. Ratio संवितरण अनुपात
<b>Government Gants</b>													
1	Asian Development Bank	24.01	0.35	1.47	23.66	4.64	19.63	21.01	4.05	19.28	16.96	2.25	13.27
2	European Union	42.80	0.00	0.00	45.42	0.00	0.00	42.51	0.00	0.00	41.84	0.00	0.00
3	Ford Foundation	0.00	0.00	0.00	0.00	0.00	0.00	0.00	0.00	0.00	0.00	0.00	0.00
4	GEF-UNDP	19.36	1.95	10.06	17.22	1.04	6.05	18.37	0.77	4.20	17.60	0.53	2.99
5	Global Fund	391.96	55.31	14.11	687.77	123.87	18.01	592.56	112.12	18.92	480.45	64.33	13.39
6	Germany	54.50	2.05	3.76	65.74	2.58	3.93	123.92	1.45	1.17	132.03	5.26	3.98
7	France	5.70	0.20	3.45	5.85	1.95	33.31	16.13	1.81	11.22	14.00	0.18	1.27
8	Japan	28.06	3.95	14.07	23.93	4.00	16.71	50.14	1.77	3.52	45.56	0.00	0.00
9	United Kingdom	0.00	0.00	0.00	0.00	0.00	0.00	0.00	0.00	0.00	0.00	0.00	0.00
10	International Bank for Reconstruction and Development	65.80	21.12	32.09	44.63	15.78	35.36	28.85	3.24	11.22	25.62	10.79	42.11
11	International Development Association	0.00	0.00	0.00	0.00	0.00	0.00	0.00	0.00	0.00	0.00	0.00	0.00
12	International Fund for Agricultural Development	2.24	0.00	0.00	2.26	0.00	0.00	6.79	0.02	0.35	6.77	0.06	0.94
13	U. N. D.P.	71.61	1.13	1.57	70.48	0.00	0.00	70.48	0.00	0.00	70.71	0.00	0.00
14	UN- FAO	0.01	0.00	0.00	0.01	0.00	0.00	0.01	0.00	0.00	0.01	0.00	0.00
15	UNFPA	39.67	0.00	0.00	39.67	0.00	0.00	39.67	0.00	0.00	39.67	0.00	0.00
<b>Total</b>		<b>745.73</b>	<b>86.05</b>	<b>11.54</b>	<b>1,026.65</b>	<b>153.86</b>	<b>14.99</b>	<b>1,010.47</b>	<b>125.23</b>	<b>12.39</b>	<b>891.23</b>	<b>83.40</b>	<b>9.36</b>
<b>Government Loan</b>													
16	Asian Development Bank	10,302.70	3,187.09	30.93	11,642.64	2,606.95	22.39	10,155.10	2,717.45	26.76	10,412.79	3,075.94	29.54
17	Asian Infrastructure Investment Bank	3,664.96	1,259.99	34.38	5,131.64	1,048.67	20.44	4,863.56	859.95	17.68	4,948.37	832.64	16.83
18	European Investment Bank	1,438.32	121.66	8.46	1,697.47	151.66	8.93	1,939.75	312.66	16.12	1,584.76	217.02	13.69
19	Germany	3,134.21	857.58	27.36	3,147.48	157.57	5.01	4,321.94	150.30	3.48	5,333.31	379.97	7.12
20	France	1,009.06	307.07	30.43	762.13	60.66	7.96	1,248.19	135.69	10.87	1,195.88	113.95	9.53
21	Italy	28.26	0.00	0.00	29.99	0.00	0.00	28.07	0.00	0.00	27.63	0.00	0.00
22	Japan	18,096.63	2,151.03	11.89	18,658.19	2,496.95	13.38	18,532.63	2,854.53	15.40	20,209.80	3,885.41	19.23
23	South Korea	0.00	0.00	0.00	0.00	0.00	0.00	0.00	0.00	0.00	259.67	100.00	38.51
24	Russian Federation	7,678.55	426.89	5.56	7,251.67	538.44	7.43	6,713.23	626.60	9.33	6,086.62	741.56	12.18
25	United States of America	0.00	0.00	0.00	0.00	0.00	0.00	0.00	0.00	0.00	0.00	0.00	0.00
26	International Bank for Reconstruction and Development	12,132.65	3,546.01	29.23	10,914.88	2,293.81	21.02	11,795.82	2,540.25	21.54	12,850.32	3,322.88	25.86
27	International Development Association	2,695.75	1,503.86	55.79	1,229.65	566.02	46.03	686.83	351.16	51.13	336.10	169.97	50.57
28	International Fund for Agricultural Development	285.95	30.67	10.72	325.97	31.18	9.56	344.38	20.05	5.82	289.05	43.56	15.07
29	New Development Bank	4,968.98	2,451.28	49.33	2,597.70	347.93	13.39	2,410.35	401.57	16.66	3,344.82	315.88	9.44
30	OPEC Fund for International Development	0.00	0.00	0.00	0.00	0.00	0.00	0.00	0.00	0.00	100.00	0.00	0.00
<b>Total</b>		<b>65,436.03</b>	<b>15,843.12</b>	<b>24.21</b>	<b>63,389.40</b>	<b>10,299.83</b>	<b>16.25</b>	<b>63,039.84</b>	<b>10,970.21</b>	<b>17.40</b>	<b>66,979.13</b>	<b>13,198.78</b>	<b>19.71</b>

Sl.No क्र संख्या	Donor/ Country/ Institution दाता/देश/ संस्था	Financial Year / वित्तीय वर्ष 2020-2021			Financial Year / वित्तीय वर्ष 2021-2022			Financial Year / वित्तीय वर्ष 2022-2023			Financial Year / वित्तीय वर्ष 2023-2024		
		Undisb. Balnace 01/04/2020 को असंवितरित शेष	Disb.During 2018-2021 के दौरान संवितरण	Disb. Ratio संवितरण अनुपात	Undisb. Balnace 01/04/2021 को असंवितरित शेष	Disb. During 2021-2022 के दौरान संवितरण	Disb. Ratio संवितरण अनुपात	Undisb. Balnace 01/04/2022 को असंवितरित शेष	Disb. During 2022-2023 के दौरान संवितरण	Disb. Ratio संवितरण अनुपात	Undisb. Balnace 01/04/2023 को असंवितरित शेष	Disb. During 2023-2024 के दौरान संवितरण	Disb. Ratio संवितरण अनुपात
<b>Non-Government Loan</b>													
31	Asian Development Bank	696.27	200.48	28.79	495.79	76.34	15.40	319.45	29.68	9.29	289.77	34.42	11.88
32	Asian Infrastructure Investment Bank	31.35	27.99	89.26	3.37	1.47	43.58	0.00	0.00	0.00	0.00	0.00	0.00
33	European Investment Bank	221.28	0.00	0.00	234.80	24.62	10.48	196.48	0.00	0.00	193.39	0.00	0.00
34	Germany	309.43	0.00	0.00	323.83	0.00	0.00	303.08	19.15	6.32	278.43	0.00	0.00
35	France	51.21	31.48	61.47	22.70	0.00	0.00	21.24	0.00	0.00	20.91	0.00	0.00
36	Japan	1,896.62	385.00	20.30	1,361.12	427.80	31.43	819.47	547.49	66.81	208.90	136.04	65.12
37	International Bank for Reconstruction and Development	1,518.45	397.11	26.15	1,114.98	387.18	34.73	926.91	104.71	11.30	972.20	307.40	31.62
38	International Fund for Agricultural Development	0.00	0.00	0.00	0.00	0.00	0.00	0.00	0.00	0.00	0.00	0.00	0.00
<b>Total</b>		<b>4,724.60</b>	<b>1,042.05</b>	<b>22.06</b>	<b>3,556.58</b>	<b>917.40</b>	<b>25.79</b>	<b>2,586.64</b>	<b>701.04</b>	<b>27.10</b>	<b>1,963.61</b>	<b>477.86</b>	<b>24.34</b>

अमरीकी डालर में विदेशी ऋणों की तुलना में बकाया वर्गीकृत ऋण  
CLASSIFIED DEBT OUTSTANDING AGAINST FOREIGN LOANS IN US \$(अमरीकी डालर, मिलियन में)  
(US Dollars in Millions)

Source/स्रोत	2020-2021	2021-2022	2022-2023	2023-2024
<b>I. MULTILATERAL/बहुपक्षीय</b>	<b>65698</b>	<b>68526</b>	<b>70926</b>	<b>73692</b>
<b>(A) Government Borrowing/सरकारी उधार:</b>	<b>57689</b>	<b>60596</b>	<b>63418</b>	<b>66940</b>
1) Concessional/रियायती	23381	21939	20188	18523
(a) IDA/आई.डी.ए.	22206	20684	18661	16793
(b) Other/अन्य	1174	1255	1527	1730
(2) Non-Concessional/गैर-रियायती	34308	38656	43230	48417
(a) IBRD/आई.बी.आर.डी.	13650	14944	16506	18799
(b) Other/अन्य	20659	23713	26723	29618
<b>(B) Non-Government Borrowing/गैर-सरकारी उधार:</b>	<b>8009</b>	<b>7931</b>	<b>7508</b>	<b>6752</b>
1) Concessional/रियायती	0	0	0	0
(2) Non-Concessional/गैर-रियायती	8009	7931	7508	6752
(a) Public Sector/सरकारी क्षेत्र	5390	5306	5015	4887
(a) IBRD/आई.बी.आर.डी.	3013	3051	2929	2972
(b) Other/अन्य	2377	2255	2086	1915
(b) Financial Institutions/वित्तीय संस्थाएं	2146	2024	1893	1765
(a) IBRD/आई.बी.आर.डी.	611	521	458	402
(b) Other/अन्य	1534	1504	1435	1363
(c) Private Sector/निजी क्षेत्र	473	600	600	100
(a) IBRD/आई.बी.आर.डी.	473	600	600	100
<b>II. BILATERAL/द्विपक्षीय</b>	<b>28085</b>	<b>29278</b>	<b>30936</b>	<b>32528</b>
<b>(A) Government Borrowing/सरकारी उधार:</b>	<b>24640</b>	<b>26054</b>	<b>27570</b>	<b>29534</b>
1) Concessional/रियायती	24640	26054	27570	29534
(2) Non-Concessional/गैर-रियायती	0	0	0	0
<b>(B) Non-Government Borrowing/गैर-सरकारी उधार:</b>	<b>3444</b>	<b>3224</b>	<b>3366</b>	<b>2994</b>
1) Concessional/रियायती	3444	3224	3366	2994
(a) Public Sector/सार्वजनिक क्षेत्र	2717	2609	2803	2532
(b) Financial Institutions/वित्तीय संस्थाएं	727	614	563	462
(c) Private Sector/निजी क्षेत्र	0	0	0	0
(2) Non-Concessional/गैर-रियायती	0	0	0	0
(a) Public Sector/सार्वजनिक क्षेत्र	0	0	0	0
(b) Financial Institutions/वित्तीय संस्थाएं	0	0	0	0
(c) Private Sector/निजी क्षेत्र	0	0	0	0
<b>III. IMF/आई.एम.एफ</b>	<b>0</b>	<b>0</b>	<b>0</b>	<b>0</b>
<b>IV. EXPORT CREDIT/निर्यात ऋण</b>	<b>2143</b>	<b>0</b>	<b>0</b>	<b>0</b>
(a) Buyer's Credit/खरीदार का ऋण	0	0	0	0
(b) Supplier's Credit/आपूर्तिकर्ता का ऋण	0	0	0	0
(c) Export credit component of bilateral credit/द्विपक्षीय ऋण का निर्यात ऋण घटक	2143	0	0	0
(d) Export credit for defence purposes/ रक्षा के प्रयोजनों के लिए निर्यात ऋण	0	0	0	0
<b>V. RUPEE DEBT/रुपया ऋण</b>	<b>62</b>	<b>56</b>	<b>48</b>	<b>45</b>
(a) Defence/रक्षा	0	0	0	0
(b) Civilian/नागरिक	62	56	48	45
<b>VI. TOTAL LONG-TERM DEBT जोड़ दीर्घावधिक ऋण ( I से V )</b>	<b>95988</b>	<b>97860</b>	<b>101910</b>	<b>106266</b>

विवरण संख्या -8  
STATEMENT NO.-8

2019-2020 से 2023-2024 तक सरकारी और अनाहरित शेष की सरकारी गारंटी का स्रोत-वार ब्यौरा (ऋण)  
SOURCE WISE DETAILS OF GOVERNMENT AND GOVERNMENT GUARANTEE OF UNDRAWN BALANCE FROM 2019-2020 TO 2023-2024 (LOANS)  
(रुपये करोड़ में)  
(Rs. in Crores)

Sl.No. Country/ Institution देश / संस्था	2019-2020	2020-2021	2021-2022	2022-2023	2023-2024
<b>Government Loans</b>					
1 Asian Development Bank	51,398.57	51,677.72	68,619.84	61,128.27	59,810.34
2 Asian Infrastructure Investment Bank	10,967.33	17,466.30	31,007.38	32,900.41	33,680.25
3 European Investment Bank	7,863.48	10,196.37	10,975.98	13,023.06	11,293.78
4 Germany	12,248.84	17,894.24	21,239.80	33,784.64	40,889.87
5 France	3,824.35	5,535.03	4,981.37	9,223.00	8,932.19
6 Italy	211.45	217.81	213.16	227.03	228.00
7 Japan	118,694.13	114,848.89	108,566.11	119,478.10	117,681.17
8 South Korea	0.00	0.00	0.00	1,312.10	1,305.64
9 Russian Federation	57,704.12	52,665.80	50,982.32	50,935.63	43,740.28
10 International Bank for Reconstruction and Development	68,190.32	62,361.17	65,471.10	77,023.85	77,691.27
11 International Development Association	17,533.15	8,707.04	5,029.95	2,471.92	1,360.54
12 International Fund for Agricultural Development	1,855.02	1,880.77	2,218.81	2,655.29	2,007.90
13 New Development Bank	11,304.15	18,284.99	17,085.41	16,507.52	24,786.74
14 OPEC Fund for International Development	0.00	0.00	0.00	0.00	818.33
<b>Government Total</b>	<b>361,794.91</b>	<b>361,736.13</b>	<b>386,391.23</b>	<b>420,670.82</b>	<b>424,226.30</b>
<b>Non-Government Loans</b>					
15 Asian Development Bank	5,209.02	3,600.71	3,185.46	2,381.24	2,089.61
16 Asian Infrastructure Investment Bank	234.58	24.45	14.43	0.00	0.00
17 European Investment Bank	0.00	1,705.29	1,492.15	1,589.21	1,596.03
18 Germany	2,314.92	2,384.58	2,301.67	2,288.07	2,297.88
19 France	383.08	164.85	161.34	171.83	172.57
20 Japan	14,189.23	10,916.29	6,223.33	1,716.71	435.20
21 International Bank for Reconstruction and Development	13,115.36	8,143.84	5,527.13	6,756.58	5,440.26
<b>Non-Government Total</b>	<b>35,446.19</b>	<b>26,940.01</b>	<b>18,905.51</b>	<b>14,903.64</b>	<b>12,031.55</b>
<b>Grand Total</b>	<b>397,241.10</b>	<b>388,676.14</b>	<b>405,296.74</b>	<b>435,574.46</b>	<b>436,257.85</b>

विवरण संख्या - 9  
STATEMENT NO.-9

2019-2020 से 2023-2024 तक सरकारी और अनाहरित शेष की सरकारी गारंटी का स्रोत-वार ब्यौरा (अनुदान)  
SOURCE WISE DETAILS OF GOVERNMENT AND GOVERNMENT GUARANTEE OF UNDRAWN BALANCE FROM 2019-2020 TO 2023-2024 (GRANTS)  
(रुपये करोड़ में)  
(Rs. in Crores)

Sl.No. Country/ Institution देश / संस्था	2019-2020	2020-2021	2021-2022	2022-2023	2023-2024
<b>Government Grants</b>					
1 Asian Development Bank	112.62	171.82	144.40	139.39	120.39
2 European Union	320.24	329.87	322.84	343.84	345.31
3 GEF-UNDP	155.16	126.47	122.87	146.10	139.72
4 Global Fund	3,346.73	2,444.98	4,282.44	3,948.16	3,405.17
5 Germany	258.75	405.07	448.75	989.92	1,046.44
6 France	42.61	42.46	27.51	115.00	114.04
7 Japan	225.49	173.79	133.75	121.78	336.65
8 United Kingdom	0.01	0.01	0.01	0.01	0.01
9 International Bank for Reconstruction and Development	188.54	324.52	219.12	210.51	121.36
10 International Development Association	0.01	0.01	0.01	0.01	0.01
11 International Fund for Agricultural Development	6.25	16.40	16.97	55.61	54.85
12 U. N. D.P.	535.73	511.88	535.26	579.19	578.65
13 UN- FAO	0.09	0.09	0.10	0.10	0.10
14 UNFPA	343.23	288.14	301.30	326.03	324.67
<b>Government Total</b>	<b>5,535.46</b>	<b>4,835.51</b>	<b>6,555.33</b>	<b>6,975.65</b>	<b>6,587.37</b>
<b>Non-Government Grants</b>					
15 Germany	233.93	191.52	187.43	199.62	200.48
16 International Bank for Reconstruction and Development	247.98	240.73	251.73	272.39	269.05
<b>Non-Government Total</b>	<b>481.91</b>	<b>432.25</b>	<b>439.16</b>	<b>472.01</b>	<b>469.53</b>
<b>Grand Total</b>	<b>6,017.37</b>	<b>5,267.76</b>	<b>6,994.49</b>	<b>7,447.66</b>	<b>7,056.90</b>

विवरण संख्या - 10  
STATEMENT NO.-10

2014-2015 से 2023-2024 तक ऋण के उपयोग का स्रोत-वार ब्यौरा (केवल सरकारी लेखा में)  
SOURCE-WISE DETAILS OF UTILISATION OF LOANS FROM 2014-2015 TO 2023-2024 (ON GOVT. ACCOUNT ONLY)

(रुपये करोड़ में)  
(Rs. in Crores)

S. No. क्र.	Donor/ Country/ दाता/ देश/ संस्था	2014- 2015	2015- 2016	2016- 2017	2017- 2018	2018- 2019	2019- 2020	2020- 2021	2021- 2022	2022- 2023	2023- 2024
<b>Multilateral</b>											
<b>Government Loans</b>											
1	Asian Development Bank	6,561.66	7,176.90	9,095.07	10,069.47	10,232.92	12,371.82	23,916.94	19,528.79	21,670.10	25,487.97
2	Asian Infrastructure Investment Bank	0.00	0.00	0.00	374.13	1,220.05	848.04	9,448.69	7,863.59	6,932.94	6,897.30
3	European Investment Bank	0.00	0.00	730.72	761.41	798.55	1,190.00	936.92	1,130.81	2,558.62	1,813.60
4	International Bank for Reconstruction and Development	5,634.81	5,790.02	6,170.27	6,461.28	7,908.13	15,730.51	26,487.10	17,055.90	20,512.23	27,524.64
5	International Development Association	8,015.21	9,442.79	9,247.42	8,437.19	6,004.64	7,152.29	11,155.82	4,214.93	2,713.23	1,406.26
6	International Fund for Agricultural Development	191.74	220.04	196.21	276.67	282.36	446.85	227.50	232.16	160.89	360.41
7	New Development Bank	0.00	0.00	0.00	137.21	980.75	2,185.89	18,194.14	2,577.59	3,221.75	2,609.17
8	OPEC Fund for International Development	54.50	26.34	18.65	-0.02	0.00	0.00	0.00	0.00	0.00	0.00
<b>Total</b>		<b>20,457.91</b>	<b>22,656.10</b>	<b>25,458.33</b>	<b>26,517.35</b>	<b>27,427.40</b>	<b>39,925.39</b>	<b>90,367.10</b>	<b>52,603.78</b>	<b>57,769.76</b>	<b>66,099.35</b>
<b>Bilateral</b>											
<b>Government Loans</b>											
9	Germany	498.86	908.42	909.80	1,857.87	1,760.62	2,056.22	6,422.08	1,179.41	1,198.88	3,128.55
10	France	225.78	329.39	762.16	1,045.15	977.66	1,396.87	2,296.37	453.11	1,116.17	935.67
11	Japan	7,798.35	9,736.21	12,253.07	13,792.86	14,054.47	14,128.39	15,574.67	18,356.15	23,127.72	31,936.52
12	South Korea	0.00	0.00	0.00	0.00	0.00	0.00	0.00	0.00	0.00	831.36
13	Russian Federation	16.87	3.68	1,618.07	2,301.55	3,448.90	2,751.48	3,150.18	4,017.79	4,190.35	5,768.79
<b>Total</b>		<b>8,539.86</b>	<b>10,977.70</b>	<b>15,543.10</b>	<b>18,997.43</b>	<b>20,241.65</b>	<b>20,332.96</b>	<b>27,443.31</b>	<b>24,006.46</b>	<b>29,633.11</b>	<b>42,600.89</b>
<b>Grand Total</b>		<b>28,997.77</b>	<b>33,633.80</b>	<b>41,001.43</b>	<b>45,514.78</b>	<b>47,669.05</b>	<b>60,258.35</b>	<b>117,810.41</b>	<b>76,610.23</b>	<b>87,402.87</b>	<b>108,700.24</b>

विवरण संख्या - 11  
STATEMENT NO.-11

2014-2015 से 2023-2024 तक मूलधन की अदायगी का स्रोत-वार ब्यौरा (केवल सरकारी लेखा में)  
SOURCE-WISE REPAYMENTS OF PRINCIPAL FROM 2014-2015 TO 2023-2024 (ONLY GOVT. ACCOUNT)

(रुपये करोड़ में)  
(Rs. in Crores)

S. No. क्र.	Donor/ Country/ दाता/ देश/ संस्था	2014- 2015	2015- 2016	2016- 2017	2017- 2018	2018- 2019	2019- 2020	2020- 2021	2021- 2022	2022- 2023	2023- 2024
<b>Multilateral</b>											
1	Asian Development Bank	2,249.55	2,759.08	3,266.40	3,412.75	4,009.89	4,895.34	6,159.22	6,985.31	7,270.96	9,907.88
2	Asian Infrastructure Investment Bank	0.00	0.00	0.00	0.00	0.00	0.00	0.00	0.00	211.49	552.92
3	E.E. C.(SAC)	9.09	8.25	8.13	8.20	9.18	8.85	9.21	9.81	9.03	9.75
4	European Investment Bank	0.00	0.00	0.00	0.00	0.00	0.00	26.87	77.51	154.80	302.04
5	Japan	0.00	0.00	0.00	263.21	0.00	0.00	0.00	0.00	0.00	0.00
6	United States of America	0.00	0.00	0.00	5.14	0.00	0.00	0.00	0.00	0.00	0.00
7	International Bank for Reconstruction and Development	4,149.82	4,962.31	5,553.30	5,444.53	6,204.91	6,688.17	7,073.16	7,468.03	7,852.83	8,535.12
8	International Development Association	7,936.62	9,489.73	10,565.14	11,110.36	12,968.69	13,803.45	12,009.67	11,336.92	15,189.26	17,287.01
9	International Fund for Agricultural Development	78.12	77.74	92.25	91.48	103.72	128.49	167.68	176.43	205.82	237.73
10	New Development Bank	0.00	0.00	0.00	0.00	0.00	0.00	0.00	76.79	299.56	563.94
11	OPEC Fund for International Development	18.44	17.43	12.12	11.67	15.58	15.87	16.20	16.48	17.74	18.23
<b>Total</b>		<b>14,441.64</b>	<b>17,314.54</b>	<b>19,497.34</b>	<b>20,347.33</b>	<b>23,311.98</b>	<b>25,540.17</b>	<b>25,462.00</b>	<b>26,147.29</b>	<b>31,211.48</b>	<b>37,414.62</b>
<b>Bilateral</b>											
12	Germany	1,189.65	1,103.70	1,125.41	928.64	1,112.62	1,163.76	1,328.80	1,896.46	1,767.86	2,259.43
13	France	239.17	112.08	113.85	173.75	225.43	292.44	397.26	477.88	528.07	651.02
14	Japan	3,717.80	3,861.70	4,514.71	4,349.37	5,140.70	5,939.04	6,494.39	6,305.05	6,231.50	6,410.21
15	Russian Federation	829.86	713.75	761.57	728.11	771.12	781.74	868.20	853.62	60.56	484.54
16	Switzerland	4.75	4.70	1.95	0.33	0.16	0.00	0.00	0.00	0.00	0.00
17	United States of America	177.99	194.92	180.07	157.72	176.75	173.77	164.71	94.69	101.04	97.30
<b>Total</b>		<b>6,159.22</b>	<b>5,990.84</b>	<b>6,697.55</b>	<b>6,337.93</b>	<b>7,426.79</b>	<b>8,350.75</b>	<b>9,253.36</b>	<b>9,627.69</b>	<b>8,689.03</b>	<b>9,902.50</b>
<b>Grand Total</b>		<b>20,600.86</b>	<b>23,305.38</b>	<b>26,194.89</b>	<b>26,685.27</b>	<b>30,738.77</b>	<b>33,890.92</b>	<b>34,715.36</b>	<b>35,774.98</b>	<b>39,900.51</b>	<b>47,317.13</b>

**2014-2015 से 2023-2024 तक ब्याज के भुगतान (प्रतिबद्धता प्रभारों सहित) का स्रोत-वार ब्यौरा (सरकारी लेखा में)**  
**SOURCE WISE DETAILS OF PAYMENT OF INTEREST (INCLUDING COMMITMENT CHARGES)**  
**FROM 2014-2015 TO 2023-2024 (ON GOVT. ACCOUNT)**

(रुपये करोड़ में)  
(Rs. in Crores)

S. No. क्र. संख्या	Donor/ Country/ Institution दाता/ देश/ संस्था	2014- 2015	2015- 2016	2016- 2017	2017- 2018	2018- 2019	2019- 2020	2020- 2021	2021- 2022	2022- 2023	2023- 2024
<b>Multilateral</b>											
<b>Government Loans</b>											
1	Asian Development Bank	375.86	498.69	895.76	1,309.26	2,239.81	2,836.47	1,810.84	940.97	3,138.52	9,646.78
2	Asian Infrastructure Investment Bank	0.00	0.00	0.00	11.18	41.30	104.61	161.04	196.93	665.81	1,947.97
3	E.E. C.(SAC)	0.58	0.67	0.45	0.60	0.25	0.24	0.26	0.29	0.14	0.09
4	European Investment Bank	0.00	0.00	0.00	2.14	3.43	5.69	10.18	9.16	40.99	340.43
5	Japan	0.00	0.00	0.00	5.29	0.00	0.00	0.00	0.00	0.00	0.00
6	United States of America	0.00	0.00	0.00	0.15	0.00	0.00	0.00	0.00	0.00	0.00
7	International Bank for Reconstruction and Development	340.61	463.58	879.91	1,215.38	1,976.49	2,445.63	1,673.42	1,091.47	3,467.79	8,538.26
8	International Development Association	1,264.66	1,238.70	1,445.13	1,519.31	1,674.66	1,707.66	1,872.41	1,812.50	1,802.22	2,820.91
9	International Fund for Agricultural Development	18.48	19.39	21.23	21.93	26.41	29.65	36.04	37.93	40.03	45.18
10	New Development Bank	0.00	0.00	0.00	6.34	21.48	95.69	265.76	331.46	1,059.51	2,117.72
11	OPEC Fund for International Development	3.10	3.73	3.98	3.79	3.83	3.49	3.14	2.78	2.53	4.24
<b>Total</b>		<b>2,003.29</b>	<b>2,224.76</b>	<b>3,246.47</b>	<b>4,095.37</b>	<b>5,987.66</b>	<b>7,229.13</b>	<b>5,833.09</b>	<b>4,423.49</b>	<b>10,217.53</b>	<b>25,461.56</b>
<b>Bilateral</b>											
<b>Government Loans</b>											
12	Germany	194.34	160.01	173.58	150.10	171.80	172.43	210.40	243.95	227.05	367.10
13	France	42.66	37.80	36.57	46.94	54.40	63.01	75.36	77.22	123.30	377.75
14	Japan	1,259.75	1,264.87	1,480.24	1,419.29	1,601.42	1,656.21	1,756.47	1,772.70	1,565.16	1,536.36
15	Russian Federation	221.74	196.32	171.94	210.19	308.05	271.57	545.36	290.09	517.06	1,866.42
16	Switzerland	0.49	0.28	0.07	0.02	0.00	0.00	0.00	0.00	0.00	0.00
17	United States of America	43.37	40.85	35.41	28.84	26.25	21.30	16.66	12.34	10.35	7.55
<b>Total</b>		<b>1,762.35</b>	<b>1,700.12</b>	<b>1,897.81</b>	<b>1,855.39</b>	<b>2,161.92</b>	<b>2,184.52</b>	<b>2,604.25</b>	<b>2,396.30</b>	<b>2,442.93</b>	<b>4,155.18</b>
<b>Grand Total</b>		<b>3,765.64</b>	<b>3,924.88</b>	<b>5,144.28</b>	<b>5,950.76</b>	<b>8,149.58</b>	<b>9,413.66</b>	<b>8,437.34</b>	<b>6,819.79</b>	<b>12,660.46</b>	<b>29,616.74</b>

2014-2015 से 2023-2024 तक प्रतिबद्धता प्रभारों के भुगतान का स्रोत-वार ब्योरा (सरकारी लेखा में)  
SOURCE WISE PAYMENT OF COMMITMENT CHARGES FROM 2014-2015 TO 2023-2024 (ON GOVT. ACCOUNT)(रुपये करोड़ में)  
(Rs. in Crores)

S. No. क्र. संख्या	Donor/ Country/ Institution दाता/ देश/ संस्था	2014- 2015	2015- 2016	2016- 2017	2017- 2018	2018- 2019	2019- 2020	2020- 2021	2021- 2022	2022- 2023	2023- 2024
1	Asian Development Bank	49.21	58.85	60.39	57.79	60.31	69.66	71.06	72.37	97.72	86.32
2	Asian Infrastructure Investment Bank	0.00	0.00	0.00	3.21	7.09	19.19	29.92	40.40	71.62	94.08
3	Germany	8.47	7.36	9.17	12.06	15.42	19.10	24.36	31.52	35.61	44.11
4	Japan	46.10	37.75	35.31	26.66	23.34	20.48	18.28	14.50	9.35	6.37
5	International Bank for Reconstruction and Development	6.74	7.91	16.95	64.96	96.01	117.00	145.36	149.59	170.82	177.68
6	International Development Association	0.00	0.00	0.00	0.00	0.00	0.00	0.00	0.08	0.00	0.00
7	New Development Bank	0.00	0.00	0.00	0.00	0.46	1.84	7.56	13.64	24.23	22.00
	<b>Total</b>	<b>110.53</b>	<b>111.87</b>	<b>121.81</b>	<b>164.68</b>	<b>202.62</b>	<b>247.27</b>	<b>296.53</b>	<b>322.10</b>	<b>409.35</b>	<b>430.56</b>

विवरण संख्या-14  
Statement No.-142020-2021 से 2023-2024 तक मूलधन का स्रोतवार प्राधिकरण,  
उपयोग, अदायगी तथा ब्याज का भुगतान (गैर सरकारी लेखा)  
SOURCE-WISE AUTHORISATION, UTILISATION, REPAYMENT OF PRINCIPAL & PAYMENT OF  
INTEREST FROM 2020-2021 To 2023-2024 (NON-GOVT. ACCOUNT)

(रुपये करोड़ में) (Rs. in Crores)

क्र.सं. Sl.No	देश/संस्था Country/ institution	निष्पन्न करार का मूल्य / उपयोग Value of Agreement concluded / Utilisation				अदायगी / ब्याज Repayments / Interest			
		2020- 2021	2021-2022	2022-2023	2019-2020	2020-2021	2021-2022	2022-2023	2023-2024
1	Asian Development Bank	0.00	0.00	0.00	0.00	1,642.33	1,774.39	2,039.93	2,139.60
		1,484.98	569.87	245.03	282.97	698.72	325.87	328.76	618.10
2	Asian Infrastructure Investment Bank	0.00	0.00	0.00	0.00	45.63	92.84	98.47	101.46
		205.06	10.91	-10.61	0.00	4.95	12.45	12.75	10.65
3	European Investment Bank	0.00	0.00	0.00	0.00	0.00	11.30	11.08	0.00
		0.00	182.03	0.00	0.00	0.00	0.00	0.00	0.00
4	France	0.00	0.00	0.00	0.00	35.57	43.69	62.48	53.06
		238.43	0.00	0.00	0.00	9.45	4.77	4.12	5.81
5	Germany	0.00	0.00	0.00	0.00	1,398.21	1,171.91	1,307.69	1,018.29
		0.00	0.00	153.50	0.00	180.05	140.84	128.31	106.94
6	International Bank for Reconstruction and Development	0.00	0.00	3,394.70	1,241.06	2,423.15	2,325.34	2,314.57	2,712.84
		2,951.46	2,887.75	823.69	2,548.92	462.87	396.99	491.90	627.07
7	International Fund for Agricultural Development	0.00	0.00	0.00	0.00	5.51	5.78	5.73	3.00
		0.00	0.00	0.00	0.00	0.84	0.84	0.79	0.39
8	Japan	0.00	0.00	0.00	0.00	1,628.30	1,079.39	2,725.56	964.40
		2,844.06	3,195.66	4,390.07	1,160.54	90.30	74.02	222.99	65.25
	<b>Total</b>	<b>0.00</b>	<b>0.00</b>	<b>3,394.70</b>	<b>1,241.06</b>	<b>7,178.70</b>	<b>6,504.63</b>	<b>8,565.52</b>	<b>6,992.64</b>
		<b>7,723.99</b>	<b>6,846.21</b>	<b>5,601.66</b>	<b>3,992.43</b>	<b>1,447.17</b>	<b>955.77</b>	<b>1,189.62</b>	<b>1,434.21</b>

पिछले दस वर्षों के लिए, विदेशी ऋणों पर स्रोत-वार बकाया ऋण देयता (सरकारी लेखा में)

## SOURCE-WISE DEBT OUTSTANDING LIABILITY ON FOREIGN LOANS FOR THE LAST TEN YEARS (ON GOVT ACCOUNT)

(रुपये करोड़ में) (Rs. in Crores)

क्र.सं.	दाता/देश/ संस्थान Donor/ Country/ Institution	2014-2015	2015-2016	2016-2017	2017-2018	2018-2019	2019-2020	2020-2021	2021-2022	2022-2023	2023-2024
<b>Multilateral</b>											
<b>Government Loans</b>											
1	Asian Development Bank	57,935	66,063	70,151	76,809	87,612	103,062	117,207	135,231	161,223	175,952
2	Asian Infrastructure Investment Bank	0	0	0	374	1,608	2,643	11,724	20,230	28,747	34,900
3	E.E. C.(SAC)	135	130	103	109	99	91	89	79	71	63
4	European Investment Bank	0	0	702	1,609	2,328	3,728	4,703	5,617	8,488	10,012
5	International Bank for Reconstruction and Development	57,106	61,552	60,691	61,659	67,247	82,795	99,214	113,576	135,744	153,952
6	International Development Association	152,170	163,772	154,050	160,972	157,188	162,506	161,408	157,206	153,465	137,525
7	International Fund for Agricultural Development	2,145	2,458	2,423	2,786	3,003	3,578	3,638	3,749	3,915	4,027
8	New Development Bank	0	0	0	139	1,113	3,512	21,226	24,762	29,793	31,698
9	OPEC Fund for International Development	129	147	149	137	131	126	106	94	84	65
	<b>Total</b>	<b>269,621</b>	<b>294,121</b>	<b>288,270</b>	<b>304,594</b>	<b>320,328</b>	<b>362,041</b>	<b>419,317</b>	<b>460,546</b>	<b>521,530</b>	<b>548,195</b>
<b>Bilateral</b>											
<b>Government Loans</b>											
1	Germany	12,611	13,575	12,597	15,398	15,466	17,433	22,928	21,747	22,615	23,617
2	France	2,058	2,467	2,957	4,345	4,913	6,422	8,469	8,262	9,402	9,734
3	Italy	2	2	2	2	2	2	2	2	2	2
4	Japan	75,252	90,112	97,433	112,650	122,498	144,456	147,581	148,400	169,381	175,992
5	South Korea	0	0	0	0	0	0	0	0	0	819
6	Russian Federation	5,504	5,093	5,848	7,453	10,505	13,562	15,722	19,687	25,448	31,891
7	Switzerland	7	2	0	0	0	0	0	0	0	0
8	United States of America	1,329	1,215	1,010	846	725	605	425	348	274	177
	<b>Total</b>	<b>96,763</b>	<b>112,467</b>	<b>119,849</b>	<b>140,694</b>	<b>154,109</b>	<b>182,482</b>	<b>195,128</b>	<b>198,446</b>	<b>227,123</b>	<b>242,233</b>
	<b>Grand Total</b>	<b>366,384</b>	<b>406,588</b>	<b>408,119</b>	<b>445,287</b>	<b>474,437</b>	<b>544,522</b>	<b>614,445</b>	<b>658,992</b>	<b>748,653</b>	<b>790,428</b>

पिछले दस वर्षों के लिए, विदेशी ऋणों पर स्रोत-वार बकाया ऋण देयता (गैर-सरकारी लेखा)

## SOURCE-WISE DEBT OUTSTANDING LIABILITY ON FOREIGN LOANS FOR THE LAST TEN YEARS (NON GOVT ACCOUNT)

(रुपये करोड़ में) (Rs. in Crores)

क्र.सं.	दाता/देश/ संस्थान Donor/ Country/ Institution	2014-2015	2015-2016	2016-2017	2017-2018	2018-2019	2019-2020	2020-2021	2021-2022	2022-2023	2023-2024
<b>Multilateral</b>											
<b>Non Government Loans</b>											
1	Asian Development Bank	19,094	20,971	21,123	22,021	26,282	28,645	27,661	27,692	28,510	26,502
2	Asian Infrastructure Investment Bank	0	0	0	0	214	514	657	604	553	451
3	European Investment Bank	0	0	0	0	0	0	0	166	165	166
4	International Bank for Reconstruction and Development	19,384	22,989	23,901	24,354	27,102	30,153	29,784	31,708	32,789	28,453
5	International Fund for Agricultural Development	120	125	113	116	112	115	110	106	105	102
	<b>Multilateral Total</b>	<b>38,598</b>	<b>44,085</b>	<b>45,136</b>	<b>46,491</b>	<b>53,710</b>	<b>59,428</b>	<b>58,213</b>	<b>60,276</b>	<b>62,123</b>	<b>55,674</b>
<b>Bilateral</b>											
<b>Non Government Loans</b>											
6	Germany	7,071	8,255	8,144	8,225	10,047	9,576	8,458	7,180	6,442	5,466
7	France	167	162	161	164	138	126	325	275	226	173
8	Japan	10,702	11,664	10,933	11,236	13,040	15,717	16,253	17,046	21,013	18,880
	<b>Bilateral Total</b>	<b>17,940</b>	<b>20,081</b>	<b>19,237</b>	<b>19,625</b>	<b>23,225</b>	<b>25,419</b>	<b>25,036</b>	<b>24,501</b>	<b>27,681</b>	<b>24,520</b>
	<b>Grand Total</b>	<b>56,538</b>	<b>64,166</b>	<b>64,374</b>	<b>66,116</b>	<b>76,934</b>	<b>84,847</b>	<b>83,249</b>	<b>84,777</b>	<b>89,804</b>	<b>80,193</b>



विवरण संख्या-17  
Statement No.-17

विदेशी ऋणों और अनुदानों का प्राधिकरण (सरकारी एवं गैर-सरकारी)  
AUTHORISATION OF EXTERNAL LOANS & GRANTS (GOVT & NON-GOVT)

(रुपये करोड़ में) (Rs. in Crores)

देश/संस्था Country/ Institution	2016-2017			2017-2018			2018-2019			2019-2020			2020-2021			2021-2022			2022-2023			2023-2024		
	ऋण Loan	अनुदान Grant	जोड़ Total	ऋण Loan	अनुदान Grant	जोड़ Total	ऋण Loan	अनुदान Grant	जोड़ Total	ऋण Loan	अनुदान Grant	जोड़ Total	ऋण Loan	अनुदान Grant	जोड़ Total	ऋण Loan	अनुदान Grant	जोड़ Total	ऋण Loan	अनुदान Grant	जोड़ Total	ऋण Loan	अनुदान Grant	जोड़ Total
Asian Development Bank	17388	34	17422	9178	0	9178	24058	35	24093	15775	0	15775	29087	74	29161	34269	0	34269	14512	16	14528	25215	0	25215
Asian Infrastructure Investment Bank	0	0	0	3151	0	3151	6942	0	6942	2372	0	2372	16312	0	16312	20304	0	20304	7672	0	7672	7817	0	7817
European Investment Bank	1841	0	1841	0	0	0	0	0	0	3542	0	3542	3033	0	3033	2163	0	2163	2509	0	2509	0	0	0
GEF-UNDP	0	0	0	0	22	22	0	0	0	0	0	0	0	0	0	0	0	0	0	16	16	0	0	0
Global Fund	0	0	0	0	0	0	0	0	0	0	0	0	0	0	0	0	2627	2627	0	0	0	0	0	0
International Bank for Reconstruction and Development	13820	216	14036	15765	13	15778	21677	0	21677	20112	0	20112	31164	0	31164	18464	0	18464	30007	0	30007	33486	0	33486
International Development Association	5627	0	5627	2319	0	2319	0	0	0	1764	0	1764	7122	0	7122	836	0	836	666	0	666	468	0	468
International Fund for Agricultural Development	0	0	0	973	6	979	0	0	0	0	0	0	282	10	292	499	0	499	1104	42	1146	0	0	0
New Development Bank	2352	0	2352	644	0	644	8582	0	8582	2124	0	2124	25652	0	25652	596	0	596	3263	0	3263	11054	0	11054
OPEC Fund for International Development	0	0	0	0	0	0	0	0	0	0	0	0	0	0	0	0	0	0	0	0	0	827	0	827
U. N. D.P.	0	0	0	0	0	0	0	0	0	0	0	0	0	0	0	0	0	0	0	0	0	0	2	2
<b>Total</b>	<b>41028</b>	<b>250</b>	<b>41278</b>	<b>32030</b>	<b>41</b>	<b>32071</b>	<b>61259</b>	<b>35</b>	<b>61294</b>	<b>45689</b>	<b>0</b>	<b>45689</b>	<b>112652</b>	<b>84</b>	<b>112736</b>	<b>77131</b>	<b>2627</b>	<b>79758</b>	<b>59733</b>	<b>74</b>	<b>59807</b>	<b>78867</b>	<b>2</b>	<b>78869</b>
Bilateral																								
GEF-UNDP	0	0	0	0	6	6	0	0	0	0	0	0	0	0	0	0	0	0	0	0	0	0	0	0
Global Fund	0	0	0	0	0	0	0	454	454	0	0	0	0	0	0	0	0	0	0	0	0	0	0	0
Germany	10488	0	10488	769	15	784	971	53	1024	3620	69	3689	10663	45	10708	5038	73	5111	11726	493	12219	10145	96	10241
France	957	0	957	754	0	754	1982	0	1982	606	0	606	3900	0	3900	0	0	4776	95	4871	898	0	898	
Japan	10179	0	10179	21419	204	21623	32897	0	32897	24399	0	24399	24936	0	24936	20709	0	20709	31919	0	31919	45590	0	45590
South Korea	0	0	0	0	0	0	0	0	0	0	0	0	0	0	0	0	0	0	0	0	0	827	0	827
<b>Total</b>	<b>21624</b>	<b>0</b>	<b>21624</b>	<b>22942</b>	<b>225</b>	<b>23167</b>	<b>35850</b>	<b>507</b>	<b>36357</b>	<b>28625</b>	<b>69</b>	<b>28694</b>	<b>39499</b>	<b>45</b>	<b>39544</b>	<b>25747</b>	<b>73</b>	<b>25820</b>	<b>48421</b>	<b>588</b>	<b>49009</b>	<b>57460</b>	<b>96</b>	<b>57556</b>
<b>Grand Total</b>	<b>62652</b>	<b>250</b>	<b>62902</b>	<b>54972</b>	<b>266</b>	<b>55238</b>	<b>97109</b>	<b>542</b>	<b>97651</b>	<b>74314</b>	<b>69</b>	<b>74383</b>	<b>152151</b>	<b>129</b>	<b>152280</b>	<b>102878</b>	<b>2700</b>	<b>105578</b>	<b>108154</b>	<b>662</b>	<b>108816</b>	<b>136327</b>	<b>98</b>	<b>136425</b>

विदेशी ऋणों के संबंध में 2014-2015 से 2023-2024 तक की अवधि के दौरान उपयोग,  
मूलधन की अदायगी तथा ब्याज के भुगतान का वर्ष-वार ब्यौरा  
YEAR-WISE UTILISATION, REPAYMENT OF PRINCIPAL AND PAYMENT OF INTEREST  
FROM 2014-2015 TO 2023-2024 IN RESPECT OF EXTERNAL LOANS

(रुपये करोड़ में) (Rs. in Crores)

क्र.सं. S.No	वित्तीय वर्ष Fin. Year	उपयोग / Utilisation			मूलधन की अदायगी/Repayment of Principal			ब्याज का भुगतान/ Payment of Interest		
		सरकारी Govt.	गैर-सरकारी Non-Govt.	जोड़ Total	सरकारी Govt.	गैर-सरकारी Non-Govt.	जोड़ Total	सरकारी Govt.	गैर-सरकारी Non-Govt.	जोड़ Total
1	2014-2015	28997.77	5809.8	34,807.57	20600.86	4155.47	24,756.33	3765.64	484.79	4,250.43
2	2015-2016	33633.8	6521.4	40,155.20	23305.38	3714.19	27,019.58	3924.88	515.35	4,440.22
3	2016-2017	41001.43	6663.6	47,665.03	26194.89	5123.97	31,318.86	5144.28	689.63	5,833.91
4	2017-2018	45514.78	4232.17	49,746.95	26685.27	4167.46	30,852.72	5950.76	842.08	6,792.85
5	2018-2019	47669.05	12759.7	60,428.75	30738.77	4858.87	35,597.64	8149.58	1164.72	9,314.30
6	2019-2020	60258.36	7249.01	67,507.36	33890.92	6120.95	40,011.87	9413.66	1204.66	10,618.32
7	2020-2021	117810.41	7723.99	125,534.39	34715.36	7178.7	41,894.06	8437.35	1447.17	9,884.51
8	r 2021-22	76610.23	6846.21	83,456.45	35774.98	6504.63	42,279.61	6819.79	955.77	7,775.56
9	r 2022-23	87402.87	5601.66	93,004.53	39900.51	8565.52	48,466.03	12660.46	1189.62	13,850.08
10	r 2023-24	108700.24	3992.43	112,692.68	47317.13	6992.64	54,309.76	29616.74	1434.21	31,050.95

2014-2015 से 2023-2024 तक भारत सरकार द्वारा प्राप्त विदेशी अनुदान सहायता का वर्ष-वार ब्यौरा  
YEAR-WISE EXTERNAL GRANT ASSISTANCE RECEIVED BY GOVERNMENT OF INDIA FROM 2014-2015 TO 2023-2024

(रुपये करोड़ में) (Rs. in Crores)

क्र.सं. S.No	वित्तीय वर्ष Financial Year	नकद अनुदान / Cash Grant		कुल अनुदान राशि Total Grant Amount
		नकद अनुदान Cash Grant	अन्य मंत्रालय Other Ministries	
1	2014-2015	1,417.02	29.40	1,446.42
2	2015-2016	1,854.05	7.32	1,861.37
3	2016-2017	945.23	32.22	977.45
4	2017-2018	1,402.05	20.32	1,422.37
5	2018-2019	827.44	7.73	835.17
6	2019-2020	362.50	23.42	385.92
7	2020-2021	637.74	8.44	646.18
8	r 2021-22	1,086.51	7.57	1,094.08
9	r 2022-23	999.73	0.00	999.73
10	r 2023-24	1,043.42	0.00	1,043.42

2014-2015 से 2023-2024 तक की अवधि के दौरान अनुदानों का उपयोग  
UTILIZATION OF GRANTS DURING 2014-2015 TO 2023-2024

(रुपये करोड़ में) (Rs. in Crores)

क्र. सं. S.No.	देश/ संस्था Country/ Institution	2014-2015	2015-2016	2016-2017	2017-2018	2018-2019	2019-2020	2020-2021	2021-2022	2022-2023	2023-2024
<b>Government Grants</b>											
1	Asian Development Bank	2.41	0.00	7.00	5.35	16.22	11.98	2.65	33.93	32.55	18.66
2	European Union	0.00	287.64	70.44	189.33	0.00	0.00	0.00	0.00	0.00	0.00
3	GEF-UNDP	2.19	0.67	7.64	11.33	19.38	6.45	14.54	7.75	4.71	5.95
4	Global Fund	695.50	1,210.92	734.87	1,096.85	646.39	249.94	410.52	862.65	893.83	884.04
5	Germany	23.28	29.83	23.45	21.18	5.76	15.76	15.11	19.13	11.87	43.75
6	France	0.00	0.00	-0.16	0.00	6.49	0.46	1.46	15.03	15.41	1.55
7	Japan	0.00	29.06	36.02	0.00	46.75	0.00	29.37	30.39	13.79	0.00
8	United Kingdom	601.77	224.28	-0.25	0.00	0.00	0.00	0.00	0.00	0.00	0.00
9	United States of America	0.00	4.70	0.00	0.00	0.00	0.00	0.00	0.00	0.00	0.00
10	International Bank for Reconstruction and Development	85.91	66.95	65.20	77.96	86.45	70.84	155.66	117.64	25.90	88.95
11	International Development Association	5.97	0.00	0.00	0.00	0.00	0.00	0.00	0.00	0.00	0.00
12	International Fund for Agricultural Development	0.00	0.00	1.02	0.05	0.00	7.08	0.00	0.00	0.19	0.53
13	U. N. D.P.	27.99	5.75	32.22	20.32	7.73	23.42	8.44	0.00	0.00	0.00
14	UNFPA	1.41	1.21	0.00	0.00	0.00	0.00	0.00	0.00	0.00	0.00
<b>Total</b>		<b>1,446.42</b>	<b>1,861.02</b>	<b>977.45</b>	<b>1,422.37</b>	<b>835.17</b>	<b>385.92</b>	<b>637.74</b>	<b>1,086.51</b>	<b>998.25</b>	<b>1,043.42</b>

विदेशी ऋण सहायता स्थिति के विश्लेषण का सारांश (सरकारी लेखा)  
SUMMARY OF ANALYSIS OF EXTERNAL LOAN ASSISTANCE POSITION (GOVT ACCOUNT)

(रुपये करोड़ में) (Rs. in Crores)

क्र. सं. व्योरे S.No. Particulars	2014-2015	2015-2016	2016-2017	2017-2018	2018-2019	2019-2020	2020-2021	2021-2022	2022-2023	2023-2024
1 Total Debt Outstanding (कुल बकाया ऋण)	366,384.20	406,587.63	408,118.93	445,287.43	474,437.40	544,522.36	614,445.38	658,992.35	748,652.63	790,428.06
2 Total Disbursement (कुल संवितरण)	30,444.19	35,494.81	41,978.88	46,937.16	48,504.21	60,644.27	118,448.14	77,696.75	88,401.12	109,743.66
(a)of which loan disbursement जिस में ऋण संवितरण	28,997.77	33,633.80	41,001.43	45,514.78	47,669.05	60,258.35	117,810.41	76,610.23	87,402.87	108,700.24
(b)Grants (अनुदान)	1,446.42	1,861.02	977.45	1,422.37	835.16	385.92	637.74	1,086.51	998.25	1,043.42
3 Grants/Loans (ऋण/अनुदान)(%)	4.99	5.53	2.38	3.13	1.75	0.64	0.54	1.42	1.14	0.96
4 Total Payments (कुल भुगतान)	24,366.50	27,230.26	31,339.17	32,636.03	38,888.35	43,304.56	43,152.62	42,601.88	52,560.97	76,933.87
(a)of which amortization/ जिस में परिशोधन	20,600.86	23,305.38	26,194.89	26,685.27	30,738.77	33,890.91	34,715.36	35,782.23	39,900.51	47,317.13
(b)Interest (ब्याज)	3,765.64	3,924.88	5,144.28	5,950.76	8,149.58	9,413.66	8,437.25	6,819.65	12,660.46	29,616.74
5 Total Payments/Total Disbursements(%)										
कुल भुगतान/कुल संवितरण (%)	80.04	76.72	74.65	69.53	80.18	71.41	36.43	54.83	59.46	70.10
6 Amortization / Total Disbursements (%)										
परिशोधन/कुल संवितरण (प्रतिशत)	67.67	65.66	62.40	56.85	63.37	55.88	29.31	46.05	45.14	43.12
7 Average Interest Rate औसत ब्याज दर	1.03	0.97	1.26	1.34	1.72	1.73	1.37	1.03	1.69	3.75
8 Average Maturity (Years) औसत पूर्णता (वर्षों)	26.00	26.00	26.00	26.00	25.00	25.00	25.00	25.00	25.00	24.00
9 Average Interest on new commitments (Loan)(%)										
नई प्रतिभद्धताओं पर औसत ब्याज (ऋण) (%)	2.70	2.70	2.70	2.70	2.70	2.70	2.70	2.70	2.70	2.70
10 Average Maturity on new commitments(Loan)(Years)										
नई प्रतिभद्धताओं पर औसत पूर्णता (ऋण) (वर्ष)	16.56	17.65	14.43	18.09	18.32	17.12	16.52	15.75	16.23	16.49

अवधि के अंत में बकाया Outstandings as at end of the period

2019-2020 से 2023-2024 तक के दौरान दिसम्बर, 1971 से पूर्व की अन्तरराष्ट्रीय मुद्रा कोष  
समता दरों, औसत विनिमय दरों और वित्तीय वर्ष के अंत में विनिमय दरों को दर्शाने वाला विवरण  
**STATEMENT SHOWING PRE - DECEMBER 1971 IMF PARITY RATES, AVERAGE EXCHANGE RATES  
DURING 2019- 2020 TO 2023-2024 AND EXCHANGE RATES AT THE END OF THE FINANCIAL YEAR**

क्र. सं.	देश/संस्था	मुद्रा	आईएमएफ की समता दर	इस अवधि की औसत विनिमय दर (खरीदी)					वर्तमान विनिमय दर (बिक्री), वर्ष के अंत में@				
				Average Exchange rate (Buying) for the period					Current Exchange rate (Selling) at end of year@				
S.No	Country/ Institution	Currency	IMF Parity Rate	2019-2020	2020-2021	2021-2022	2022- 2023	2018-2019	2019-2020	2020-2021	2021-2022	2022-2023	2023-2024
1	European Investment Bank/ Germany/ France/ Netherlands	Euros	8.0000	78.6880	86.6675	86.5299	83.6402	89.4451	82.8550	85.3425	83.5199	88.9556	89.3371
2	IDA, ADB, IBRD and Others***	U S Dollars	7.5000	70.7705	74.1755	74.4663	80.2529	82.1542	74.8734	72.6858	76.0031	82.2368	81.8930
3	International Fund for Agricultural Development	Special Drawing Right	10.0000	97.5241	104.5576	105.3241	106.4434	110.2314	103.2657	103.4906	104.8088	110.6006	110.3912
4	Japan	Japanese Yen	0.0210	0.6515	0.6999	0.6632	0.5947	0.5982	0.6908	0.6631	0.6157	0.6295	0.5611
5	South Korea	Wons	0.0000	0.0000	0.0000	0.0000	0.0610	0.0607	0.0000	0.0000	0.0000	0.0710	0.0691
6	United Kingdom	British Pound Sterling	18.0000	89.9563	97.0341	101.7527	96.7554	102.8472	91.7574	99.6918	99.5489	101.3240	104.0123

\*\*\* डेवलपमेंट गेटवे फाउंडेशन/फोर्ड फाउंडेशन/ग्लोबल फंड/हंगरी/इराक/ईरान/संयुक्त राज्य अमरीका/ आईडीएफ (डब्ल्यू बी)/आईएलओ/आईएमएफ/अंतरराष्ट्रीय शर्करा संगठन/ओपेक/यूएनडीपी/यूएन-एफएओ/यूएनएफपीए/यूनिसेफ/संयुक्त राष्ट्र महिला विकास निधि/ सार्वभौम डाक संघ/विश्व खाद्य कार्यक्रम/ विश्व स्वास्थ्य संगठन  
@ वित्तीय वर्ष के आखिरी दिन का उल्लेख दिया गया है।

\*\*\* Development Gateway Foundation/Ford Foundation/Global Fund/Hungary/Iraq/Iran/United States of America/ I D F (WB)/I.L.O/IMF /International Sugar Organisation/ OPEC/U. N. D.P./UN- FAO/UNFPA/UNICEF/United Nations Dev. Fund for Women/Universal Postal Union/World Food Programme/World Health Organisation

@ Refers to the last day of the financial year.

**2014-2015 से 2023-2024 तक सरकारी ऋणों तथा अनुदानों का क्षेत्र-वार संवितरण**  
**SECTOR WISE DISBURSEMENT OF GOVT. LOANS AND GRANTS FROM 2014-2015 TO 2023-2024**

(रुपये करोड़ में) (Rs. in Crores)

क्र.सं. क्षेत्र S.No. Sector	2014-2015	2015-2016	2016-2017	2017-2018	2018-2019	2019-2020	2020-2021	2021-2022	2022-2023	2023-2024
1 Agriculture	910.42	938.27	708.76	824.90	1,181.85	1,404.63	1,535.46	2,196.68	1,896.62	2,755.66
2 Energy - Atomic Energy	16.87	3.68	1,618.07	2,301.55	3,448.90	2,751.48	3,150.18	4,017.79	4,190.35	5,768.79
3 Energy Sector - Power	2,164.25	2,104.67	2,503.13	2,713.02	2,643.51	3,036.07	3,762.71	4,827.12	2,867.78	2,685.98
4 Energy Sector General	269.83	765.77	2,426.81	325.84	298.67	2,030.39	413.84	559.88	1,316.50	3,798.18
5 Energy Sector-Non Conventional Energy	0.00	0.00	5.79	46.88	130.43	23.51	19.10	6.87	18.21	12,448.24
6 Environment and Forestry	1,483.07	757.47	780.57	1,135.10	1,395.64	1,418.02	730.24	439.34	662.63	783.12
7 Financial Sector	1,572.65	0.00	0.00	2,049.53	1,801.48	3,611.34	6,979.21	408.63	6,674.61	1,680.22
8 Flood Recovery	0.00	0.00	0.00	2.46	39.38	73.37	176.17	577.64	349.31	142.98
9 Health Sector	1,533.66	2,314.66	2,100.16	2,286.86	1,712.21	2,169.92	57,156.20	16,636.56	9,762.15	4,279.98
10 Industry and Finance	165.42	210.26	261.94	285.09	0.00	0.00	0.00	1,862.61	0.00	0.00
11 Infrastructure Sector- Port	107.80	64.52	33.84	43.72	139.78	97.18	120.74	0.00	0.00	0.00
12 Infrastructure Sector- Railway	872.20	1,962.96	3,410.35	2,912.64	4,632.93	5,268.75	6,840.03	9,082.95	16,048.07	20,600.21
13 Infrastructure Sector- Road	5,101.04	5,101.91	6,147.76	5,784.32	6,341.79	6,591.84	8,965.97	8,656.78	9,647.92	11,592.09
14 Infrastructure Sector-General	583.74	571.57	768.22	1,297.83	1,232.38	1,564.65	2,610.53	418.00	2,094.49	4,314.77
15 Inland Water Transport	0.00	0.00	0.00	8.47	368.27	264.58	101.59	125.88	285.25	365.18
16 Law and justice and public administration	243.10	14.56	369.32	0.00	-87.40	0.00	0.00	0.00	0.00	0.00
17 Natural Disaster Management	458.60	621.09	922.60	845.74	727.71	795.62	651.54	578.43	488.77	368.58
18 Others	0.00	7.68	15.88	0.00	0.00	0.00	0.00	0.00	0.00	2.07
19 Panchayati Raj	0.00	0.00	0.00	310.86	342.75	224.98	249.69	60.59	111.02	75.07
20 Rural Development	1,206.11	2,756.54	2,648.32	3,164.31	3,716.34	3,091.17	4,666.53	2,943.38	2,943.95	2,693.80
21 Science & Technology	0.00	0.00	0.00	0.00	21.78	107.06	113.78	58.89	78.15	73.35
22 Skill Development	0.00	0.00	0.00	113.58	388.42	737.65	1,208.89	733.08	1,007.51	823.47
23 Social	924.64	951.90	587.49	504.41	295.82	364.40	189.98	203.21	198.29	180.44
24 Social Protection	0.00	0.00	0.00	0.00	0.00	0.00	0.00	7,424.26	47.05	1,049.19
25 Social Sector Education	3,049.66	3,396.28	2,273.05	1,767.24	1,374.93	1,475.02	1,569.15	1,386.78	3,826.95	2,064.30
26 Structural Adj.Sector/F.Disb.	19.90	0.00	0.00	35.28	38.95	51.07	37.97	35.26	0.00	0.00
27 Tribal Development	0.00	0.00	0.00	0.00	0.00	0.00	0.00	0.00	0.00	2.90
28 Urban Development	6,763.24	9,270.22	10,295.71	13,254.64	12,490.05	14,148.09	8,751.41	9,540.07	17,083.31	23,094.84
29 Water Resources Management	1,488.07	1,649.28	1,789.36	1,972.66	2,274.32	2,372.23	3,405.76	2,955.98	4,186.29	4,710.93
30 Water Supply and Sanitation	1,509.94	2,031.56	2,311.10	2,949.14	1,552.08	6,971.26	5,041.47	1,960.11	2,615.98	3,389.32
31 Water, sanitation and flood protection	0.00	0.00	0.67	1.09	1.27	0.00	0.00	0.00	0.00	0.00
<b>Grand Total:</b>	<b>30,444.19</b>	<b>35,494.81</b>	<b>41,978.88</b>	<b>46,937.16</b>	<b>48,504.21</b>	<b>60,644.28</b>	<b>118,448.14</b>	<b>77,696.75</b>	<b>88,401.13</b>	<b>109,743.66</b>

2019-2020 से 2023-2024 तक अनाहरित शेष का क्षेत्र-वार ब्यौरा (ऋण)  
SECTOR WISE DETAILS OF UNDRAWN BALANCE FROM 2019-2020 TO 2023-2024 (LOANS)

(रुपये करोड़ में) (Rs. in Crores)

क्र.सं. देश/संस्थान S.No. Country/Institution	2019-2020	2020-2021	2021-2022	2022-2023	2023-2024
<b>Government Loans</b>					
1 Agriculture	14,651.20	13,600.42	13,175.96	11,631.74	9,333.73
2 Energy - Atomic Energy	57,704.12	52,665.80	50,982.32	50,935.63	43,740.28
3 Energy Sector-Non Conventional Energy	74.75	58.02	50.22	33.21	33.35
4 Energy Sector General	7,758.58	8,632.20	11,127.67	15,227.23	3,782.48
5 Environment and Forestry	9,266.27	6,603.87	6,471.70	8,025.58	8,219.03
6 Energy Sector - Power	16,065.17	20,833.27	16,003.53	16,865.44	17,330.38
7 Financial Sector	2,458.17	2,238.53	2,875.08	8,749.36	8,284.74
8 Flood Recovery	1,747.23	1,523.34	1,006.35	726.65	582.08
9 Health Sector	11,255.73	18,336.92	23,582.13	23,094.71	22,322.67
10 Infrastructure Sector-General	4,108.67	3,000.65	2,574.04	8,324.46	30,489.47
11 Infrastructure Sector- Port	181.85	9.11	9.52	0.00	0.00
12 Infrastructure Sector- Road	51,288.34	50,134.97	46,894.46	49,522.98	47,418.19
13 Infrastructure Sector- Railway	42,951.70	31,630.92	28,411.72	44,474.35	30,349.25
14 Inland Water Transport	2,737.72	2,879.59	2,882.48	2,826.19	2,266.38
15 Natural Disaster Management	3,921.70	1,622.16	1,943.01	1,372.19	813.73
16 Others	0.00	0.00	0.00	0.00	1,681.73
17 Panchayati Raj	554.43	288.38	239.27	146.45	0.00
18 Rural Development	16,070.20	12,331.91	8,536.89	7,896.81	10,209.99
19 Science & Technology	800.41	664.82	634.08	606.24	364.12
20 Skill Development	5,112.41	3,664.15	3,921.01	3,435.03	2,261.24
21 Social Protection	0.00	0.00	949.29	2,311.49	2,905.01
22 Social	1,131.29	849.70	661.21	486.28	245.48
23 Social Sector Education	5,809.50	6,780.77	12,870.71	11,945.63	12,145.90
24 Structural Adj.Sector/F.Disb.	123.34	34.42	0.00	0.00	0.00
25 Technical Cooperation	0.00	0.00	0.00	0.00	1,340.33
26 Tribal Development	0.00	0.00	0.00	0.00	1,142.80
27 Urban Development	57,349.51	76,531.41	100,745.86	100,395.34	107,525.09
28 Water Resources Management	23,860.51	24,773.20	24,330.41	28,691.78	26,604.42
29 Water Supply and Sanitation	24,812.13	22,047.62	25,512.31	22,946.08	22,834.44
<b>Government Total</b>	<b>361,794.93</b>	<b>361,736.15</b>	<b>386,391.23</b>	<b>420,670.85</b>	<b>424,226.31</b>
<b>Non-Government Loans</b>					
30 Energy Sector-Non Conventional Energy	1,870.34	1,815.65	1,746.69	1,022.11	919.64
31 Energy Sector General	5,919.77	6,183.90	5,035.51	6,483.18	7,258.60
32 Energy Sector - Power	4,012.62	3,325.82	3,388.74	2,512.27	1,994.62
33 Financial Sector	4,583.12	1,970.35	1,521.46	917.13	662.76
34 Industry and Finance	2,455.16	1,778.34	311.82	184.24	0.00
35 Infrastructure Sector-General	5,241.60	5,038.03	4,714.02	1,643.62	624.18
36 Infrastructure Sector- Railway	5,282.27	2,921.24	1,217.56	2,013.33	511.83
37 Urban Development	6,081.31	3,906.68	969.70	127.77	59.93
<b>Non-Government Total</b>	<b>35,446.19</b>	<b>26,940.01</b>	<b>18,905.50</b>	<b>14,903.65</b>	<b>12,031.56</b>
<b>Grand Total</b>	<b>397,241.12</b>	<b>388,676.16</b>	<b>405,296.73</b>	<b>435,574.50</b>	<b>436,257.87</b>

2019-2020 से 2023-2024 तक अनाहरित शेष का क्षेत्र-वार ब्यौरा (अनुदान)  
SECTOR WISE DETAILS OF UNDRAWN BALANCE FROM 2019-2020 TO 2023-2024 (Grants)

(रुपये करोड़ में) (Rs. in Crores)

क्र.सं. देश/संस्था S.No. Country/Institution	2019-2020	2020-2021	2021-2022	2022-2023	2023-2024
<b>Government Grants</b>					
1 Agriculture	13.85	22.14	57.88	233.03	214.62
2 Energy Sector-Non Conventional Energy	33.11	32.14	33.61	36.37	36.22
3 Energy Sector General	39.03	52.33	71.41	90.31	89.05
4 Environment and Forestry	358.24	298.71	256.65	267.27	205.30
5 Energy Sector - Power	0.00	14.52	15.19	29.77	267.43
6 Financial Sector	0.00	17.05	16.69	17.77	17.85
7 Flood Recovery	0.00	0.00	0.00	35.55	35.70
8 Health Sector	4,026.06	3,295.27	5,046.53	4,768.13	4,181.05
9 Industry and Finance	2.38	2.31	2.41	2.61	2.60
10 Infrastructure Sector-General	195.00	184.56	175.02	219.97	202.32
11 Infrastructure Sector- Railway	0.00	0.00	0.00	0.00	40.16
12 Justice Access Strengthening	0.36	0.35	0.37	0.40	0.40
13 Others	-2.43	-2.36	-2.47	-2.67	-2.66
14 Rural Development	16.37	47.85	49.62	96.04	93.03
15 Science & Technology	5.68	5.85	5.73	6.10	6.13
16 Social	555.85	535.15	551.87	595.24	593.77
17 Social Sector Education	9.95	9.66	10.10	10.93	10.89
18 Urban Development	247.16	286.52	232.05	400.85	428.27
19 Water Resources Management	22.45	20.67	21.61	141.70	141.25
20 Water Supply and Sanitation	12.42	12.79	11.06	26.28	23.99
<b>Government Total</b>	<b>5,535.48</b>	<b>4,835.51</b>	<b>6,555.33</b>	<b>6,975.65</b>	<b>6,587.37</b>
<b>Non-Government Grants</b>					
21 Agriculture	65.09	58.52	57.27	61.00	61.26
22 Energy Sector General	171.59	166.57	174.18	188.48	187.69
23 Environment and Forestry	3.70	3.69	3.75	4.02	4.02
24 Energy Sector - Power	64.86	63.50	65.77	71.02	70.80
25 Financial Sector	12.39	12.77	12.50	13.31	13.37
26 Health Sector	12.26	12.62	12.35	13.16	13.22
27 Infrastructure Sector-General	28.17	27.92	28.53	30.71	28.46
28 Rural Development	24.85	25.60	25.05	26.68	26.80
29 Social	5.74	5.91	5.78	6.16	6.19
30 Urban Development	53.08	13.75	13.46	14.34	14.40
31 Water Supply and Sanitation	40.18	41.39	40.50	43.14	43.32
<b>Non-Government Total</b>	<b>481.91</b>	<b>432.24</b>	<b>439.14</b>	<b>472.02</b>	<b>469.53</b>
<b>Grand Total</b>	<b>6,017.39</b>	<b>5,267.75</b>	<b>6,994.47</b>	<b>7,447.67</b>	<b>7,056.90</b>



2015-2016 से 2023-2024 तक सरकारी ऋणों/अनुदानों के संवितरण-स्थिति का राज्य-वार ब्यौरा (सरकारी लेखा)  
STATE WISE DISBURSEMENT POSITION OF GOVT. LOANS/GRANTS FROM 2015-2016 TO 2023-2024 (GOVT. ACCOUNT)

(रुपये करोड़ में) (Rs. in Crores)

क्र. सं. S.No.	राज्य State	2015-2016	2016-2017	2017-2018	2018-2019	2019-2020	2020-2021	2021-2022	2022-2023	2023-2024
1	Andhra Pradesh	1,081.88	1,084.43	1,310.33	1,364.65	1,917.02	1,570.99	1,131.47	2,347.71	944.45
2	Assam	526.05	592.73	880.09	634.11	1,381.65	999.69	1,402.44	1,381.79	2,201.23
3	Bihar	1,408.16	1,256.34	1,412.34	2,308.49	1,705.00	1,824.33	1,381.94	1,623.56	1,826.92
4	Central	17,411.94	21,384.94	24,962.93	25,982.23	32,312.87	88,208.75	50,056.87	55,147.74	70,289.37
5	Chhattisgarh	137.86	441.97	463.70	435.87	278.83	284.97	422.08	651.22	458.03
6	Goa	129.22	54.31	85.08	80.62	47.40	45.71	54.62	0.00	0
7	Gujarat	308.79	126.75	912.85	1,367.80	778.26	1,839.63	206.89	1,817.37	1,212.87
8	Haryana	97.24	129.59	166.14	109.42	103.35	32.72	8.60	0.00	2.65
9	Himachal Pradesh	631.41	788.75	608.57	564.42	678.32	649.61	826.94	922.90	1,457.32
10	Jammu and Kashmir	223.00	199.44	294.20	39.38	73.37	176.17	577.64	0.00	0
11	Jharkhand	181.82	251.46	250.29	226.08	415.50	622.27	521.14	651.45	565.41
12	Karnataka	1,477.68	1,734.52	1,623.37	989.41	539.96	1,477.55	1,729.40	1,701.60	2,187.14
13	Kerala	527.43	768.57	465.42	274.28	2,089.18	1,140.43	469.35	595.79	896.76
14	Madhya Pradesh	1,469.28	1,434.06	1,859.65	3,672.64	4,749.53	5,165.50	3,983.00	3,246.16	2,502.02
15	Maharashtra	335.33	137.12	271.58	116.07	976.24	2,551.29	3,970.74	3,321.43	4,025.64
16	Meghalaya	18.02	50.61	91.86	135.30	167.33	362.17	228.29	564.75	835.5
17	Mizoram	58.16	54.92	77.15	106.94	201.19	154.23	73.52	59.03	107.94
18	Multi State	2,259.85	2,462.42	1,979.39	1,434.03	1,226.68	769.09	515.69	1,494.18	1,186.13
19	Nagaland	1.37	0.04	6.16	35.79	80.77	66.70	171.28	142.64	194.76
20	Odisha	599.68	1,065.42	806.12	724.30	932.09	742.62	659.68	881.47	958.32
21	Puducherry	0.00	0.00	0.00	49.61	0.00	0.00	0.00	0.00	0
22	Punjab	356.42	471.26	455.77	1,263.44	103.57	17.84	233.55	179.12	200.49
23	Rajasthan	1,936.14	3,361.72	1,541.16	2,400.29	4,223.06	1,531.30	1,353.87	1,450.89	2,522.67
24	Sikkim	30.13	33.78	38.40	40.63	7.85	40.37	8.01	25.12	13.71
25	Tamil Nadu	1,641.01	1,579.57	2,398.68	1,827.47	1,872.79	4,602.29	4,837.94	6,348.19	10,025.54
26	Telangana	0.00	4.90	6.50	3.16	0.00	0.00	0.00	0.00	0
27	Tripura	55.41	38.48	16.89	0.00	3.04	17.31	64.46	82.70	354.2
28	Uttar Pradesh	812.46	954.44	1,059.16	616.56	1,255.02	1,391.34	923.30	915.72	530.31
29	Uttarakhand	1,152.23	1,184.19	1,188.48	767.01	606.46	791.44	673.56	798.04	872.22
30	West Bengal	626.85	332.16	1,704.91	934.20	1,909.87	1,134.77	984.67	1,471.68	2,955.68
	<b>Grand Total</b>	<b>35,494.81</b>	<b>41,978.88</b>	<b>46,937.16</b>	<b>48,504.21</b>	<b>60,636.19</b>	<b>118,211.06</b>	<b>77,470.96</b>	<b>87,822.26</b>	<b>109,327.26</b>

2017-2018 से 2023-2024 की अवधि के दौरान असंवितरित विदेशी ऋणों/अनुदानों का राज्य-वार ब्यौरा (सरकारी लेखा में)  
STATE WISE UNDISBURSED FOREIGN LOANS/GRANTS FOR THE PERIOD 2017-2018 TO 2023-2024 (ON GOVT. ACCOUNT)

(रुपये करोड़ में) (Rs. in Crores)

क्र.सं. S.No.	राज्य State	2017-2018	2018-2019	2019-2020	2020-2021	2021-2022	2022-2023	2023-2024
1	Andhra Pradesh	10,407.37	16,628.35	16,802.60	19,099.60	20,290.10	18,343.87	18,380.07
2	Assam	6,196.14	6,321.44	8,165.58	10,569.21	12,876.01	20,467.05	22,319.15
3	Bihar	13,504.34	13,152.07	9,207.64	5,385.69	3,835.13	3,399.50	3,952.46
4	Central	131,895.35	183,811.82	188,787.45	186,382.31	188,915.77	197,604.55	181,098.78
5	Chhattisgarh	783.98	442.06	2,704.91	2,995.29	3,212.72	2,810.65	4,758.76
6	Goa	372.44	295.93	278.41	223.91	155.62	0.00	0.00
7	Gujarat	4,580.78	3,360.25	3,761.03	1,881.57	7,258.43	10,847.63	17,523.08
8	Haryana	1,931.50	1,547.60	1,605.46	1,510.06	1,393.98	0.00	1,961.99
9	Himachal Pradesh	6,356.89	6,082.42	6,099.97	6,611.75	7,548.91	9,050.63	9,895.91
10	Jammu and Kashmir	1,824.55	1,897.95	1,747.23	1,523.34	1,006.35	0.00	0.00
11	Jharkhand	2,706.55	4,256.43	5,098.65	3,636.23	4,086.47	3,584.32	2,440.97
12	Karnataka	5,675.07	7,566.44	7,848.01	6,816.68	7,431.84	6,034.52	6,476.63
13	Kerala	1,921.29	1,608.23	3,050.81	2,701.87	5,689.79	7,295.17	7,631.02
14	Madhya Pradesh	13,415.54	22,343.59	25,955.75	21,531.13	18,972.83	14,152.72	14,013.00
15	Maharashtra	2,978.84	10,874.50	17,511.71	22,802.66	22,060.16	27,669.26	24,788.67
16	Meghalaya	751.36	1,326.54	1,925.30	3,256.25	3,382.76	3,480.16	3,529.76
17	Mizoram	685.65	601.80	440.48	271.21	485.91	1,088.63	817.08
18	Multi State	5,361.98	4,589.75	3,279.08	4,722.92	7,117.78	8,582.43	7,373.20
19	Nagaland	947.62	1,000.09	1,009.13	1,370.48	1,213.43	1,162.14	1,381.94
20	Odisha	8,097.01	7,720.22	8,657.55	6,819.54	5,947.13	5,255.07	3,856.16
21	Puducherry	0.00	455.61	0.00	0.00	0.00	0.00	0.00
22	Punjab	2,058.95	886.78	853.55	448.33	1,825.15	3,025.57	2,744.06
23	Rajasthan	9,000.28	8,525.35	7,424.87	9,748.67	8,298.54	12,711.41	12,841.60
24	Sikkim	220.10	182.73	182.06	136.03	137.79	116.51	910.98
25	Tamil Nadu	13,488.50	17,830.22	26,309.54	24,195.63	35,817.06	43,286.14	50,390.38
26	Telangana	475.29	0.00	0.00	0.00	0.00	0.00	0.00
27	Tripura	2.92	0.00	847.97	1,032.94	1,374.23	3,203.73	4,744.12
28	Uttar Pradesh	4,577.98	4,130.77	4,996.95	4,785.11	3,974.45	5,575.93	3,356.53
29	Uttarakhand	3,719.50	5,004.82	4,895.86	3,775.59	4,493.28	5,321.18	9,749.00
30	West Bengal	5,157.62	8,649.34	7,331.06	9,662.90	11,624.15	11,404.70	9,265.74
	<b>Grand Total</b>	<b>259,095.40</b>	<b>341,093.10</b>	<b>366,778.63</b>	<b>363,896.89</b>	<b>390,425.72</b>	<b>425,473.4</b>	<b>426,201.05</b>

2020-2021 से 2023-2024 तक मूलधन का स्रोत-वार प्राधिकरण, उपयोग, अदायगी और ब्याज का भुगतान  
(सरकारी लेखा में बैंक-टू-बैंक ऋण तथा अनुदान)  
**SOURCE-WISE AUTHORISATION, UTILIZATION, REPAYMENT OF PRINCIPAL & PAYMENT OF  
INTEREST FROM 2020-2021 TO 2023-2024 (BACK-TO-BACK LOAN & GRANT ON GOVT. ACCOUNT)**

(रुपये करोड़ में) (Rs. in Crores)

क्र. सं. S.No.	देश/संस्था Country/ Institution	निष्पन्न करार का मूल्य / उपयोग Value of Agreement concluded / Utilisation				ऋणों की अदायगी/ब्याज भुगतान (प्रतिबद्धता प्रभावों सहित) Repayments of Loan/Interest Payments (Including Commitment Charges)			
		2020-2021	2021-2022	2022-2023	2023-2024	2020-2021	2021-2022	2022-2023	2023-2024
<b>Loans</b>									
1	Asian Development Bank	11,397.07	10,402.94	7,503.65	8,398.81	2,282.43	2,717.06	3,393.46	3,961.89
		9,455.17	10,140.32	10,989.28	12,993.94	908.20	488.18	1,659.94	4,973.80
2	Asian Infrastructure Investment Bank	4,764.17	9,134.55	2,006.32	7,816.59	0.00	0.00	211.49	224.51
		1,682.75	468.92	3,247.86	3,640.28	99.19	91.17	243.57	635.58
3	European Investment Bank	0.00	0.00	1,254.60	0.00	0.00	0.00	0.00	0.00
		0.00	0.00	0.00	0.00	0.00	0.00	0.00	0.00
4	Germany	6,477.57	1,211.42	9,116.78	2,064.92	577.27	889.80	812.23	1,089.77
		1,926.97	1,042.92	1,072.96	1,680.67	106.00	111.18	116.01	126.42
5	France	0.00	0.00	2,007.37	0.00	28.35	27.89	27.35	29.16
		24.50	0.00	115.41	271.69	1.01	1.00	3.10	19.12
6	Japan	3,206.53	7,998.37	1,677.15	6,655.74	1,363.71	1,523.98	1,693.16	1,548.80
		1,923.37	2,470.62	2,153.81	4,403.26	339.05	314.99	306.95	286.51
7	South Korea	0.00	0.00	1,312.10	0.00	0.00	0.00	0.00	0.00
		0.00	0.00	0.00	0.00	0.00	0.00	0.00	0.00
8	International Bank for Reconstruction and Development	4,431.78	13,850.72	8,843.87	13,691.23	1,896.10	2,200.58	2,678.40	3,159.19
		7,006.70	5,946.15	7,893.93	7,969.99	663.13	457.90	1,332.73	3,356.29
9	International Development Association	0.00	0.00	0.00	0.00	1,168.72	1,255.62	2,068.58	2,353.39
		1,999.34	1,544.86	1,253.58	382.40	441.80	404.79	499.56	915.51
10	International Fund for Agricultural Development	280.68	498.92	96.30	0.00	57.08	64.67	73.38	76.24
		124.72	97.60	57.94	122.58	16.21	17.54	18.18	21.52
11	New Development Bank	4,771.55	0.00	3,263.33	8,867.10	0.00	76.79	299.56	563.94
		2,562.02	1,617.43	1,676.15	1,367.40	83.47	97.81	345.43	696.56
12	OPEC Fund for International Development	0.00	0.00	0.00	827.37	12.11	12.42	13.33	13.70
		0.00	0.00	0.00	0.00	2.75	2.47	2.29	4.08
<b>Total</b>		<b>35,329.35</b>	<b>43,096.92</b>	<b>37,081.47</b>	<b>48,321.76</b>	<b>7,385.76</b>	<b>8,768.82</b>	<b>11,270.95</b>	<b>13,020.59</b>
		<b>26,705.55</b>	<b>23,328.83</b>	<b>28,460.90</b>	<b>32,832.22</b>	<b>2,660.80</b>	<b>1,987.03</b>	<b>4,527.75</b>	<b>11,035.39</b>
<b>Grant</b>									
1	Asian Development Bank	0.00	0.00	0.00	0.00	0.00	0.00	0.00	0.00
		2.65	11.69	31.96	7.70	0.00	0.00	0.00	0.00
2	Germany	36.40	17.31	430.75	19.75	0.00	0.00	0.00	0.00
		9.86	12.71	5.76	30.59	0.00	0.00	0.00	0.00
3	Japan	0.00	0.00	0.00	0.00	0.00	0.00	0.00	0.00
		0.00	0.98	13.79	0.00	0.00	0.00	0.00	0.00
4	International Bank for Reconstruction and Development	0.00	0.00	0.00	0.00	0.00	0.00	0.00	0.00
		56.16	41.20	25.90	47.99	0.00	0.00	0.00	0.00
5	International Fund for Agricultural Development	10.34	0.00	42.13	0.00	0.00	0.00	0.00	0.00
		0.00	0.00	0.19	0.24	0.00	0.00	0.00	0.00
<b>Total</b>		<b>46.74</b>	<b>17.31</b>	<b>472.88</b>	<b>19.75</b>	<b>0.00</b>	<b>0.00</b>	<b>0.00</b>	<b>0.00</b>
		<b>68.67</b>	<b>66.58</b>	<b>77.60</b>	<b>86.53</b>	<b>0.00</b>	<b>0.00</b>	<b>0.00</b>	<b>0.00</b>

2021-2022 से 2023-2024 तक राज्य-वार उपयोग, अनाहरित शेष और  
ब्याज की अदायगी (सरकारी लेखा में बैंक-दू-बैंक ऋण तथा अनुदान)  
STATE-WISE UTILIZATION, UNDRAWN BALANCES & PAYMENT OF INTEREST  
FROM 2021- 2022 TO 2023-2024 (BACK-TO-BACK LOAN & GRANT ON GOVT. ACCOUNT)

(रुपये करोड़ में) (Rs. in Crores)

क्र. सं. S.No.	राज्य State	संवितरण (उपयोग) Disbursement (Utilisation)						ब्याज भुगतान (वचनबद्धता प्रभारों सहित) Interest Payment (Including Commitment Charges)			अनाहरित शेष Undrawn balances					
		2021-2022		2022-2023		2023-2024		2021-2022	2022-2023	2023-2024	2021-2022		2022-2023		2023-2024	
		ऋण Loan	अनुदान Grant	ऋण Loan	अनुदान Grant	ऋण Loan	अनुदान Grant	ऋण Loan	ऋण Loan	ऋण Loan	ऋण Loan	अनुदान Grant	ऋण Loan	अनुदान Grant	ऋण Loan	अनुदान Grant
1	Andhra Pradesh	1,124.12	7.35	2,327.15	20.57	918.70	25.75	156.01	311.73	643.17	20,252.61	37.49	17,354.30	196.92	18,207.75	172.31
2	Bihar	1,381.94	0.00	1,623.56	0.00	1,826.92	0.00	141.44	344.27	967.00	3,835.13	0.00	3,391.46	0.00	3,952.46	0.00
3	Central	7.47	0.00	0.00	0.00	0.00	0.00	0.00	0.00	0.00	4,608.07	0.00	1,333.11	0.00	1,338.83	0.00
4	Chhattisgarh	422.08	0.00	651.22	0.00	458.03	0.00	25.20	60.53	218.47	3,212.72	0.00	2,810.65	0.00	4,758.76	0.00
5	Goa	54.62	0.00	0.00	0.00	0.00	0.00	10.74	13.63	8.10	155.62	0.00	0.00	0.00	0.00	0.00
6	Gujarat	206.89	0.00	1,817.37	0.00	1,212.87	0.00	74.86	172.43	415.99	7,234.70	0.00	10,712.76	0.00	17,497.51	0.00
7	Haryana	8.60	0.00	3.30	0.00	2.65	0.00	8.39	37.16	86.72	1,393.98	0.00	0.00	0.00	1,961.99	0.00
8	Jharkhand	521.14	0.00	651.45	0.00	565.40	0.00	26.62	80.61	234.35	4,086.47	0.00	3,584.32	0.00	2,440.97	0.00
9	Karnataka	1,723.90	5.50	1,687.81	13.79	2,187.14	0.00	105.63	250.67	614.79	7,350.11	81.73	5,965.69	68.82	6,414.32	62.32
10	Kerala	469.35	0.00	595.79	0.00	896.76	0.00	109.73	170.99	293.29	5,627.28	56.74	7,228.50	60.43	7,564.11	60.69
11	Madhya Pradesh	3,979.99	3.01	3,243.93	2.23	2,499.86	2.17	274.88	789.68	1,980.95	18,892.19	28.22	14,068.28	27.71	13,930.82	25.69
12	Maharashtra	3,970.74	0.00	3,321.24	0.19	4,025.39	0.24	95.22	275.14	782.41	21,980.84	34.27	25,639.11	105.11	22,747.19	124.49
13	Multi State	474.50	41.20	1,175.66	25.90	1,055.87	47.99	162.46	409.78	912.69	6,983.46	92.72	8,412.23	73.74	7,333.24	25.99
14	Odisha	655.87	3.81	881.47	0.00	958.32	0.00	71.31	112.17	202.14	5,930.73	16.80	5,279.99	17.89	3,838.61	17.97
15	Punjab	233.55	0.00	179.12	0.00	200.49	0.00	42.19	85.73	222.13	1,825.15	0.00	3,025.57	0.00	2,744.06	0.00
16	Rajasthan	1,352.01	1.87	1,450.89	0.00	2,522.67	0.00	185.92	422.31	948.34	8,180.25	0.22	12,584.65	0.24	12,714.72	0.24
17	Tamil Nadu	4,834.10	3.84	6,464.12	14.34	10,016.05	9.49	278.47	570.32	1,514.63	35,711.09	105.97	47,498.51	346.31	50,038.52	335.49
18	Telangana	0.00	0.00	0.00	0.00	0.00	0.00	0.22	0.42	1.03	0.00	0.00	0.00	0.00	1,340.33	0.00
19	Uttar Pradesh	923.30	0.00	915.72	0.00	530.31	0.00	106.46	140.19	311.72	3,974.45	0.00	5,575.93	0.00	3,356.53	0.00
20	West Bengal	984.67	0.00	1,471.10	0.58	2,954.79	0.89	111.27	280.00	677.48	11,386.27	21.61	11,151.52	22.79	9,012.57	21.82
	<b>Total</b>	<b>23,328.83</b>	<b>66.58</b>	<b>28,460.90</b>	<b>77.60</b>	<b>32,832.22</b>	<b>86.53</b>	<b>1,987.03</b>	<b>4,527.75</b>	<b>11,035.39</b>	<b>172,621.11</b>	<b>475.75</b>	<b>185,616.59</b>	<b>919.97</b>	<b>191,193.30</b>	<b>847.02</b>

**2021-2022 से 2023-2024 तक क्षेत्र-वार उपयोग, अनाहरित शेष और  
ब्याज की अदायगी (सरकारी लेखा में बैक-टू-बैक ऋण तथा अनुदान)  
SECTOR-WISE UTILISATION, UNDRAWN BALANCES & PAYMENT OF INTEREST FROM  
2021- 2022 To 2023-2024 (BACK-TO-BACK LOAN & GRANT ON GOVT. ACCOUNT)**

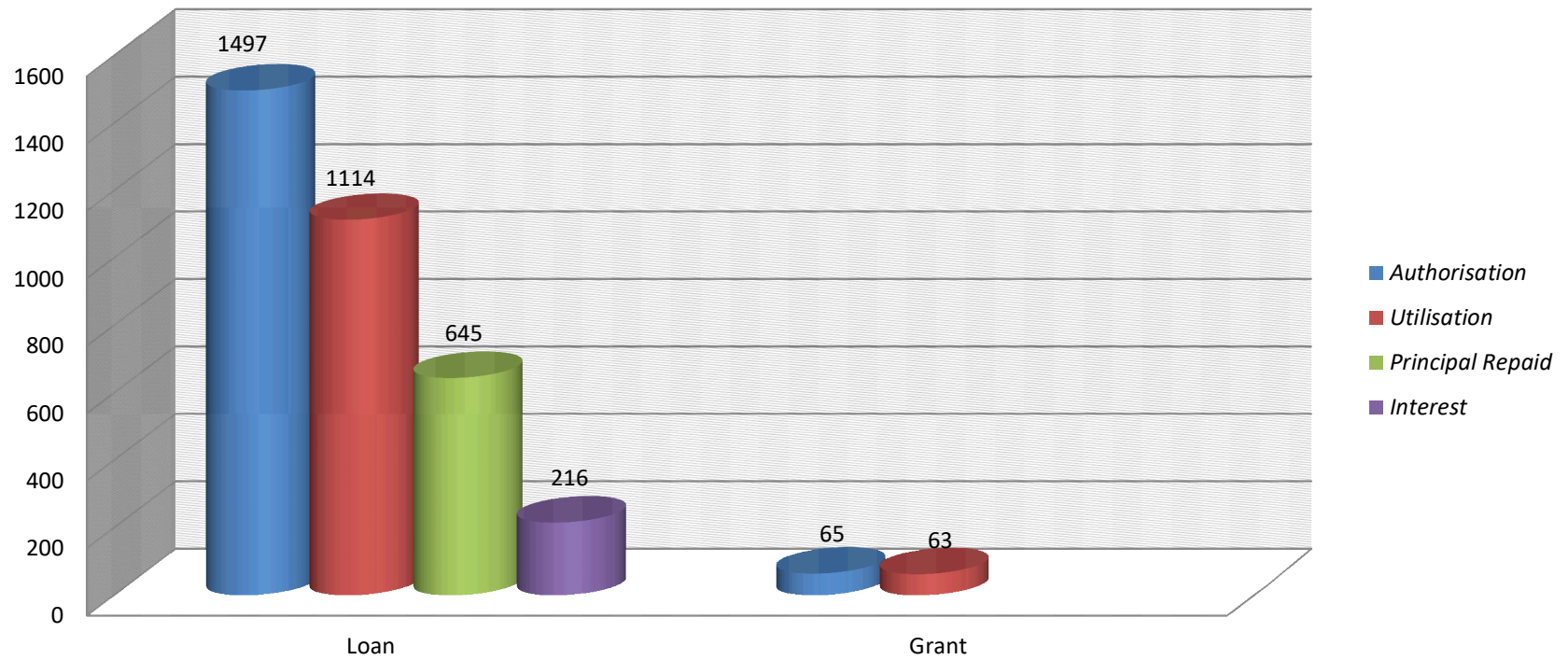
(रुपये करोड़ में) (Rs. in Crores)

क्र.सं. S.No.	राज्य State	संवितरण (उपयोग) Disbursement (Utilisation)						ब्याज भुगतान (वचनबद्धता प्रभारों सहित) Interest Payment (Including Commitment Charges)			अनाहरित शेष Undrawn balances					
		2021-2022		2022-2023		2023-2024		2021-2022	2022-2023	2023-2024	2021-2022		2022-2023		2023-2024	
		ऋण Loan	अनुदान Grant	ऋण Loan	अनुदान Grant	ऋण Loan	अनुदान Grant	ऋण Loan	ऋण Loan	ऋण Loan	ऋण Loan	अनुदान Grant	ऋण Loan	अनुदान Grant	ऋण Loan	अनुदान Grant
1	Agriculture	1,441.04	2.05	1,331.59	0.83	1,796.64	18.93	81.61	149.71	392.57	8,524.04	19.25	7,297.72	191.86	6,362.06	173.99
2	Energy Sector - Power	3,498.65	0.00	1,754.60	0.00	1,414.55	0.00	187.17	405.62	1,037.82	10,191.37	0.00	6,979.55	13.33	5,339.94	13.39
3	Energy Sector General	419.31	0.00	1,163.47	0.00	1,365.70	0.00	65.86	175.16	428.41	9,027.58	16.69	12,423.88	17.77	9,691.11	7.85
4	Energy Sector-Non Conventional Energy	6.87	0.00	18.21	0.00	0.00	0.00	2.78	0.87	0.91	50.22	0.00	33.21	0.00	33.35	0.00
5	Environment and Forestry	162.20	34.44	105.06	25.90	216.64	47.99	27.48	24.70	24.41	2,212.35	85.08	3,898.79	65.47	4,898.19	17.76
6	Fertilizer Sector	0.00	0.00	0.00	0.00	0.00	0.00	2.95	2.35	2.97	0.00	0.00	0.00	0.00	0.00	0.00
7	Financial Sector	301.88	0.00	405.78	0.00	991.02	0.00	103.60	199.29	466.70	2,497.91	16.69	4,407.66	17.77	4,643.17	17.85
8	Health Sector	1,170.48	0.00	1,277.92	0.00	1,497.52	0.00	51.18	92.57	243.42	4,179.69	26.51	6,005.55	27.11	4,389.49	24.38
9	Industry and Finance	0.00	0.00	0.00	0.00	0.00	0.00	12.00	10.81	10.46	0.00	0.00	0.00	0.00	0.00	0.00
10	Infrastructure Sector- Port	0.00	0.00	0.00	0.00	0.00	0.00	3.64	14.92	36.11	9.52	0.00	0.00	0.00	0.00	0.00
11	Infrastructure Sector- Railway	84.04	0.00	466.14	0.00	433.90	0.00	21.77	50.84	143.10	3,670.06	0.00	3,497.13	0.00	4,101.65	0.00
12	Infrastructure Sector- Road	6,569.88	0.00	5,946.71	0.00	6,863.46	0.00	354.61	1,110.76	3,005.67	28,210.11	0.00	27,518.68	0.00	30,568.44	0.00
13	Infrastructure Sector-General	411.72	6.28	2,058.24	33.53	124.40	11.02	67.90	163.28	454.15	2,574.04	124.74	6,256.31	165.81	7,248.65	148.79
14	Inland Water Transport	30.78	0.00	48.60	0.00	78.45	0.00	1.59	3.48	8.18	763.80	0.00	775.88	0.00	695.12	0.00
15	Law and justice and public administration	0.00	0.00	0.00	0.00	0.00	0.00	7.12	6.13	5.34	0.00	0.00	0.00	0.00	0.00	0.00
16	Natural Disaster Management	134.89	0.00	166.10	0.00	93.58	0.00	42.45	56.78	103.50	1,123.85	0.00	910.01	0.00	813.73	0.00
17	Others	0.00	0.00	0.00	0.00	0.00	0.00	0.00	0.00	0.00	0.00	0.00	0.00	0.00	0.00	0.00
18	Panchayati Raj	60.59	0.00	111.02	0.00	75.07	0.00	14.40	38.28	102.31	239.27	0.00	146.45	0.00	0.00	0.00
19	Rural Development	1,478.34	0.00	2,530.84	0.19	2,094.03	0.24	169.39	369.81	880.66	6,508.37	10.63	5,696.76	54.45	7,602.20	53.98
20	Skill Development	116.68	0.00	346.79	0.00	522.00	0.00	8.57	33.65	94.25	1,373.70	0.00	1,134.16	0.00	614.25	0.00
21	Social	95.93	0.00	75.12	0.00	64.11	0.00	33.76	35.91	53.94	383.59	0.01	147.15	0.01	22.90	0.01
22	Social Protection	0.00	0.00	47.05	0.00	217.83	0.00	0.00	8.31	11.97	949.29	0.00	2,311.49	0.00	2,905.01	0.00
23	Social Sector Education	690.89	0.00	2,363.92	0.00	1,290.59	0.00	51.98	130.71	399.93	8,065.25	0.00	8,290.83	0.00	9,309.72	0.00
24	Structural Adj. Sector/F.Disb.	35.26	0.00	0.00	0.00	0.00	0.00	12.42	43.50	71.74	0.00	0.00	0.00	0.00	0.00	0.00
25	Technical Cooperation	0.00	0.00	0.00	0.00	0.00	0.00	0.00	0.00	0.00	0.00	0.00	0.00	0.00	1,340.33	0.00
26	Urban Development	2,980.39	23.80	4,469.24	16.57	9,171.13	7.45	267.57	706.48	1,654.08	49,404.32	154.55	52,801.07	325.81	57,977.50	339.34
27	Water Resources Management	1,947.33	0.00	2,153.05	0.58	2,525.15	0.89	185.99	389.68	918.60	16,041.10	21.61	20,896.54	40.56	18,868.61	39.67
28	Water Supply and Sanitation	1,691.68	0.00	1,621.46	0.00	1,996.43	0.00	209.23	304.16	484.20	16,621.68	0.00	13,743.15	0.00	13,767.88	0.00
29	Water, sanitation and flood protection	0.00	0.00	0.00	0.00	0.00	0.00	0.00	0.00	0.00	0.00	0.00	0.00	0.00	0.00	0.00
<b>Total</b>		<b>23,328.83</b>	<b>66.58</b>	<b>28,460.90</b>	<b>77.60</b>	<b>32,832.22</b>	<b>86.53</b>	<b>1,987.03</b>	<b>4,527.75</b>	<b>11,035.39</b>	<b>172,621.11</b>	<b>475.75</b>	<b>185,171.96</b>	<b>919.97</b>	<b>91,193.30</b>	<b>847.02</b>



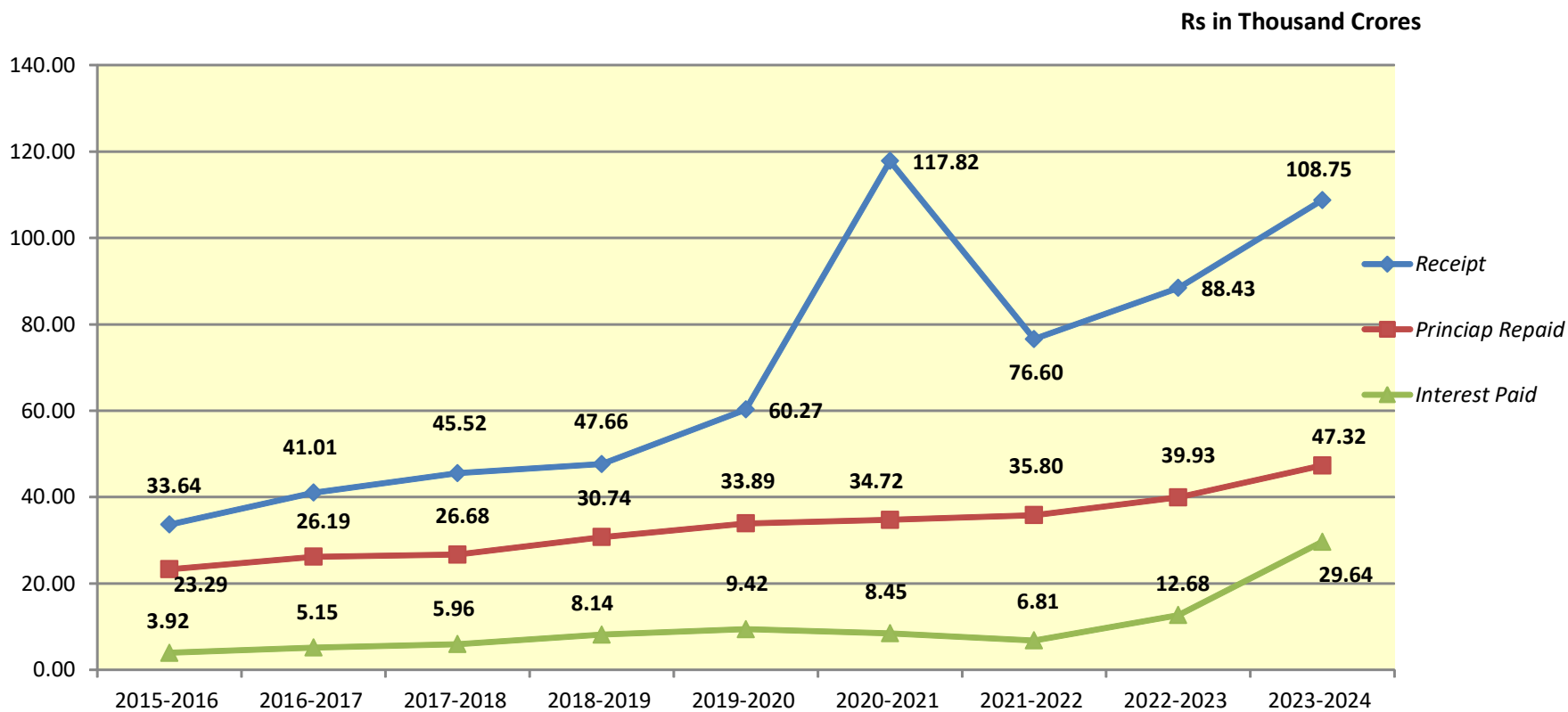
**Graph 1**  
**Commulative External Funding upto 31.03.2024**  
**(Govt & Non Govt)**

Rs in Thousand Crores



Source : Statement No.5

**Graph 2**  
**Trends in External Assistance on Govt Account ( 2015-16 to 2023-2024)**  
**(Receipt & Debt Service Payments)**

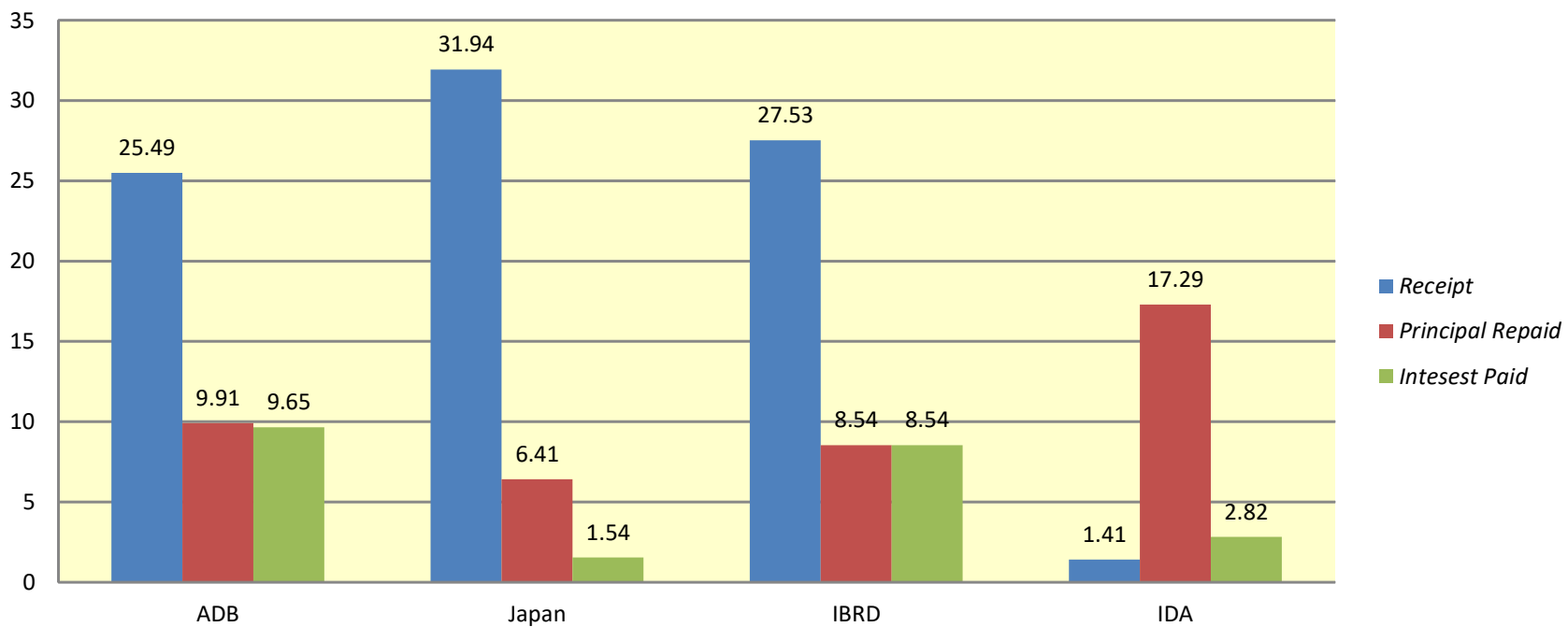


Source : Statement Nos 18



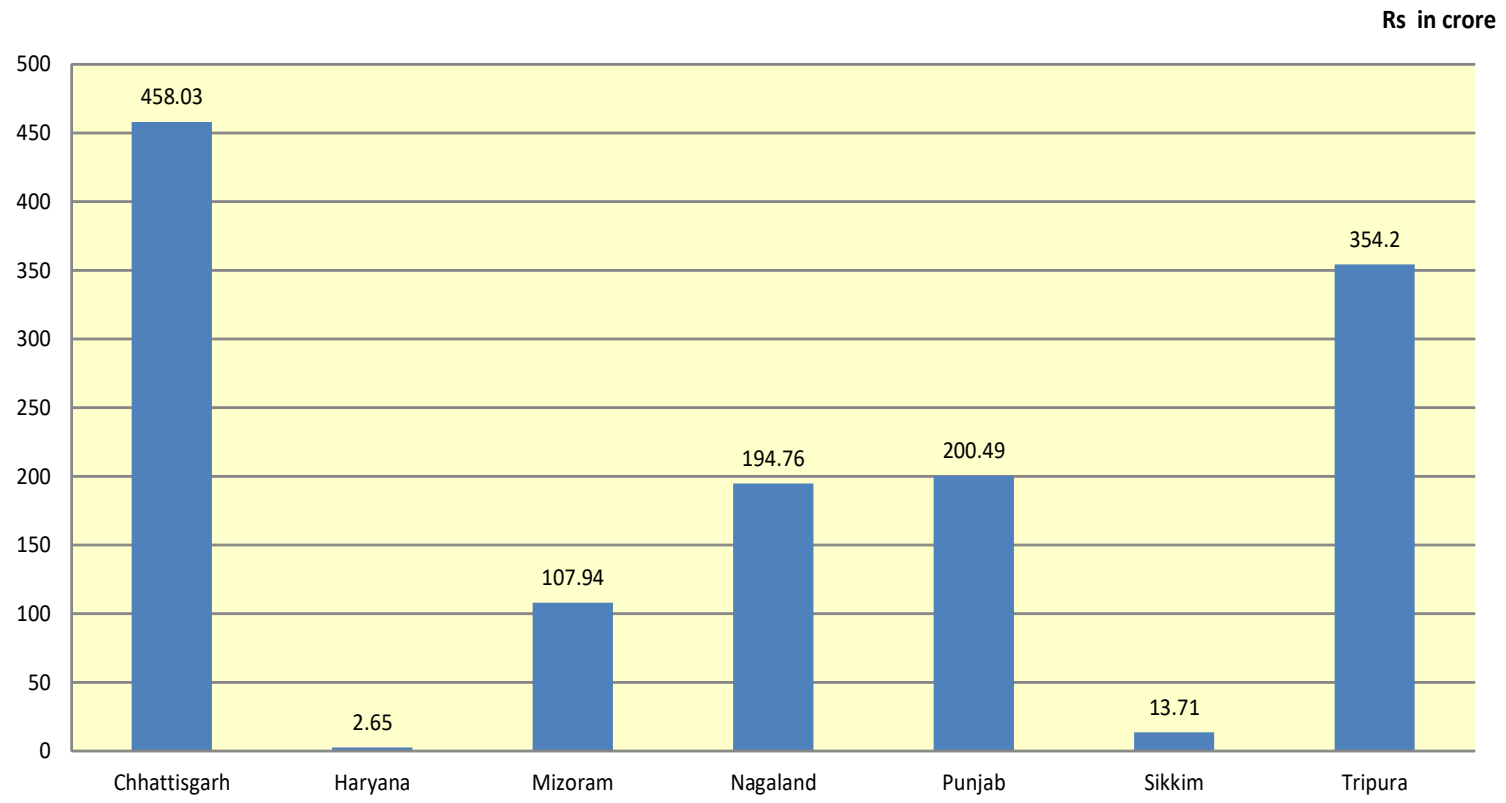
**Graph 3**  
**Major Source of External Debt on Government Account during 2023-24**  
**(Receipt & Debt Service Payments)**

Rs in Thousand Crores



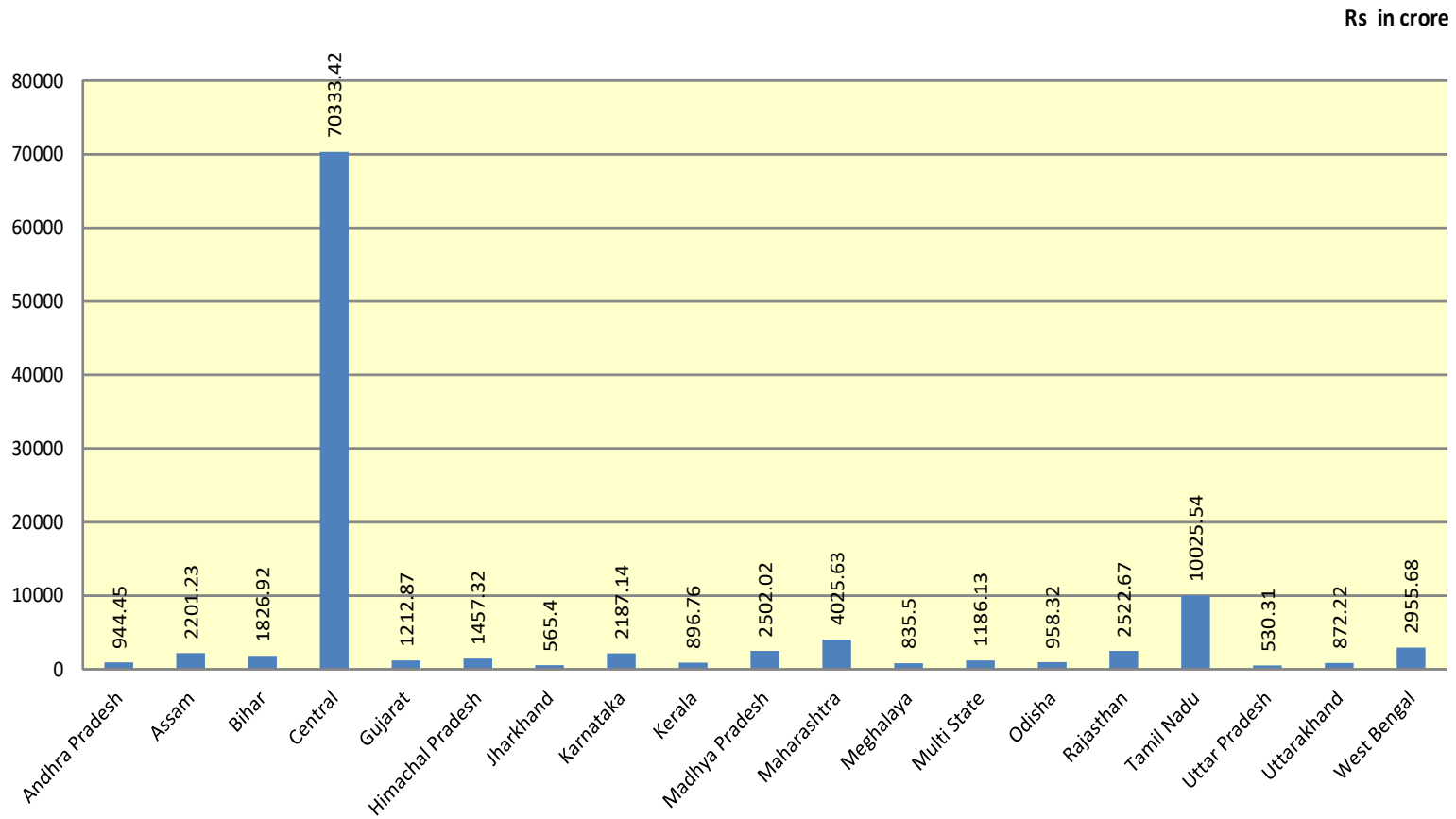
Source : Statement Nos 10, 11 and 12

**Graph 4**  
**Statewise Disbursement of govt Loans/Grants during 2023-24 less than Rs.500 crores**



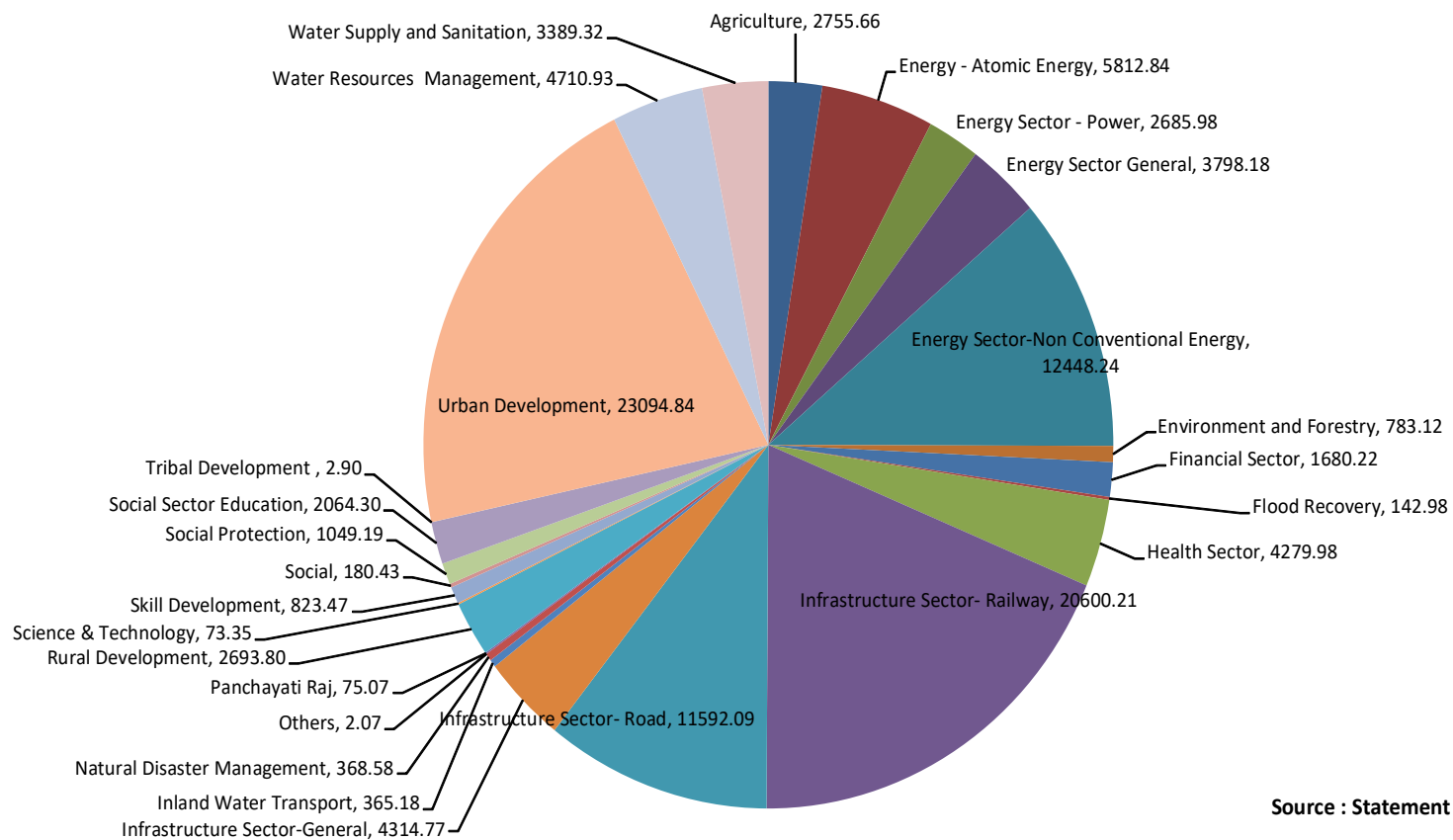
Source : Statement No. 26

**Graph 5**  
**Statewise Disbursement of govt Loans/Grants during 2023-24 more than Rs.500 crores**



Source : Statement No. 26

**Graph 6**  
**SECTOR WISE DISBURSEMENT OF GOVT. LOANS AND GRANTS DURING 2023-24**



Source : Statement No.23



